



FACELESS

SOCIAL MASTERY

A STEP BY STEP Blueprint To Launching A
\$500+/Month Online Business

By: Courage Avorvuvu

**“If you want average results,
then do what the average person
is doing.**

**If you want to be extraordinary,
then you have to be willing to do
what the average person won't”**

TABLE OF CONTENTS

01

INTRODUCTION

Why IS Social Media So Important Today	06
What is Faceless Marketing	07
What is a Niche?	08
Why Niche Selection Matters	09
How to Choose Your Niche	10

02

PROFILE OPTIMIZATION

Logo	12
Name	13
Username	14
Bio	15

03

GROWTH

The Algorithm	17
Content Strategy	17
Consistency vs Frequency	18
Viral Hooks	18
Hashtags	19
Trending Sounds	19

04 MONETIZATION

Introduction To Monetization	21
Digital Products	22
Affiliate Marketing	24
Shoutouts & Paid Promotions	26
Final Thoughts	27

05 CONCLUSION & NEXT STEPS

Conclusion	28
Next Steps	29

A dark, moody photograph of a desk setup. In the background, a computer monitor is visible. In the foreground, a laptop is open, and a pair of sunglasses is resting on it. The lighting is low, creating a professional and focused atmosphere.

CHAPTER 1

Introduction



WHY IS SOCIAL MEDIA SO IMPORTANT TODAY?

Social media is no longer just for entertainment, it's one of the most powerful business tools of our time.

It gives anyone the chance to reach a massive audience, share valuable content, and turn that attention into real income. With billions of active users, platforms like TikTok and Instagram have become gateways to opportunities that didn't exist a decade ago.

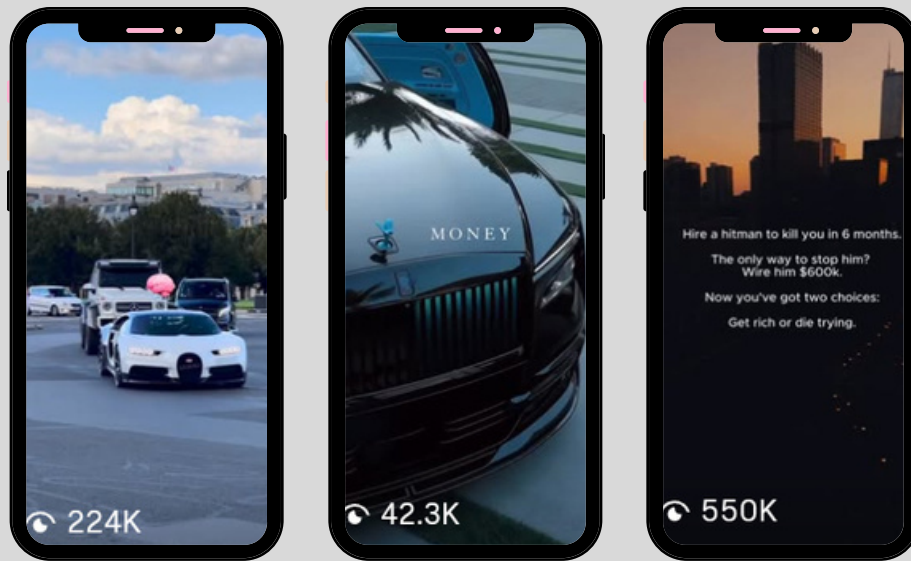
The magic lies in the reach: with the right strategy, your content can go from zero to millions literally overnight. Grow your audience, and start generating passive income.

The barrier to entry has never been lower... and the opportunity has never been greater.

If you're not leveraging social media in today's world, you're missing out on one of the biggest digital goldmines of our time.

In this eBook, I'll show you exactly how I used faceless content to take full advantage of this opportunity and how you can do the same.

WHAT IS FACELESS MARKETING?



Faceless marketing refers to creating an online presence and monetizing it without showing your face. Your online presence showcases your **brand**, products, and content without revealing your physical identity.

Faceless marketing places a strong emphasis on branding through words, visuals, and your unique persona.

Inside this e-book, we are going to discuss how you can build your own personal faceless brand on **Instagram** and/or **TikTok**, and create a stream of income with **digital products**.



WHAT IS A NICHE?

Before you dive into building your page, the first step is to choose a niche.

So, what exactly is a niche?

Think of it as the specific topic or theme your content will focus on. Instead of posting random videos or mixing too many ideas, your niche gives your content direction and helps you attract the right audience.

A clear niche makes it easier for people to understand what your page is about and why they should follow you.

It also builds trust and consistency, which are key if you want to grow fast and eventually make money.

Examples of Niches:

- Motivation & Mindset
- Luxury Lifestyle
- Movie Recaps
- Finance & Business Tips
- Celebrity Gossip & Trending News

You don't need to be an expert, you just need to stay consistent around one topic that delivers value or entertainment.

WHY NICHE MATTERS

Your niche is the foundation of everything you'll build on social media — your content, your audience, your growth, and ultimately, your income.

Here's why choosing the right niche is a game-changer:

1. It Helps You Attract the Right People

When you focus on a specific topic, you naturally start attracting followers who are interested in that topic. They'll be more likely to engage with your content, share it, and stick around because it speaks directly to what they care about.

2. It Builds Trust & Authority

When people see you consistently posting content around one topic, they start to see you as a go-to source. You build credibility, and that trust is what turns followers into fans and eventually, into buyers.

3. It Increases Your Chances of Going Viral

Social media platforms like TikTok and Instagram love content that fits into clear categories. When you stay in a niche, the algorithm understands who to show your content to and that means more views, more followers, and more reach.

4. It Makes Monetization Easier

Whether you want to promote affiliate offers, sell digital products, or grow an email list, a niche helps you attract the right type of people who are most likely to buy. A focused audience is always more valuable than a random one



HOW TO CHOOSE YOUR NICHE

Choosing the right niche is the first major step in building a successful faceless page because everything else depends on it: your content, your audience, and how you'll make money.

Don't overthink it. The right niche is usually found at the intersection of three things:

1. What You're Interested In

Pick something you won't get bored of. Even if you're not an expert, choose a topic that genuinely excites you. If you're going to be posting consistently, you need to enjoy the process at least a little bit.

Ask yourself: *"Could I scroll content about this for hours?"*

2. What's Already Working Online

Look around TikTok or Instagram, what kind of pages are getting lots of views? Is it movie scenes? Motivation? Luxury? Celebrity gossip?

Find patterns. The goal isn't to copy, it's to model what works and make it your own.

Tip: Search hashtags or explore pages that already have viral content in your area of interest.

3. What Can Be Monetized

The best niche in the world won't help you if you can't make money from it.

Pick something that can easily connect to:

Affiliate offers, Digital products, Paid promotions Or even your own services

PASSPORT



United States
of America



CHAPTER 2

Profile Optimization



LOGO

Your logo is the first visual element people see and for faceless brands, it becomes your entire identity. Since you're not showing your face, your logo acts as your avatar, brand signature, and visual anchor all in one.

A strong logo makes your page look professional, trustworthy, and memorable even before someone reads your content.

What Makes a Great Faceless Logo?

- **Simple & Clean**

Avoid clutter. A minimalist design with 1–2 bold elements works best especially in small profile image sizes.

- **On-Brand**

Use colors and icons that match your niche.

Luxury page? Try black, gold, or silver tones.

Movie or entertainment page? Use film strip icons, play buttons, or clean monogram initials.

- **Recognizable at a Small Size**

Remember: on TikTok and Instagram, your logo shows up in a tiny circle. It needs to look clear even at 50x50 pixels.

How to Create a Logo (Even for Free)

- **Canva:** Use pre-made logo templates and customize your text, colors, and icons.
- **Fiverr:** Hire a freelance designer to create a custom logo for as little as \$10–\$30.



USERNAME

Your username is one of the most important pieces of your profile. It's how people find you, tag you, and remember your page — so it needs to be clean, clear, and brandable.

This is your digital identity, and once your page starts growing, you'll want to stick with it long-term. So choose it wisely from the start.

What Makes a Good Username?

- Simple & Memorable
 - Avoid numbers, special characters, or complicated spellings.
 - Make it easy to type, easy to recall.
- Relevant to Your Niche
 - Use a word that gives a hint about what your page is about.
like "clips", "edits", "daily", or "hub".
- Consistent Across Platforms
 - If possible, use the same name on both TikTok and Instagram.
This helps with branding and recognition.

Avoid Usernames That:

Are too long, Use random numbers (like @luxurygirl2749), Contain underscores and dots unless absolutely needed, Look spammy or hard to remember

Examples of Great Usernames: @DailyMovieClips, @SuccessPlug, @TechRecaps, @WealthVerse, @NaijaEdits

NAME

While your username helps with identification and search, your name is what tells people what your page is about at a glance. Think of it as your headline. The bold, attention-grabbing line that sits just below your profile picture. This is where you make your niche instantly clear.

What Makes a Great Name?

- **Niche-Relevant Keywords**

Use words that describe your content, like “Movie Recaps,” “Luxury Vibes,” or “Motivation Daily.” This immediately tells new visitors what your page is for.

- **Clean and Descriptive**

Keep it short, clear, and powerful. You don’t need full sentences, just strong, specific words that get straight to the point.

- **Memorable & Brandable**

A unique name makes your page stand out in a crowd of similar profiles. Bonus if it’s easy to turn into a future product, website, or digital brand.

Examples of Effective Display Names:

- Movie Recaps Daily
- Luxury | Cars | Money
- Mindset Boost
- Naija Reels Plug
- Success Vault

BIO

Your bio is your 2-second elevator pitch.

It's the first thing people read when they land on your page — and it plays a big role in whether they decide to follow you, click your link, or scroll away. So it needs to be clear, direct, and valuable.

What Makes a Strong Bio?

- **Tells people exactly what you offer:** Be specific about the kind of content you post. Use short lines that are easy to scan.
- **Includes a call to action (CTA):** Give your visitors something to do — like click a link, download a free guide, or follow for daily tips.
- **Matches your niche + brand tone:** Use words and emojis that feel consistent with your theme (luxury, movies, business, etc.).

Instagram and TikTok bios have limited space so every word must earn its spot. Try testing 2–3 different versions to see what gets the most clicks and follows.

High-Converting Bio Examples:

The image displays three examples of high-converting bios for different niches, each shown in a screenshot of a social media profile.

- For a Movie Page:**
 - Daily Movie Scenes & Recaps
 - Trending Edits & Reels
 - Watch More or Grab the Free Guide
- For a Luxury Page:**
 - Luxury Cars | Lifestyle | Money
 - Faceless Content Growth
 - Free Viral Video Vault Below
- For a Motivation Page:**
 - Daily Mindset Boosts
 - Motivation to Level Up
 - Free Strategy PDF

Below these are three screenshots of actual social media profiles with their bios and statistics:

- Profile 1 (Movie Page):** 192 Following, 25.1K Followers, 162.8K Likes. Bio: "Best Of Nollywood Movies Everyday Follow And Stay Tuned For More 📣📣". Link: TikTok Studio.
- Profile 2 (Luxury Page):** 29 Following, 11.3K Followers, 77.5K Likes. Bio: "Make Money On TikTok Posting Movies Like I do - Free Training Link Below 📣". Link: <https://taap.it/naijarecaps>. TikTok Studio.
- Profile 3 (Motivation Page):** 682 Following, 309.7K Followers, 2.2M Likes. Bio: "Make Money Online Posting Videos Like Me 📣 JOIN MY FREE TRAINING BELOW 📣". Link: <https://naijarecaps.com>.

CHAPTER 3

How to Grow a Faceless Page

GROWTH

Social media growth isn't just about luck, it's about understanding how the platform works and what kind of content it rewards.

If you're consistent with the right strategy, your page can explode in weeks (even days). Let's break down the key elements that drive real growth.

The Algorithm: What It Rewards

Social platforms like TikTok and Instagram don't push content randomly, they reward content that gets attention and keeps people watching.

Here's what the algorithm loves:

- High watch time (people watching your videos till the end)
- Strong engagement (likes, comments, shares, saves)
- Fast response (the first hour matters most)
- Content type & clarity (is your video clearly in one niche?)

Your job: create short, attention-grabbing videos that people don't scroll past.

If people watch your content fully and engage with it, the algorithm will show it to more users fast.

Content Strategy That Works

Not all content is created equal.

Some videos go viral because they're trendy, but others go viral because they're strategically built to perform.

Here's how to build content that works:

- Pick a format and stick to it (e.g. movie clips, luxury edits, quote reels)
- Use fast pacing – don't waste time in the intro
- Deliver one idea per video – simple, clear, focused
- Model viral content from similar pages in your niche

Always ask yourself: Would I stop scrolling to watch this?

Consistency vs. Frequency

You don't need to post 5 times a day, you just need to post consistently.

Here's the truth:

- 3 quality posts per week will beat 10 low-quality posts every time
- Posting at the same times helps build momentum
- Missing a few days won't kill your page, but disappearing for weeks will

If possible, batch your content once or twice a week and schedule it out. This makes staying consistent way easier.

Using Viral Hooks

Your first 3 seconds are everything.

Hooks are what make people stop scrolling and watch – so use powerful on-screen text or captions to instantly create curiosity.

🔥 Examples of great hooks:

- “She had no idea what was coming next...”
- “This video changed my mindset forever.”
- “Wait for the end...”
- “Rich people don't want you to see this.”

Tips:

- Put your hook in the first frame
- Use bold text or emojis to make it pop
- Make it niche-relevant (luxury, mindset, movie scene, etc.)

Hashtags & Captions

While not as powerful as your content itself, hashtags and captions help the algorithm and your audience understand your content.

✓ Hashtag tips:

- Use 3–6 per post
- Mix popular + niche-specific ones
- Examples: #luxurylifestyle, #movietok, #facelesspage, #viralcontent #sidehustle #motivation etc.

✓ Caption tips:


- Add a short CTA like “Watch till the end” or “Follow for more gems”
- Ask questions to spark comments
- Keep it short and aligned with your video

Trending Sounds

Sounds are a secret growth booster, especially on TikTok. Using trending audio helps your videos blend into viral content streams, increasing your chance of being pushed to more people.

● Here’s how to use trending sounds:

- Scroll your For You Page (FYP) and look for sounds used in multiple viral videos
- Tap the sound and see how many videos are using it
- If it’s just starting to trend, jump on it early

 **Bonus tip:** Use low-volume trending sounds under your main audio – the algorithm still picks it up even if it’s barely audible.

CHAPTER 4

Monetization



MONETIZATION

Once you've grown your page and you're consistently getting views, engagement, and followers, it's time to turn all that attention into income.

There are several ways to monetize a faceless theme page, but in this section, we'll focus on three of the most powerful and beginner-friendly methods:

- ➔ **Digital Products**
- ➔ **Affiliate Marketing**
- ➔ **Shoutouts**

DIGITAL PRODUCTS

Creating and selling digital products is one of the best ways to earn long-term, passive income. You create it once and sell it over and over without inventory or shipping. Faceless pages can do this easily – and it's scalable.

Here are a few high-performing digital product ideas:

E-books & Strategy Guides

Create an eBook that solves a problem or teaches a skill in your niche.

Examples:

- “How to Grow a Faceless Page from 0–10k Followers”
- “The Movie Recap Creator Toolkit”
- “7-Day Viral Video Formula”

These can be low-ticket offers (\$5–\$20) to attract fast sales and build trust.

Online Courses or Mini Trainings

If you have experience in your niche, consider creating a course. It could be a short video series on:

- How to edit and post viral videos
- How to monetize with affiliate links
- Or how to create a faceless content system from scratch

Courses build more authority and allow for higher price points (\$27–\$197+).

Templates & Content Kits

People love plug-and-play resources. You can create:

- Canva templates for reels or stories
- Caption starters
- Hashtag vaults
- Faceless video B-roll libraries

These are perfect for creators, entrepreneurs, or marketers in your audience.

Resource Packs

Bundles of useful tools like checklists, swipe files, content calendars, or “starter packs” work great especially if you're targeting beginners.

You can host and sell all of these using platforms like Selar, Paystack, or Gumroad, and deliver everything instantly through email or private pages.

AFFILIATE MARKETING

Affiliate marketing is a simple but powerful way to make money from your content – even if you don't have your own product.

You promote other people's offers and earn a commission for every sale that comes through your unique affiliate link.

Here's how to do it right:

Find Relevant Programs

Look for offers that fit your niche. These could be:

- Streaming platforms (for movie pages)
- Digital tools (for creators or marketers)
- CPA offers (email submits, free trials)
- Course platforms (for luxury or side hustle pages)

Popular networks: ClickBank, Digistore24, Selar, or independent affiliate programs.

Low-Ticket Offers (Easy to Sell)

These are cheaper products (\$5–\$100), which are easier to promote to new followers. Examples:

- Digital templates
- eBooks
- Tools like editing apps or subscription trials

You'll need more volume, but they convert quickly.


High-Ticket Offers (Big Commissions)

These are higher-priced items (over \$100) that offer much larger commissions per sale.

Examples:

- Premium courses
- Digital mentorship programs
- Business software or services

Even 1–2 sales can make you hundreds of dollars.

 **Tip:** Use your bio link to send people to a landing page where you collect emails and promote offers over time (especially useful for high-ticket sales).

SHOUTOUTS & PAID PROMOTIONS

Once your page grows to 10K+ followers, brands, creators, and other theme pages will start reaching out for shoutouts.

This is one of the easiest ways to make money, especially on Instagram.

You can charge for:

- 🎯 Story Shoutouts (24 hours)
- 📷 Feed Posts or Reels
- 🔗 Link in Bio promotions

Start by:

- Creating a promo rate card (you can start from \$5–\$25 and increase as your page grows)
- Adding a line in your bio like “✉️ **DM for promo rates**”
- Highlighting testimonials or shoutout results in your story highlights

● Important: Only accept relevant promotions. If it doesn't match your content style or audience, skip it – too many spammy shoutouts will hurt your trust and growth.

⚠️ On TikTok, selling shoutouts is harder because the platform is more algorithm-driven and not built for profile browsing. Focus on Instagram for shoutouts, and TikTok for affiliate traffic or product awareness.



Final Thoughts

You don't need millions of followers to monetize. If you're getting consistent views, you already have attention, and attention is the most valuable currency online.

Start small, stack your income streams, and scale as your page grows.

Even with a faceless account, you can build a full-time income from content that works for you while you sleep.



CONCLUSION

By now, you've learned exactly what it takes to start and grow a faceless theme page — from choosing your niche and designing a powerful profile, to creating viral content and monetizing your page.

The truth is, you're already ahead of 90% of people because you've taken time to learn and think strategically.

But reading isn't enough.

If you want to see real results.... views, followers, income, then you need to take action.

The sooner you start, the sooner you grow.

NEXT STEPS

If you're serious about turning this strategy into real income, I've created a step-by-step program that gives you everything you need to start fast and grow faster.

Inside my Faceless Page Mastery Program, you'll get:

- ✓ A Done-For-You Landing Page – already linked to your affiliate ID
- ✓ Step-by-step video training (posting, editing, monetizing)
- ✓ Affiliate setup walkthroughs – learn how to promote offers and get paid
- ✓ Access to my private support group & community
- ✓ 60% commission when you refer others using the same system
- 🎁 Bonus: My private vault of 5,000+ viral lifestyle & luxury video clips

This is the exact system I used to grow pages to 100K+ followers, go viral over and over again, and earn passive income with nothing but my phone – and now I'm handing it to you.

READY TO GET STARTED?

IF YOU'RE TIRED OF GUESSING AND WANT A CLEAR, PROVEN PATH – THEN THIS PROGRAM IS YOUR NEXT STEP.

[!\[\]\(130eb552b7f729639752562c836f911d_img.jpg\) **TAP HERE TO UNLOCK THE FULL SYSTEM**](#)



NO FLUFF. NO GATEKEEPING. JUST A REPEATABLE STRATEGY THAT WORKS – EVEN IF YOU'RE STARTING FROM ZERO.

DISCLAIMER:

This document is protected by copyright. Any unauthorized reproduction, distribution, or sharing of its contents in whole or in part is strictly prohibited and may result in legal action.