

# TEACHING WITHOUT BORDERS

Your Ultimate Guide to  
Online English Teaching

A Step-by-Step Guide to Launching Your Career and  
Earning an Income from Anywhere in the World

**HENRY LILIENFIELD**

# Teaching Without Borders:

## Your Ultimate Guide to Online English (EFL/ESL) Teaching

A Step-by-Step Guide to Launching Your Career and Earning an Income  
from Anywhere in the World

Author: Henry Lilienfield

Self Published

Copyright © 2025 by Henry Lilienfield

All rights reserved. No part of this publication may be reproduced, distributed, or transmitted in any form or by any means, including photocopying, recording, or other electronic or mechanical methods, without the prior written permission of the author, except in the case of brief quotations used in reviews or critical articles.

**Design & Layout by:** Surita Brink

For permissions or inquiries, contact:

Henry Lilienfield at: [hello@henryenglishhub.com](mailto:hello@henryenglishhub.com)

## Dedication

To God, for providing me with the wisdom, strength, and guidance to pursue my passion for teaching and to share it with the world. Soli Deo Gloria.

To my wife, Ansu, for your unwavering belief in me, your constant encouragement, and your endless support. You are my biggest fan and my greatest source of inspiration.

To my family-in-law, for always standing by me and supporting me in every endeavor. Your faith in me has been a cornerstone of my journey.

To Sergey Demin, one of my brilliant students, whose generosity and sponsorship of online tools made this book possible. Your kindness has been a vital part of this project.

Finally, to Surita Brink, for designing this book's cover and compiling the e-book with such creativity and professionalism. Your expertise has brought this vision to life in ways I could only dream of.

This book is a testament to the incredible people who have supported me every step of the way. Thank you all for being part of this journey.

With deepest gratitude,

Henry Lilienfield

## Foreword

The growing demand for English as a global language has created exciting opportunities for teaching it online. Online education offers flexibility, global reach, and new career possibilities, but stepping into the world of online EFL/ESL teaching can feel overwhelming.

This book is your practical guide, bridging the gap between dreaming of teaching online and making it a reality. It provides clear advice, essential tools, and proven strategies to help you succeed, whether you're new to teaching or transitioning to the online space. From technical requirements and choosing your teaching style to creating engaging lessons, every chapter is designed to prepare you for success in this dynamic field.

What sets this book apart is its blend of hands-on tips and motivational insights. Drawing on years of experience teaching English worldwide, Henry combines personal stories with actionable guidance. For those ready to embrace the challenges of online teaching, this book highlights the rewards—freedom, creativity, and the chance to impact lives globally.

Start your journey with confidence, equipped with a trusted guide to help you thrive.

# Teaching Without Borders

## Preface

Embarking on the journey to become an online EFL/ESL teacher is both exciting and transformative. As the demand for English proficiency continues to grow globally, so do the opportunities for educators to connect with learners across borders. This book, *Teaching Without Borders*, is born from my years of experience navigating the dynamic world of online teaching and mentoring aspiring teachers.

The aim of this guide is simple: to empower you with the tools, insights, and confidence to succeed in the virtual classroom. Whether you are taking your first steps into teaching or transitioning from traditional to online formats, this book will serve as your compass, guiding you through every stage of the process.

Drawing from real-life experiences, practical advice, and proven strategies, I have crafted a resource that is as motivational as it is actionable. It reflects my belief that teaching is more than a profession—it is a calling to inspire and make a meaningful impact in the lives of others.

As you turn these pages, you will find guidance on everything from mastering the technical aspects of online teaching to creating engaging lessons that resonate with diverse learners. I hope that *Teaching Without Borders* will not only equip you with the skills to teach effectively but also inspire you to embrace the limitless possibilities of this field.

Thank you for joining me on this journey. Let's redefine what it means to teach—without limits, without borders.

## Table Of Contents

Part 1: What is TEFL?	7
Chapter 1: The Power and Promise of English	7
Introduction: Opening the Door to a Global Career	7
The Global Rise of English as the Lingua Franca	8
The Role of Technology: English as the Language of Connectivity	9
Economic Drivers: The Global Language of Opportunity	11
Educational Influence: English as a Pathway to Academic Success	11
Why TEFL/ESL Matters More Than Ever	12
Essential EFL/ESL Terminology	13
Chapter 2: Entering the World of Online Teaching	16
The Rise of Online English Teaching: A World of Opportunities	16
Modes of Online English Teaching: Choosing Your Pathway	21
The Promise and Challenges of Online Teaching	23
Why This Guide Matters	24
Part 2: Requirements	27
Introduction: Building a Foundation for Success	27
Chapter 3: Academic Requirements - The Credentials That Matter	28
Why Academic Qualifications Are Important	28
Essential Academic Qualifications	29
Advanced Academic Qualifications	47
Chapter 4: Technical Requirements - Your Virtual Classroom Essentials	49
The Importance of Technical Readiness	50
Essential Equipment Checklist	51
Essential Software Tools for Teaching	70

# Teaching Without Borders

Putting It All Together	73
Chapter 5: Environmental Setup – Professional and Inviting	74
Setting Up Your Space	75
Chapter 6: Essential Lesson Resources for Independent Online Teachers	87
Why Lesson Resources Matter	88
Categories of Essential Lesson Resources	88
LLPs: Enhancing Engagement and Learning	90
Tips for Using Lesson Resources Effectively	94
Chapter 7: Interpersonal and Teaching Skills – Connecting with Your Students	96
The Core of Effective Teaching	97
Building Engagement	98
Professional Development: Staying Ahead in the Field	99
Checklist: Are You Ready?	100
Conclusion: Building Your Foundation for Online EFL/ESL Teaching Success	101
Part 3: Modes of Online Teaching	102
Introduction: Navigating the Three Pathways	102
Chapter 8: Online Teaching Platforms (OTPs)	103
What Are OTPs?	104
How OTPs Work	104
Popular OTPs	104
Advantages of OTPs	113
Challenges of OTPs	114
Tips for Success on OTPs	115
Final Thoughts	116
Chapter 9: Online Teaching Marketplaces (OTMs)	117

# Teaching Without Borders

What Are OTMs?	118
Popular OTMs	118
Advantages of OTMs	125
Challenges of OTMs	126
Tips for Success on OTMs	127
Key Differences Between OTPs and OTMs	128
Chapter 10: Online Teaching Businesses (OTBs)	132
What Are OTBs?	133
How OTBs Work	133
Advantages of OTBs	134
Challenges of OTBs	135
Tips for Success in OTBs	136
Examples of Diversified Offerings	137
Comparative Overview: OTPs, OTMs, and OTBs	138
Making Your Decision	139
Conclusion: Choosing Your Path in Online Teaching	140
Part 4: How-to Guides	141
Introduction: From Planning to Execution	141
Chapter 11: Securing a Position on Online Teaching Platforms (OTPs)	142
Step 1: Research and Choose the Right Platform	142
Step 2: Prepare a Winning Application	143
Step 3: Master the Interview Process	144
Step 4: Onboarding and Training	145
Step 5: Maximize Earnings and Opportunities	146
Advantages of Teaching on OTPs	146
Challenges of Teaching on OTPs	147
Tips for Thriving on OTPs	147
Exploring Job Openings on OTPs	148

# Teaching Without Borders

Chapter 12: Freelancing on Online Teaching Marketplaces (OTMs)	154
Step 1: Build an Exceptional Profile	155
Step 2: Market Yourself Effectively	156
Step 3: Manage Your Teaching and Business	157
Advantages of Freelancing on OTMs	158
Challenges of Freelancing on OTMs	158
Tips for Thriving as a Freelancer on OTMs	159
Chapter 13: Launching Your Online Teaching Business (OTB)	161
Step 1: Define Your Brand and Audience	162
Step 2: Create a Professional Online Presence	163
Step 3: Set Up Business Systems	164
Step 4: Market and Scale Your Business	165
Step 5: Overcoming Challenges	167
Financial Management	168
Checklist: Essential Tools for Building Your OTB	170
Chapter 14: General Tips for All Modes	175
Time Management: Mastering Your Schedule	175
Professional Development: Lifelong Learning for Success	176
Handling Challenges: Thriving Amid Uncertainty	177
Building Relationships: Cultivating Student Trust and Loyalty	178
Leveraging Feedback: Turning Reviews into Opportunities	179
Expanding Your Reach: Networking for Growth	180
Final Thoughts: Building a Resilient and Rewarding Career	180
Chapter 15: How to Balance Online Teaching with Life and Career Demands	181
Understanding the Challenges of Online Teaching	182
Actionable Tips for Balance and Well-Being	183
Bonus: Daily Fitness & Wellness Plan for Online Teachers	188

# Teaching Without Borders

Tailored Advice for Teacherpreneurs	192
Digital Nomad Considerations	193
Part 5: My TEFL Journey	197
Chapter 16: A Life Abroad and Online	197
June 2003–December 2004: Taiwan – A TEFL Career Takes Off	198
December 2004–August 2006: Mainland China – New Horizons	202
January 2007–March 2008: South Africa – A Return to Roots	212
April 2008–August 2008: Sudan – The Khartoum Chapter	213
September 2008–August 2009: Oman Project 1 – Academic Foundations	220
December 2009–September 2011: South Africa – ICT and E-Learning in Rural Schools	233
October 2011–August 2012: Oman Project 2 – A Second Chapter in the Gulf	241
January 2013–December 2014: South Africa – Academic English and Innovation at Pearson	252
December 2014–August 2015: Saudi Arabia – Pioneering in Al Quwayiyah	254
January 2018–August 2018: Online Teaching in South Africa	274
September 2018–December 2018: Iraq – Managing an Oilfield Project	275
April 2019–Present: Skyeng and the Online Teaching Era	285
Final Reflections: A Journey of Growth and Transformation	288
Chapter 17: Comprehensive Checklist for Online EFL/ESL Teachers	289
Introduction: Your Preparation Roadmap	289
Academic Requirements	290
Technical Setup	290
Environmental Setup	291
Lesson Resources	291

# Teaching Without Borders

Logistical Planning	292
Personal and Interpersonal Skills	292
OTB-Specific Checklist	293
Final Preparation	293
Conclusion	294
About the Author	295
Reference list	296

# Part 1: What is TEFL?

## Chapter 1: The Power and Promise of English

### Introduction: Opening the Door to a Global Career

Imagine starting your workday by greeting a young learner in Japan eager to master the English alphabet, guiding a business professional in Brazil through the intricacies of negotiation vocabulary, or helping a university student in Turkey refine their academic writing for a research paper—all without ever leaving your home.



This is the reality of teaching English as a Foreign Language (TEFL) in the digital age, where technology has turned the world into a virtual classroom. It's a career that merges personal fulfillment, cultural exchange, and professional growth, offering you a front-row seat to witness how language transforms lives.

# Teaching Without Borders

Teaching English online isn't just a job; it's a dynamic profession that empowers educators to bridge linguistic and cultural divides. With the global demand for English proficiency continuing to soar, particularly in business, education, and international communication, online teaching has emerged as a flexible and rewarding pathway to make a tangible impact in the lives of learners worldwide.

This guide is designed for aspiring and experienced educators alike who are eager to explore the vast opportunities within online TEFL. Whether you envision working with established platforms, freelancing on global marketplaces, or creating your own online teaching business, this book provides a step-by-step roadmap to help you navigate the industry, develop essential skills, and succeed in a rapidly evolving field.

## The Global Rise of English as the Lingua Franca



English's journey to becoming the world's most widely used language is both fascinating and complex. Its rise can be traced back to two key historical forces: British colonial expansion and the post-World War II dominance of the United States.

## The Role of the British Empire

In the 18th and 19th centuries, the British Empire spanned continents, controlling nearly a quarter of the world's population and landmass. English became the language of administration, education, and trade in territories across Asia, Africa, and the Americas.

Even after independence, many former colonies retained English as an official or secondary language to unify linguistically diverse populations:

- In India, English serves as a “link language” among the country's 22 official languages.
- In Nigeria, it bridges communication across over 500 native languages.

English did not replace local cultures; rather, it evolved alongside them, blending into unique hybrids like Hinglish (Hindi-English) or Nigerian Pidgin.



## America's Influence in the 20th Century

The post-World War II era saw a shift. The United States emerged as an economic, technological, and cultural powerhouse, and English became the global language of diplomacy, commerce, and innovation. International institutions like the United Nations adopted English as a working language, and American media—Hollywood, pop music, and advertising—spread English to every corner of the world.

## The Role of Technology: English as the Language of Connectivity

The rise of technology has reinforced English's dominance in ways the world has never seen before. The internet, software development, and artificial intelligence, all, rely heavily on English, solidifying its role as the language of connectivity and innovation.

# Teaching Without Borders

## English as the Language of the Internet

Over 50% of the internet's content is in English, making it essential for accessing global knowledge, tools, and opportunities. Learners need English to:

- Watch tutorials on platforms like YouTube.
- Network professionally on LinkedIn.
- Explore research, blogs, and digital resources.



For technology professionals, English is more than a skill—it's a prerequisite. Many AI algorithms are trained on English-language data, and platforms like GitHub—a hub for open-source development—use English as the default collaboration language.

In a digital-first world, English proficiency enables learners to participate fully in global innovation and communication.

## Economic Drivers: The Global Language of Opportunity

English is more than a language—it's an economic necessity. English proficiency, in industries like business, aviation, tourism, and technology, is critical for success.

### Global Industries Powered by English

- **Aviation:** English is the official language for pilot communication and air traffic control worldwide.
- **Tourism and Hospitality:** From hotels in Dubai to restaurants in Paris, English allows for staff to cater to international clients effectively.
- **Technology:** Leading tech hubs like Silicon Valley, Bangalore, and Shenzhen rely on English for global collaboration, communication, and innovation.
- **Science and Medicine:** Over 75% of scientific publications are written in English, making it essential for research and professional growth.

### Opening Career Opportunities

For individuals seeking career advancement, English is the gateway to better jobs, higher salaries, and new opportunities. Courses like Business English or English for Specific Purposes (ESP), help learners gain the industry-specific skills they need to excel.

As a TEFL/ESL teacher, your role is to equip learners with these skills, empowering them to succeed in competitive global markets.

## Educational Influence: English as a Pathway to Academic Success

English has become the dominant language of academia, providing learners access to world-class education and lifelong learning opportunities.

### English in Higher Education

Top universities in the United States, UK, Canada, and Australia use English as their primary language of instruction. Students from non-English-speaking countries must demonstrate proficiency through tests like the IELTS and TOEFL to study abroad.

# Teaching Without Borders

Even within non-English-speaking countries, universities are increasingly adopting English to attract international students:

- In The Netherlands, over 90% of programs are taught in English.
- In Germany, thousands of English-medium courses cater to global learners.


## Preparing Learners for Academic Success

Students need more than conversational skills to succeed in higher education—they require English for Academic Purposes (EAP). As a TEFL/ESL teacher, you can help them master skills like:

- Writing research papers.
- Understanding complex academic texts.
- Presenting ideas confidently in classrooms and conferences.

By teaching academic English, you're giving learners access to opportunities that can transform their lives.

## Why TEFL/ESL Matters More Than Ever



English is the bridge that connects learners to education, careers, and global communication. For millions, mastering English means breaking free from limitations and unlocking their full potential.

As a TEFL/ESL teacher, your role goes beyond language instruction. You are:

- **An 'Empowerer'**: Helping students access better education and career opportunities.
- **A Connector**: Bridging cultural divides and creating understanding across borders.
- **A Mentor**: Inspiring confidence in learners to communicate in English with the world.

In a world where English fuels growth, innovation, and connection, your role has never been more important.

## Essential EFL/ESL Terminology

Before diving deeper into the field, it's important to clarify common terms that define this profession. Having a clear understanding of these terms ensures that you, as a teacher or aspiring professional, can navigate the TEFL/ESL industry with confidence. Each abbreviation represents a vital concept or qualification that can shape your teaching career and inform how you approach this global field.

### General Teaching and Learning Acronyms

- **TEFL** – Teaching English as a Foreign Language: Focused on teaching English in non-English-speaking countries.
- **TESL** – Teaching English as a Second Language: Teaching English to non-native speakers in English-speaking regions.
- **TESOL** – Teaching English to Speakers of Other Languages: A broad certification covering both EFL and ESL teaching.
- **EFL** – English as a Foreign Language: Teaching English in countries where it's not the native language.
- **ESL** – English as a Second Language: Focused on teaching English to learners in English-speaking regions.
- **ESOL** – English to Speakers of Other Languages: Often used interchangeably with TESOL.
- **TEYL** – Teaching English to Young Learners: Specialized instruction tailored for children aged 3 to 12.

### Assessment and Proficiency

- **IELTS** – International English Language Testing System: Tests English proficiency for academic and migration purposes.
- **TOEFL** – Test of English as a Foreign Language: Assesses academic English skills.
- **TOEIC** – Test of English for International Communication: Evaluates workplace English proficiency.
- **CEFR** – Common European Framework of Reference for Languages: A scale for assessing language ability from A1 (beginner) to C2 (advanced).

# Teaching Without Borders

## Teaching Methodologies and Techniques

- **PPP** – Presentation, Practice, Production: A common framework for structuring lessons.
- **TPR** – Total Physical Response: A method that uses physical movement to teach language concepts.
- **CLT** – Communicative Language Teaching: Focuses on developing communication skills in context.
- **TTT** – Teacher Talking Time: Refers to the time teachers spend speaking during a lesson; minimizing it encourages more student interaction.
- **STT** – Student Talking Time: Time students spend actively speaking during lessons; crucial for developing language skills.
- **TTT** – Test Teach Test: An approach where students complete a task, learn new concepts, and practice them again to reinforce understanding.

## Technology and Platforms

- **CALL** – Computer-Assisted Language Learning: Integrating technology into language teaching.
- **LMS** – Learning Management System: Software like Moodle or Blackboard used to manage courses and track progress.
- **MOOC** – Massive Open Online Courses: Online courses often in English, open to global participants.
- **LLP** – Language Learning Platform: Online platforms like Duolingo or FluentU for self-paced language acquisition.

## Certifications and Qualifications

- **CELTA** – Certificate in English Language Teaching to Adults: A highly regarded teaching qualification from Cambridge.
- **DELTA** – Diploma in English Language Teaching to Adults: Advanced certification for experienced teachers.
- **TESOL Certificate** – Certification covering teaching both EFL and ESL contexts.
- **TEFL Certificate** – A qualification focused on teaching English abroad, usually requiring 120+ hours.

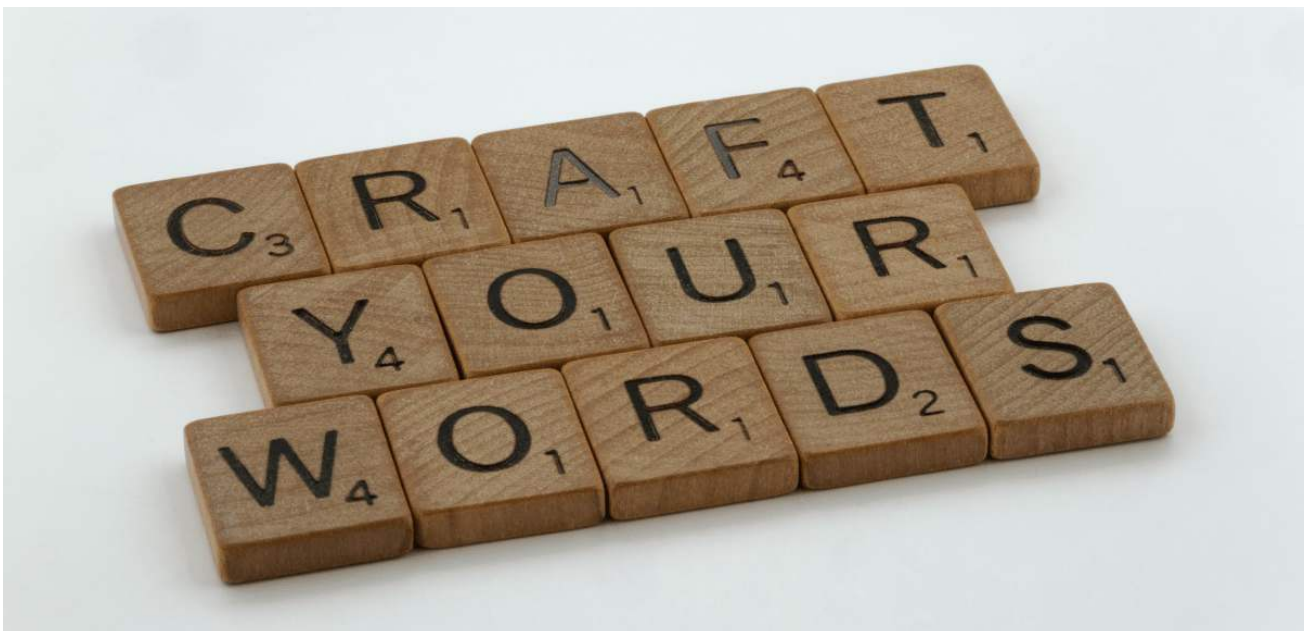
# Teaching Without Borders

## Specialized English Teaching

- **ESP** – English for Specific Purposes: Tailored lessons for industry-specific needs, like aviation or medicine.
- **EAP** – English for Academic Purposes: Preparing students for academic settings, focusing on writing, research, and presentations.
- **EST** – English for Science and Technology: A subset of ESP tailored for technical and scientific fields.

## Business and Marketing Acronyms

- **CTA** - Call to Action: A statement or instruction that encourages the audience to take a specific action, such as clicking a button, signing up for a newsletter, or making a purchase. Example: "Sign Up Now," "Learn More," or "Buy Today."
- **USP** – Unique Selling Proposition: Highlights what sets a teacher or course apart from competitors.
- **OTM** – Online Teaching Marketplace: Freelance platforms like Preply or iTalki where teachers manage their profiles.
- **OTP** – Online Teaching Platform: Structured platforms like VIPKid providing pre-designed curricula.
- **OTB** – Online Teaching Business: Independent teacher-run ventures offering complete control over materials and pricing.



## Chapter 2: Entering the World of Online Teaching

The world of education is undergoing a revolution, and online English teaching stands at its forefront. With the power to connect teachers and learners across borders, this dynamic field offers unparalleled flexibility, global reach, and opportunities for personal and professional growth. In this chapter, discover how online teaching is transforming lives—both yours and your students'. Whether you're new to the concept or ready to take your skills virtual, this is your roadmap to a fulfilling and impactful career.

### The Rise of Online English Teaching: A World of Opportunities

The advent of technology has revolutionized education, and online English teaching has emerged as one of the most dynamic and rapidly growing sectors. No longer confined to physical classrooms, teachers can now connect with students from all corners of the globe, fostering learning in ways that were unimaginable just a decade ago.



This shift isn't just about convenience—it's about breaking barriers, creating opportunities, and redefining how education is delivered.

Anyone exploring online teaching should consider how it differs from in-person roles, why it's growing, and the unique benefits it brings to teachers and students. Here is what online teaching and learning uniquely offers:

# Teaching Without Borders

## Accessibility: Teaching Without Borders

One of the most transformative aspects of online teaching is its ability to remove geographical barriers. Whether you're a teacher based in a bustling city or a remote village, you can now connect with students from around the world with just an internet connection. Similarly, learners from underserved regions, who previously lacked access to quality English education, can now benefit from lessons tailored to their needs.



### How Online Teaching Enhances Accessibility:

- **Global Reach:** Online platforms connect teachers and students regardless of their location. You could, potentially, teach a young learner in Brazil in the morning and a business executive in Japan by evening—all from the comfort of your home.
- **Opportunities for Rural and Underserved Areas:** Students in rural regions or countries with limited access to native English teachers now have the opportunity to learn directly from qualified educators. This is especially impactful for areas where traditional schooling infrastructure may be lacking.
- **Inclusivity:** Online education also caters to students with diverse needs. For example, learners with disabilities who may find it challenging to attend physical classes can thrive in a virtual setting.

For teachers, this global reach opens up endless opportunities to engage with students from different cultural and linguistic backgrounds, enriching their teaching experience, while at the same time, making a tangible difference in the lives of their students.

## Flexibility: Designing Your Work-Life Balance

Online teaching offers unparalleled flexibility, making it an attractive option for educators seeking control over their schedules and career paths. Unlike traditional in-person roles with fixed hours, online teaching offers flexibility to shape your work as an online teacher around your lifestyle. Here are the key benefits:



### Key Flexibility Benefits:

- **Set Your Own Schedule:** Whether you're a night owl or an early bird, online teaching lets you choose when to work. Many platforms allow you to open teaching slots based on your availability, making it possible to work part-time, full-time, or even as a side hustle.
- **Choose Your Path:**
- **Platforms (OTPs):** Structured environments like VIPKid or Cambly offer pre-designed curricula and steady student flow, ideal for teachers who prefer stability.
- **Marketplaces (OTMs):** Platforms like Preply or iTalki allow you to set your rates, design your lessons, and build your brand as a freelance teacher.
- **Independent Businesses (OTBs):** If you have an entrepreneurial spirit, starting your own online teaching business lets you fully control your career, from marketing to lesson design, with unlimited growth and earning potential.

This flexibility makes online teaching ideal for a wide range of individuals—stay-at-home parents balancing family life, digital nomads traveling the world, or even retirees seeking purpose or just keeping busy.

# Teaching Without Borders

## Diverse Opportunities: Something for Everyone

The variety in online teaching is one of its greatest strengths. Unlike traditional roles, which may focus on a single demographic or teaching method, online teaching caters to a broad spectrum of learners, providing scope for specialization and professional growth.

### Catering to Diverse Learners:



- **Young Learners:** Platforms like VIPKid specialize in teaching children, often using interactive and gamified methods to make lessons engaging and fun.
- **Teens and College/University Students:** Many students seek online teachers to help with exam preparation (e.g., IELTS, TOEFL) to enroll in universities in English-speaking countries that require a certain English proficiency level. College and university students in non-native English-speaking countries seek to improve their EAP (English for Academic Purposes) skills to thrive in undergraduate or postgraduate programs conducted in English.

# Teaching Without Borders

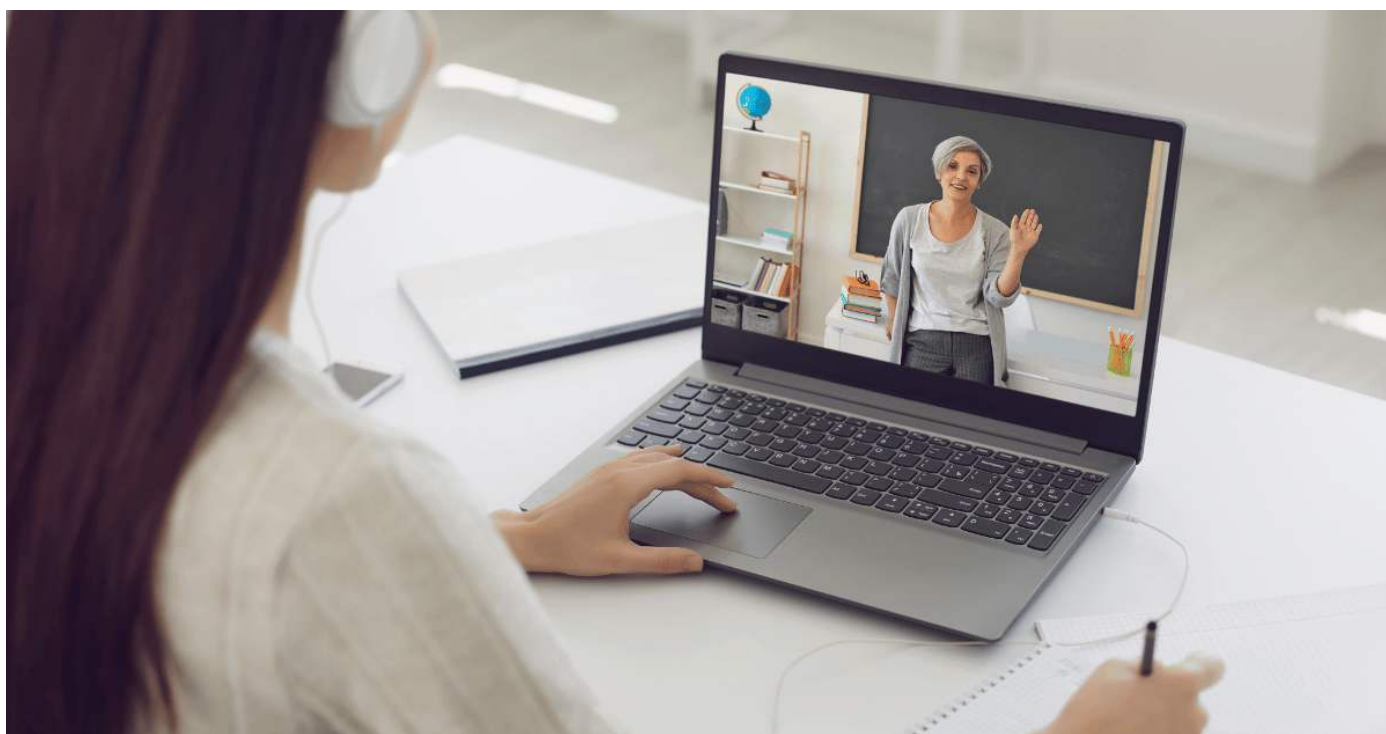
Lessons focus on skills like academic essay writing, research papers, and skills, proper referencing to avoid plagiarism, scholarly presentations, and critical reading.

- **Business Professionals:** The demand for Business English is booming as professionals aim to refine their communication skills for international markets, from crafting emails to delivering impactful presentations. Many professionals are seeking better opportunities with international companies, and need assistance with job interview preparation in English.
- **Niche Learners:** Online teaching also supports specialized fields like English for Specific Purposes (ESP). For instance, you could teach English to aviation professionals, medical practitioners, or even aspiring actors.

## Why Specialization Matters:

Specializing in a niche, not only helps you stand out in a competitive market but also allows you to build expertise in areas that you're passionate about. **For example:**

- A teacher with a background in business might find fulfillment in helping executives master negotiation skills.
- Someone who loves working with children could thrive on platforms designed for young learners, using creative methods like storytelling and games.



## Modes of Online English Teaching: Choosing Your Pathway

As an aspiring online English teacher, one of the first decisions you'll make is selecting the teaching mode that aligns with your goals, skills, and lifestyle. The beauty of online teaching is its versatility—you can choose a pathway that offers structure and stability, flexibility and independence, or the freedom to create your own business. Each mode comes with its own unique benefits and challenges, allowing you to craft an online teaching career that fits your aspirations, and suits your lifestyle.



Here's a closer look at the three primary pathways:

1. Teaching on Online Teaching Platforms (OTPs)
2. Freelancing on Online Teaching Marketplaces (OTMs)
3. Running your own Online Teaching Business (OTB).

### 1. Teaching on Online Teaching Platforms (OTPs)

**What is an OTP:** It's a structured platform that provides pre-designed curricula, students, and payment systems.

Platforms like VIPKid, Cambly, and EF Education First handle the logistics for you.

# Teaching Without Borders

## They provide:

- Pre-designed lesson materials.
- A steady stream of students.
- Fixed hourly rates.

**Pros:** Ideal for beginners who want structure and consistency without worrying about marketing or finding clients.

**Cons:** Limited earnings due to fixed rates and limited teacher creativity due to compliance to platform rules and guidelines.

## 2. Freelancing on Online Teaching Marketplaces (OTMs)

What is an OTM: It's a freelance model where teachers create profiles on a marketplace, set their own rates, and attract students independently.

Marketplaces like Preply and iTalki offer flexibility and autonomy. The online teacher has to:

- Create a profile.
- Set competitive rates.
- Attract students independently.

**Pros:** Greater control over your schedule, lesson content, and earnings.

**Cons:** Competition can be fierce, and success requires effective marketing and maintaining a strong student base.

## 3. Running Your Own Online Teaching Business (OTB)

What is an OTB: It's a self-managed teaching model offering complete freedom over pricing, lesson design, and marketing, suitable for entrepreneurial teachers, or 'Teacherpreneurs'.

Starting one's own business offers complete freedom. **The Teacherpreneur needs to:**

- create and develop lesson materials and courses
- set competitive prices
- market services independently

**Pros:** Unlimited earning potential and total creative control.

**Cons:** Requires strong entrepreneurial skills, from client acquisition to lesson planning and branding.

## Choosing the Right Mode for You

Each mode offers distinct advantages and challenges, so the best choice depends on your goals, experience, and willingness to take on additional responsibilities. Ask yourself:

- **Do I value structure and stability?** If so, teaching on OTPs might be the best fit.
- **Do I want more control over my schedule and earnings?** Consider freelancing on OTMs.
- **Do I have entrepreneurial aspirations?** Running your own OTB could be the most rewarding path.

The good news? You're not locked into one mode. Many teachers begin on platforms to gain experience, transition to freelancing for more flexibility, and eventually start their own Online Teaching Businesses. The possibilities are endless, and the journey is yours to design.

## The Promise and Challenges of Online Teaching

Online teaching is often described as a profession of endless opportunity—and for good reason. It has redefined what it means to be a teacher, offering flexibility, global reach, and pathways for personal and professional growth that were unimaginable just a few decades ago. For aspiring online EFL/ESL teachers, it opens doors to a career that is as dynamic and rewarding as it is accessible. But as with any career, online teaching comes with its own set of challenges. Understanding both the opportunities and the obstacles is key to succeeding and thriving in this ever-evolving field.

### The Promise

- **Freedom and Flexibility:** Set your schedule, choose where to work, and design a career that fits your lifestyle.
- **Global Impact:** Reach learners from diverse cultures and backgrounds, creating meaningful connections.
- **Professional Growth:** Specialize in areas like Business English, Exam Preparation, or English for Specific Purposes (ESP).

### The Challenges

- **Competition:** Online platforms and marketplaces can be saturated. Standing out requires a strong profile, specialization, and excellent reviews.
- **Building a Student Base:** Teachers running their own businesses (OTBs) must market themselves, attract students, and build long-term loyalty.

# Teaching Without Borders

- **Adapting to Learners' Needs:** Students come with diverse goals, learning styles, and cultural expectations. Flexibility and adaptability are key.

By embracing both opportunities and challenges, you can position yourself for long-term success and fulfillment in the online teaching world.



## Why This Guide Matters

Starting an online teaching career can be overwhelming, but this guide gives you the tools, strategies, and motivation to get there.

**Here's how it will help you:**

1. **Clear Pathways:** Whether you're a beginner or an experienced teacher, you'll understand how to succeed on platforms, marketplaces, or as a Teacherpreneur.

# Teaching Without Borders

2. **Practical Tools:** From building your profile to preparing engaging lessons, you'll gain actionable tips you can apply immediately.
3. **Inspiration and Motivation:** Learn how teaching English online can give you freedom, flexibility, and a sense of global impact.

By the end of this section, you'll be equipped with the confidence, knowledge, and direction to start your online teaching journey and make it truly rewarding.

## Why Online Teaching is Worth It

Teaching English online is more than just a job—it's an opportunity to shape lives, connect cultures, and enjoy the freedom of a flexible career. With the demand for English growing worldwide, online teaching positions you at the forefront of a dynamic and impactful profession.

### Imagine:

- **The Freedom to Work from Anywhere:** Whether at home, traveling the world, or balancing family life, you can design a career that suits your lifestyle.
- **Connecting with Global Learners:** Teach students from diverse cultures, building connections that transcend borders and creating real, meaningful impact.
- **Unlimited Growth Potential:** Whether you're earning a steady income on a platform (OTP), freelancing with flexibility (OTM), or scaling your own business (OTB), online teaching can grow with you.

This guide highlights not only the “how” of online EFL/ESL teaching but also the “*why*”. You're not just teaching a language—you're creating opportunities for your learners to achieve their dreams while building a fulfilling and exciting career for yourself.

## Who This Book Is For

This guide is written for anyone ready to step into the world of online English (EFL/ESL) teaching:

- **Beginners** looking to get started on platforms with little or no prior experience in EFL/ESL.
- **Freelancers** eager to market their skills, set their own rates, and attract students independently on OTMs.

# Teaching Without Borders

- **Teachers with Entrepreneurial Ambitions** who want to take the leap and build their own teaching business (OTBs).
- **Experienced classroom EFL/ESL Teachers and School Educators** transitioning from traditional classrooms to the online environment.

No matter your background, this book meets you where you are and guides you toward where you want to be.

## Final Thought: A Roadmap to Your Future



This guide isn't just about starting a career—it's about building a life you love. It's about flexibility, independence, and the satisfaction of knowing you're making a real difference in the lives of your students. Whether you want to teach part-time for extra income, build a full-time freelancing career, or become your own boss, this book provides the tools, insights, and inspiration you need to get there.

Your journey starts here. Let this guide be the mentor that helps you turn your teaching dream into a thriving reality. Take the first leap, it's definitely worth it!

## Part 2: Requirements

### Introduction: Building a Foundation for Success

The journey to becoming an online English teacher is as much about preparation as it is about passion. Success in this field requires more than just a love for teaching—it demands specific qualifications, technical readiness, and interpersonal skills that create a strong foundation for a rewarding career.



In this part, we'll explore the essential requirements for online teaching, from meeting academic standards to setting up your virtual classroom and honing your ability to connect with students. Whether you aim to work on structured platforms (OTPs), market your services as a freelancer (OTMs), or run your own online teaching business (OTBs), understanding and fulfilling these requirements will set you apart in a competitive market.

**The upcoming chapters will help you navigate:**

- The academic qualifications that boost your credibility and marketability.
- The technical essentials for a professional and seamless teaching experience.
- The interpersonal and teaching skills that build trust, engagement, and long-term success.

Prepare to equip yourself with the tools and insights needed to thrive in the dynamic world of online English teaching.

# Chapter 3: Academic Requirements – The Credentials That Matter



In the dynamic and expanding world of online English teaching, academic qualifications are more than just a piece of paper. They serve as a benchmark of your competence, professionalism, and commitment to teaching excellence. For learners, parents, and employers, your credentials establish trust and signal that you have the knowledge and expertise to deliver high-quality lessons.

While some platforms and marketplaces maintain lenient entry requirements, others have rigorous standards to ensure that teachers meet a certain level of academic preparation. Beyond opening doors to teaching opportunities, having the right qualifications can significantly boost your earning potential, position you for more prestigious roles, and differentiate you in a crowded marketplace. Whether you are starting out or striving for specialized roles, understanding the credentials that matter will help you make the right choices to advance your career.

## Why Academic Qualifications Are Important

Imagine a parent in China looking for an English teacher for their child. Or a business executive in Germany seeking to refine their presentation skills in English. Both will likely prioritize teachers with proven credentials because qualifications offer reassurance. They indicate that:

1. You've invested in professional growth.
2. You understand essential teaching methodologies and strategies.
3. You possess the skills to structure lessons that produce real results.

# Teaching Without Borders

Even in online teaching marketplaces like Preply or iTalki, where entry barriers are lower, a strong academic background can make your profile stand out. Qualifications are also directly tied to earning potential. Platforms and private clients often reward better-qualified teachers with higher pay rates, greater visibility, and opportunities for long-term contracts.

For teachers aspiring to progress into specialized, leadership, or academic roles, qualifications become even more critical. Whether you're planning to teach beginners, specialize in Business English, or work in curriculum development, the right academic foundation is the key to unlocking your potential.

## Essential Academic Qualifications

Whether you're starting out or looking to advance, two core qualifications will set you on the path to success: a Bachelor's Degree and a TEFL/TESL/TESOL Certification. These form the backbone of your teaching credentials, boosting your credibility and helping you stand out in a competitive market. Here's why they matter and how they can shape your career.



### 1. Bachelor's Degree

A bachelor's degree is one of the most common entry requirements for Online Teaching Platforms (OTPs), such as VIPKid or EF Education First.

- **Field of Study:** Surprisingly, most platforms do not require a degree in education or linguistics. A degree in any discipline—from history to engineering—proves that you can complete long-term projects, think critically, and maintain professional commitments.
- **Why It Matters:** For employers and platforms, a degree reflects qualities like discipline, time management, and analytical thinking—skills that are transferable to teaching.
- **Marketplaces:** While some freelancing marketplaces like Preply or iTalki do not mandate a degree, having one adds credibility to your profile and increases your chances of attracting high-paying students.

## 2. TEFL/TESOL Certification

A minimum of 120 hours of TEFL/TESOL training is the industry standard for most online teaching platforms and marketplaces. This certification provides the foundational knowledge you need to teach English effectively, including:

- **Teaching Methodologies:** Understanding different teaching approaches to engage learners of all levels.
- **Lesson Planning:** Structuring lessons with clear objectives to achieve learning outcomes.
- **Classroom Management:** Techniques for creating a positive and productive learning environment, even in virtual classrooms.

Popular Certification Options:

- **TEFL/TESL/TESOL:** General-purpose certifications that qualify you to teach English as a Foreign or Second Language. These are often sufficient for entry-level positions.
- **CELTA (Certificate in English Language Teaching to Adults):** A globally recognized and highly respected certification. CELTA is more intensive, including practical teaching components and mentorship, making it ideal for those serious about teaching adults.
- **TEFL/TESL/TESOL Specializations:** Tailored programs that prepare you to teach specific niches, such as:
  - **Business English:** Teaching professionals language skills for meetings, presentations, and negotiations.
  - **Young Learners:** Engaging children through interactive and creative lesson techniques.

If you're new to the field, obtaining a 120-hour TEFL/TESOL certification is the fastest way to start your online teaching career with confidence. Here are some reputable and accredited course providers:

### Top TEFL/TESOL Course Providers & Courses

Choosing the right TEFL or TESOL course is a pivotal step in shaping your teaching career. This section offers a detailed list of top providers, highlighting their unique offerings, pricing, and standout features, helping you find the perfect fit for your goals and aspirations. This is not an exhaustive list. There are many more, but this curated list includes the most reliable options, and picking from this list guarantees success.

## International TEFL Academy (ITA)

- Online and in-person courses are available.
  - **Online TEFL Courses:**
    - **11-Week Online Course:** 170-hour TEFL Certification with live lectures, webinars, and personalized tutor Regularly priced at \$1,599, currently discounted to \$1,250 as part of an end-of-year sale.
    - **4-Week Intensive Online Course:** Priced at \$2,099.
  - **In-Person TEFL Courses:**
    - ITA provides 4-week intensive TEFL courses in various international locations. Below are some examples:
      - Heredia, Costa Rica:
        - Course Fee: \$1,799
        - Housing: Approximately \$625
        - Expected Costs During Course: Around \$500
        - Estimated Total: \$2,924
      - Prague, Czech Republic:
        - Course Fee: Approximately \$1,679 (subject to exchange rates)
        - Housing: \$300 - \$799
        - Expected Costs During Course: \$600
        - Estimated Total: \$2,579 - \$3,078
      - Florence, Italy:
        - Course Fee: Approximately \$1,465 (subject to exchange rates)
        - Housing: \$550 - \$1,200
        - Expected Costs During Course: \$800 - \$1,000
        - Estimated Total: \$3,000 - \$3,850
  - **Features:** Lifetime job search assistance, global alumni network.
  - **Why It Stands Out:** Ideal for those who want comprehensive training and long-term job support.
  - **Website:** <https://www.internationalteflacademy.com>

# Teaching Without Borders

## The TEFL Academy

- **Courses:** Level 3 to Level 5 TEFL courses (accredited), online and combined. Includes free webinars and resource packs.
  - **Online Level 3 TEFL Certificate Course (120 hours)**
    - This online-only course is ideal for those seeking casual work, such as volunteer teaching or teaching while traveling.
    - Price: \$119 (discounted from ~\$297).
    - Payment Plan: Three monthly installments of \$40.
  - **Online Level 5 TEFL Diploma Course (168 hours)**
    - A more in-depth online course suitable for those aiming for formal teaching positions.
    - Price: \$211 (discounted from ~\$527).
    - Payment Plan: Three monthly installments of \$70.
  - **Combined Level 5 TEFL Diploma Course (168 hours + 10-hour in-person teaching practice)**
    - This course combines online learning with a 10-hour in-person teaching practice, making it suitable for those seeking comprehensive training.
    - Price: \$270 (discounted from ~\$675).
    - Payment Plan: Three monthly installments of \$90.
- **Add-on Specialization courses on offer:** Teaching Young Learners, Business English, and Online Teaching.
- **Why It Stands Out:** Affordable, highly accredited, and globally recognized.
- The TEFL Academy frequently offers **promotions and discounts**, so it's recommended to check their official website for the most up-to-date pricing and available payment plans.
- **Website:** <https://www.theteflacademy.com>



## CELTA (Cambridge University)

- **Course:** CELTA (Certificate in Teaching English to Speakers of Other Languages) is an internationally recognized TEFL qualification provided by Cambridge English. This 120-hour intensive course (4 weeks full-time or part-time options) includes at least 120 hours of contact between candidates and course tutors, with a focus on practical teaching skills by including 6 hours of observed teaching practice.
- **Features:** Highly prestigious, internationally accredited, and ideal for teaching adults.
- **Price:** The cost of the CELTA course varies depending on the center and location, but it typically ranges from \$1,500 to \$2,700.
- **Why It Stands Out:** The gold standard for teaching qualifications. Preferred for top jobs worldwide.
- Here are some **well-known CELTA centers** across the world, categorized by region. These centers are authorized by Cambridge English and offer CELTA certification programs:
  - **North America**
    - International House New York (New York, USA)
    - Teaching House Boston (Boston, USA)
    - Oxford TEFL Toronto (Toronto, Canada)
    - Global Village (Vancouver, Canada)
  - **Europe**
    - International House London (London, UK)
    - St. Giles International (Brighton, UK)
    - International House Barcelona (Barcelona, Spain)
    - The Berlin School of English (Berlin, Germany)
    - Anglo Continental (Bournemouth, UK)
  - **Asia**
    - British Council Bangkok (Bangkok, Thailand)
    - IH Bangkok (Bangkok, Thailand)
    - International House Shanghai (Shanghai, China)
    - British Council Singapore (Singapore)
    - International House Mumbai (Mumbai, India)

# Teaching Without Borders

- **Australia & New Zealand**

- International House Sydney (Sydney, Australia)
- Melbourne Training Associates (Melbourne, Australia)
- Languages International (Auckland, New Zealand)

- **Middle East**

- International House Dubai (Dubai, UAE)
- British Council Doha (Doha, Qatar)
- IH Beirut (Beirut, Lebanon)
- International House Muscat (Muscat, Oman)

- **Africa**

- International House Johannesburg (Johannesburg, SA)
- British Council Cairo (Cairo, Egypt)
- IH Cape Town (Cape Town, South Africa)

- **South America**

- International House Bogotá (Bogotá, Colombia)
- IH Buenos Aires (Buenos Aires, Argentina)
- IH Rio de Janeiro (Rio de Janeiro, Brazil)
- IH Santiago (Santiago, Chile)

- **Caribbean**

- International House Riviera Maya (Playa del Carmen, Mexico)
- IH Santo Domingo (Santo Domingo, Dominican Republic)

- For the most up-to-date information on locations and course availability, it's best to visit the Cambridge English CELTA page or contact specific centers directly.

- **Website:** <https://www.cambridgeenglish.org/teaching-english/teaching-qualifications/celta/>



# Teaching Without Borders

## i-to-i TEFL

- i-to-i TEFL is a trusted provider offering a range of TEFL certification courses tailored to fit varying needs, from beginners to advanced learners aiming to specialize or advance their careers. Their courses are affordable, flexible, and recognized globally.
- **Courses:** 120–420 hours, including Level 5 Diplomas and paid internship opportunities.
- **120-Hour Online TEFL Course**
  - **Price:** \$109 (discounted from \$429)
  - **Course Overview:**
    - Ideal for beginners looking to start their TEFL career.
    - Covers essential TEFL methodologies, classroom management, and lesson planning.
    - Fully online and self-paced, allowing you to study anytime, anywhere.
  - **Features:**
    - Lifetime access to course materials.
    - Certificate of completion included.
    - Tutor support available throughout the course.
- **180-Hour Online TEFL Course**
  - **Price:** \$189 (discounted from \$759)
  - **Course Overview:**
    - Designed for aspiring teachers seeking a deeper understanding of TEFL practices.
    - Includes foundational TEFL training along with additional modules on teaching English online.
  - **Features:**
    - Includes foundational TEFL training along with additional modules on teaching English online.
    - Enhanced tutor support and job placement assistance.



# Teaching Without Borders

- **300-Hour Online TEFL Course**

- **Price:** \$289 (discounted from \$1,129)

- **Course Overview:**

- Advanced diploma aimed at experienced or aspiring teachers seeking in-depth training.
- Modules include teaching young learners, Business English, and English for Academic Purposes.

- **Features:**

- Detailed resources on niche teaching areas.
- Access to the TEFL jobs board to connect with employers worldwide.
- Increased credibility for higher-paying roles.



- **420-Hour Online TEFL Course**

- **Price:** \$589 (discounted from \$2,349)

- **Course Overview:**

- Comprehensive diploma offering both core TEFL training and specialized modules.
- Perfect for those who wish to teach in competitive markets or take on leadership roles.

- **Features:**

- Modules on teaching English online, young learners, and Business English.
- Certificate recognized by schools and platforms worldwide.
- Job placement support included.

# Teaching Without Borders

- **500-Hour Online TEFL Course**
  - **Price:** \$649 (discounted from \$2,595)
  - **Course Overview:**
    - The most extensive TEFL diploma for those looking to excel in niche markets or academic roles.
    - Incorporates all foundational and specialized modules, plus advanced-level content.
  - **Features:**
    - Practical advice for establishing your own online teaching business.
    - Extensive tutor support and career guidance.
    - Top-tier certification for global job opportunities.
- **Add-on Specialization courses on offer:** Business English, Young Learners, and Online Teaching.
- **Why It Stands Out:** Comprehensive content, flexible online options, and strong job placement support.
- i-to-i TEFL courses cater to every stage of your teaching career, ensuring you're equipped with the skills, knowledge, and credentials to succeed globally.
- **Website:** <https://www.i-to-i.com>



# Teaching Without Borders

## ITTT (International TEFL and TESOL Training)

- International TEFL and TESOL Training (ITTT) offers a variety of TEFL/TESOL courses to suit different needs and budgets. Here are some of their main offerings:
- **Courses:** Flexible options from 60 to 250 hours, including practical videos and tutor support.
- **120-hour TEFL/TESOL Course**
  - This course provides comprehensive training for teaching English abroad.
  - It covers essential teaching skills and English grammar.
  - The base price is from \$340, with current offers starting at \$249.
- **170-hour TEFL/TESOL Course with Specialization in Teaching English Online**
  - Combining the standard 120-hour course with an additional 50-hour specialization, this program is ideal for those looking to teach both in classrooms and online.
  - The base price is from \$420, with discounts bringing it down to \$299.
- **220-hour Master Package**
  - This package includes the 120-hour TEFL course, a 50-hour course in teaching business English, and a 50-hour course in teaching English to young learners.
  - It's designed for those seeking a comprehensive skill set. The base price is from \$599, currently offered at \$349.
- **370-hour Diploma in TESOL with Tutor Support and Videos**
  - An advanced course aimed at enhancing teaching credentials, suitable for those pursuing higher-level positions in the field.
  - The base price is from \$1,390, with current offers at \$499.
- **550-hour Expert Package with Tutor Support and Videos**
  - This extensive package includes multiple certifications, offering the most comprehensive TEFL training available.
  - The base price is from \$1,690, discounted to \$599.
- For more detailed information or to enroll, you can visit their official website.
- **Add-on Specialization courses on offer:** Teaching Business English and TEYL (Teaching English to Young Learners).
- **Why It Stands Out:** All online courses are flexible and self-paced, allowing you to study at your convenience. Additionally, ITTT provides lifetime job guidance and support to all graduates.
- **Website:** <https://www.teflcourse.net>

# Teaching Without Borders

## Teach Away's OISE TEFL

- **Course:** The OISE University of Toronto offers online TEFL (Teaching English as a Foreign Language) certification courses through Teach Away. These courses are designed to prepare individuals for teaching English internationally or online. The available course options are:
  - **100-hour TEFL Online Course:** This course covers six core units essential for English language teaching.  
\* The tuition fee is 736.30 USD.
  - **120-hour TEFL Online Course:** Besides the six core units, this course includes two elective specialization units, allowing for a more tailored learning experience.  
\* The tuition fee is 958.30 USD.
  - **150-hour TEFL Online Course:** This comprehensive course comprises eight core units, two elective specialization units, and an additional unit focused on teaching abroad.  
\* The tuition fee is 1106.30 USD.
- Please note that these courses are 100% online and self-paced, allowing learners to complete them at their convenience.
- **Add-on Specialization courses on offer:** The OISE TEFL courses offer various specialization units, including:
  - Teaching English to Korean Speakers
  - Teaching English to Arabic Speakers
  - Teaching English to Mandarin Speakers
  - Teaching English to Young Learners (TEYL)
  - Teaching Test Preparation Courses (IELTS, TOEFL, etc.)
  - Teaching Business English
  - Online Teaching and Learning
  - Learner-Centered Lessons
  - Teaching Abroad
- **Features:** Job placement services through Teach Away's network.
- **Why It Stands Out:** University-backed with strong recruitment support.
- For more detailed information on course content, enrollment, and current pricing, please visit the official OISE University of Toronto TEFL Certification website.
- **Website:** <https://teflonline.teachaway.com>

## Premier TEFL

- **Course:** Premier TEFL offers a variety of TEFL/TESOL courses designed to suit different career goals and levels of experience. Certifications up to 300 hours, with innovative tools like eBooks, apps, and podcasts. Here are some of their key offerings:
  - **120-Hour Advanced TEFL Course**
    - This fast-track course is ideal for those aiming for entry-level teaching positions.
    - It covers essential training for first-time teachers and meets international standards for teaching English online and abroad.
    - The course is currently priced at \$179, discounted from the original price of \$465.
  - **180-Hour Level 5 TEFL Diploma**
    - Aimed at those seeking a higher-level qualification, this course is equivalent to CELTA and is regulated by Ofqual.
    - It provides comprehensive training, including specialized modules, and is recognized worldwide.
    - The course is available for \$219, reduced from \$795.
  - **300-Hour Level 5 Advanced TEFL Diploma**
    - This extensive course is designed for individuals aiming for higher-paying jobs and advanced teaching roles.
    - It includes specialized training and is equivalent to CELTA, regulated by Ofqual.
    - The current price is \$319, discounted from \$1,399.
  - **310-Hour Hybrid Level 5 TEFL Advanced Diploma**
    - Combining online study with practical teaching experience, this course offers a comprehensive pathway to advanced TEFL certification.
    - It includes a 10-hour teaching practice class conducted via Zoom.
    - The course is priced at \$359, down from \$1,569.



# Teaching Without Borders

- **Specialist 30-Hour TEFL-Pro Courses**
  - Premier TEFL offers a range of 30-hour specialist courses focusing on areas such as
    - Teaching Business English,
    - Teaching Online & One-to-One,
    - Teaching Exam English, and
    - Teaching Other Subjects in English.
  - These micro-credential courses are designed to enhance specific teaching skills and are priced at \$65 each, discounted from \$125.
- The prices listed are current as of December 28, 2024, and may be subject to change. For the most up-to-date information, please visit Premier TEFL's official website.
- **Features:** Internship programs for real teaching experience. All courses are internationally recognized and come with personal online tutor support, live job coaching seminars, and lifetime access to the TEFL job board.
- **Why It Stands Out:** Modern approach with mobile learning tools and cultural exchange opportunities.
- **Website:** <https://premiertefl.com>



# Teaching Without Borders

## MyTEFL

- **Course:** MyTEFL offers a range of accredited online TEFL courses designed to suit various needs and experience levels.
- **Here are the available courses along with their prices in USD:**
  - **40-Hour TEFL Course Online**
    - This course focuses on fundamental classroom management skills, providing a solid introduction to TEFL methodologies.
    - It's ideal for those seeking a basic understanding of teaching English as a foreign language.
  - **80-Hour TEFL Course Online**
    - An advanced course that delves deeper into teaching approaches and grammar, suitable for individuals aiming to enhance their teaching skills.
  - **120-Hour TEFL Course Online**
    - Our most popular and highly recommended course, offering comprehensive training for aspiring professional TEFL instructors.
    - This course is designed for those planning to teach in countries that require an internationally accredited TEFL certificate for work permits.
  - **140-Hour TEFL Course Online**
    - The complete TEFL training package, combining the 120-hour professional course with a dedicated 20-hour online teaching component.
    - This master course equips you to become an expert EFL teacher in both online and physical classrooms.
- Please note that these prices are subject to change, and promotional discounts may be available.
- **Features:** Budget-friendly certification for beginner teachers. All courses include full tutor and tech support, lifetime access to resources and libraries upon course completion, and free TEFL job placement assistance for life. Additionally, myTEFL courses are accredited and internationally recognized, ensuring they meet high standards in TEFL training.
- **Why It Stands Out:** Accessible for new teachers seeking quick certification.
- For the most current information and any available promotions, please visit the official myTEFL website.
- **Website:** <https://mytefl.com>

## Bridge TEFL

- **Course:** Bridge TEFL offers a variety of online TEFL/TESOL certification courses to suit different needs and experience levels. Here are some of their offerings 40-hour to 150-hour flexible certifications:
  - **40-Hour Basic Certificate**
    - Provides an introduction to the principles of teaching English as a Foreign Language.
    - This affordable certification can be upgraded to a Professional TEFL/TESOL Certificate to qualify for teaching jobs worldwide.
    - Price: \$240
  - **60-Hour Introductory Educator Certificate**
    - Offers an affordable option for teachers seeking to acquire a foundation in TEFL/TESOL theory and learn practical teaching skills.
    - This self-study course prepares you to design effective lesson plans for teaching reading, writing, listening, and speaking.
    - Price: \$300
  - **100-Hour Introductory Educator Plus Certificate**
    - Provides affordable, self-study certification for teachers of English to speakers of other languages.
    - The course covers the basics of TEFL/TESOL theory and practical teaching skills, including a Grammar Advisor component.
    - Price: \$390
  - **120-Hour Master Certificate**
    - Qualify for jobs worldwide with this popular TEFL/TESOL certification.
    - The 120-Hour Bridge Master Certificate is a self-paced, tutor-led course that meets requirements to teach English around the globe.
    - It provides a solid background in English language teaching methodology and effective lesson planning.
    - Price: \$495
  - **150-Hour Bridge International Diploma in English Language Teaching (IDELTOnline™)**
    - Invest in yourself with this advanced TEFL/TESOL certification course.
    - The 150-hour, graduate-level IDELTOnline™ is an interactive training where you'll join an international group of classmates led by a master's level instructor, participating in collaborative activities, discussion boards, and optional live sessions.
    - Price: \$1,495
  - **240-Hour Comprehensive Certification Bundle**
    - Combine a Professional TEFL/TESOL Certification with Specialized Certification in Teaching English Online to gain the skills and credentials you'll need to succeed.
    - This bundle qualifies you for top English teaching positions worldwide and online.
    - Price: \$1,195

# Teaching Without Borders

- These courses are designed to provide the necessary training and credentials for teaching English as a foreign language, both in-person and online.
- **Add-on Specialization courses on offer:** Business English, Test Preparation (IELTS/TOEFL).
- **Why It Stands Out:** Great for teachers who want flexibility and targeted add-ons. Bridge TEFL provides flexible courses tailored to different career goals, from basic introductions to graduate-level certifications, accommodating teachers at various stages of their journey.
- **Website:** <https://bridge.edu/tefl>



## CIEE TEFL

- **Course:** CIEE TEFL offers a range of accredited online TEFL certification courses designed to prepare individuals for teaching EFL. Here are the available courses along with their prices in USD:
  - **150-Hour TEFL Certificate**
    - This comprehensive course includes 130 hours of online coursework and a 20-hour practicum, providing in-depth training for aspiring English teachers.
    - The course is priced at \$1,195.
  - **60-Hour TEFL Certificate**
    - An introductory course ideal for individuals seeking foundational knowledge in TEFL methodologies.
    - It offers flexibility with up to six months for completion and is priced at \$300.
  - **30-Hour TESOL Certificate for K-12 Educators**
    - Designed for current educators, this course focuses on strategies to support multilingual learners in K-12 settings.
    - The course fee is \$500.
  - **180-Hour TEFL Certificate**
    - This bundle combines the 150-Hour TEFL Certificate with an additional 30-hour age specialization course, offering extensive training for those seeking to enhance their teaching credentials.
    - The bundled course is available at a discounted price of \$1,295, saving \$170 compared to enrolling in the courses separately.
- For more information or to enroll in a course, visit the CIEE TEFL website.
- **Accreditation:** All courses are accredited by ACCET, ensuring they meet high educational standards and are recognized internationally. Additionally,
- **Features:** Hands-on practicum included. CIEE provides lifetime job search assistance to support graduates in finding teaching positions worldwide.
- **Why It Stands Out:** Combines teaching skills with cultural immersion, ideal for overseas jobs.
- **Website:** <https://www.ciee.org>

# Teaching Without Borders

## KEY TAKEAWAYS

- **CELTA:** The gold standard for serious professionals aiming to teach adults, with extensive practical training and global recognition. However, it is among the most expensive options.
- **TEFL Academy:** Combines affordability with high accreditation and global recognition, offering a variety of Level 3 to Level 5 TEFL courses. Ideal for beginners and those looking for career advancement.
- **International TEFL Academy (ITA):** Offers comprehensive, well-supported courses with lifetime job assistance and a strong alumni network. Balances quality and global recognition with moderate pricing.
- **i-to-i TEFL:** Flexible and affordable, with courses ranging from basic to advanced levels, including excellent support for online and specialized teaching modules.
- **ITTT & MyTEFL:** Affordable, beginner-friendly options with self-paced courses and lifetime job placement assistance. Great for those seeking quick certification.
- **Bridge TEFL:** Known for its flexibility and targeted certifications, including graduate-level options and specializations like Business English or Teaching Online.
- **Premier TEFL:** Offers innovative courses with mobile-friendly tools and cultural exchange opportunities, including specialized micro-credentials.



Choosing the right TEFL/TESOL provider depends on your budget, career goals, and the level of practical training you want. For beginners, a 120-hour TEFL course from a trusted provider is the fastest route to getting started. If you aim for top-tier roles, consider investing in a CELTA or Level 5 Diploma.

All these providers constantly offer promotions and sales up to 80% off. Sign up to their newsletters and you will continually get promotional offers that may suit your budget. Your qualifications are your ticket to success—choose wisely and step confidently into your teaching career!

## Advanced Academic Qualifications

For those looking to move beyond entry-level teaching and into specialized or leadership positions, advanced qualifications are invaluable. These credentials open doors to roles such as teacher trainers, academic managers, curriculum designers, and even university lecturers.



### 1. DELTA (Diploma in English Language Teaching to Adults)

- Designed for experienced teachers aiming to deepen their expertise.
- Focuses on advanced teaching methodologies, curriculum design, and academic research.
- Widely recognized as a pathway to senior positions in education, such as lead instructor, course developer, or director of studies.

## 2. PGCE (Postgraduate Certificate in Education)

- A formal teaching qualification often pursued by teachers who plan to teach in mainstream schools.
- While more commonly associated with in-person teaching, a PGCE adds immense value to your profile, signaling professional rigor and pedagogical mastery.

## 3. Master's Degree in TESOL or Applied Linguistics

- A Master's in TESOL (Teaching English to Speakers of Other Languages) or Applied Linguistics prepares you for roles in higher education, policy development, and advanced curriculum design.
- This qualification is ideal for teachers interested in contributing to the academic field or leading educational initiatives.

Although advanced qualifications are not mandatory for online teaching, they do provide a significant competitive edge for high-paying, specialized roles, so, if possible, don't hesitate to invest in these qualifications.

## FINAL THOUGHTS: INVEST IN YOURSELF

Academic qualifications are not just about meeting platform requirements—they're about investing in your growth as an educator. Each certification, degree, or specialization enhances your skills, credibility, and earning potential, positioning you as a professional who delivers real value to learners.


Whether you're starting with a TEFL certificate or aiming for advanced credentials like DELTA or a Master's degree in TESOL, every step you take strengthens your foundation. In a competitive market, the right qualifications set you apart and open doors to opportunities that allow you to thrive in the ever-growing world of online teaching.

As you plan your path forward, remember: education is an investment that pays dividends—not just for you, but for the learners whose lives you'll help transform.

# Chapter 4: Technical Requirements – Your Virtual Classroom Essentials

In the world of online teaching, your classroom isn't made of walls and whiteboards—it's built on technology. While your skills as a teacher lay the foundation for success, your technical readiness ensures that your students have a seamless and engaging learning experience. A well-functioning virtual classroom removes distractions, fosters communication, and reflects your professionalism.

For aspiring online teachers, the good news is that you don't need the most expensive gadgets or cutting-edge technology to succeed. What you do need is a reliable setup that delivers clear audio, high-quality video, and smooth connectivity—essentials that make you stand out and build trust with your students.



This chapter will guide you through the equipment, software, and tools you need to create a professional, high-quality virtual classroom environment.

## The Importance of Technical Readiness

Imagine this: You're about to teach a new student—someone eager to improve their English for career advancement or academic success. As you begin your lesson, your video starts freezing, the audio crackles, or the internet disconnects altogether. In just a few seconds, the student's confidence in you starts to waver. Technical issues, no matter how minor, can disrupt the flow of a lesson, leaving students frustrated and disengaged.



Your technical readiness ensures that you:

- **Provide a seamless experience:** Students can focus on learning rather than struggling to hear or see you.
- **Exude professionalism:** A polished, well-functioning setup signals that you take teaching seriously.
- **Build rapport and trust:** Students are more likely to return for future lessons when your virtual classroom runs smoothly.

A little preparation goes a long way. With the right tools and setup, you can create a positive, distraction-free environment that enhances learning and keeps students coming back for more.

## Essential Equipment Checklist

To deliver professional and seamless lessons, you need the right tools. Here's a breakdown of the must-have equipment for your virtual classroom setup:

### 1. Computer: Your Workhorse for Online Teaching



Your computer is the core of your virtual classroom. A slow or outdated machine can result in lagging videos, frozen screens, and frustration for both you and your students. Invest in a reliable laptop or desktop that meets these minimum specifications:

- **Processor:** Intel i5 or equivalent (minimum) to handle video conferencing, screen sharing, and multitasking seamlessly.
- **RAM:** At least 8GB of memory for smooth performance when running multiple tools simultaneously.
- **Storage:** A minimum of 500GB to store lesson materials, recordings, and software. Opt for an SSD (Solid-State Drive) if possible—it speeds up load times significantly.

**Pro Tip:** Regularly update your software and clean your computer to prevent slowdowns. Simple tasks like clearing temporary files or updating your operating system can keep your machine running at its best.

## Best Laptops for Online Teaching

When selecting the best laptop for online teaching, performance, durability, and affordability are key considerations. This section outlines the top options tailored to teachers' diverse needs, ensuring you find a device that supports smooth, efficient, and reliable virtual classrooms.

### 1. Lenovo ThinkPad X1 Carbon (14-inch, 2023)

- **Processor:** Intel Core i7 (12th Gen)
- **RAM:** 16GB
- **Storage:** 512GB SSD
- **Screen:** 14-inch Full HD (1080p)
- **Battery Life:** Up to 15 hours
- **Price:** \$1,400–\$1,600
- **Benefits:** Lightweight, powerful performance, excellent durability.
- **Ideal For:** Teachers who need portability and long-term reliability.

### 2. Apple MacBook Air (M2, 2023)

- **Processor:** Apple M2 chip
- **RAM:** 8GB (configurable to 16GB)
- **Storage:** 256GB SSD
- **Screen:** 13.6-inch Retina display
- **Battery Life:** Up to 18 hours
- **Price:** \$1,199–\$1,299
- **Benefits:** Superb battery life, quiet fanless design, lightweight.
- **Ideal For:** Teachers in Apple ecosystems or needing portability.

### 3. ASUS VivoBook 15 (Budget Option)

- **Processor:** Intel Core i5
- **RAM:** 8GB
- **Storage:** 512GB SSD
- **Screen:** 15.6-inch Full HD
- **Battery Life:** 7–8 hours
- **Price:** \$500–\$700
- **Benefits:** Affordable, decent multitasking, reliable build.
- **Ideal For:** Budget-conscious teachers starting their online career.

## 4. Dell XPS 13 (Compact Powerhouse)

- **Processor:** Intel Core i7
- **RAM:** 16GB
- **Storage:** 512GB SSD
- **Screen:** 13.3-inch InfinityEdge Display
- **Battery Life:** Up to 12 hours
- **Price:** \$1,200–\$1,400
- **Benefits:** Compact, stunning display, high performance.
- **Ideal For:** Teachers who prioritize portability without compromising power.

## 5. HP Envy X360 (2023)

- **Processor:** Intel Core i7 or AMD Ryzen 7
- **RAM:** 16GB
- **Storage:** 512GB SSD
- **Screen:** 15.6-inch Full HD touch display
- **Battery Life:** Up to 11 hours
- **Price:** \$1,000–\$1,300
- **Benefits:** Versatile 2-in-1 design, solid performance for multitasking, sleek build.
- **Ideal For:** Teachers seeking a blend of power, portability, and creative functionality for tasks like annotating lesson materials directly on the screen.



## Best Desktops for Online Teaching

Desktop computers are an excellent option for teachers with a dedicated home office, offering superior performance, larger screens, and better durability compared to laptops. This section highlights some of the best desktops suited for online teaching, blending affordability, power, and usability.



### 1. Apple iMac 24-inch (2023)

- **Processor:** Apple M1 chip
- **RAM:** 8GB (upgradable)
- **Storage:** 256GB SSD
- **Screen:** 24-inch Retina Display (4.5K resolution)
- **Price:** \$1,300–\$1,500
- **Benefits:** Sleek design, vibrant display, reliable performance.
- **Ideal For:** Teachers with a home office setup.

## 2. HP Envy Desktop

- **Processor:** AMD Ryzen 7
- **RAM:** 16GB
- **Storage:** 512GB SSD
- **Graphics:** AMD Radeon RX 550
- **Price:** \$800–\$1,000
- **Benefits:** Solid performance, graphics capability for video-heavy tasks.
- **Ideal For:** Teachers who want power without overspending.

## 3. Dell Inspiron All-in-One (Budget-Friendly)

- **Processor:** Intel Core i5
- **RAM:** 8GB
- **Storage:** 256GB SSD
- **Screen:** 24-inch Full HD Touchscreen
- **Price:** \$750–\$900
- **Benefits:** Affordable all-in-one design, saves desk space.
- **Ideal For:** Teachers looking for value and simplicity.

## Laptops vs. Desktops: A brief comparison

### Laptops:

- **Advantages:** Portability, compact size, and battery backup make laptops a flexible choice for teachers who work from various locations, especially those who are digital nomads.
- **Drawbacks:** Smaller screens and limited processing power compared to desktops may hinder multitasking and video-heavy teaching.

### Desktops:

- **Advantages:** Superior processing power, larger screens, and better durability make desktops ideal for a stationary setup. They also offer better cooling systems, which prevent overheating during long sessions.
- **Drawbacks:** Lack of portability and a higher initial setup cost may not suit teachers with limited space or those who travel frequently.

# Teaching Without Borders

## Which Is Best for Online Teachers?

For teachers with a dedicated workspace, desktops like the Apple iMac or HP Envy provide unparalleled stability and performance. However, if mobility and flexibility are priorities, a high-quality laptop such as the Lenovo ThinkPad X1 Carbon is a more practical choice, ultimately, your decision should align with your teaching style, workspace setup, and personal preferences.

## Apple vs. Windows: A Brief Comparison

### Apple (MacBooks)

- **Strengths:** Known for their sleek design, long battery life, and integration within the Apple ecosystem. MacBooks offer user-friendly interfaces, top-tier displays, and consistent performance.
- **Limitations:** Higher cost, limited compatibility with some software, and less customizable hardware.



### Windows (HP, Dell, Lenovo, etc.)


- **Strengths:** Offers a wider range of devices at various price points, more hardware customization, and compatibility with nearly all software. Windows laptops are ideal for resource-intensive multitasking.
- **Limitations:** Battery life is often shorter, and performance can vary significantly based on the brand and model.

## Which Is Best for Online Teachers?

For teachers, Windows-based laptops are generally more cost-effective and versatile, offering better performance at a lower price point. Apple laptops, while premium and reliable, may not justify the extra cost unless you are deeply integrated into the Apple ecosystem or prioritize design and build quality. For most online teaching needs, Windows laptops provide a better balance of price, performance, and features.

## HDD vs. SSD: Choosing the Right Storage for Online Teaching

When selecting a computer, the type of storage drive plays a crucial role in performance. The two main options are **HDD (Hard Disk Drive)** and **SSD (Solid State Drive)**. Here's a quick comparison to help you decide which is best for online teaching:



### HDD (Hard Disk Drive):

- **How It Works:** Stores data on spinning magnetic disks.
- **Advantages:** Larger storage capacities at lower prices (e.g., 1TB HDDs are affordable).
- **Disadvantages:** Slower read/write speeds, heavier, noisier, and more prone to wear and tear.
- **Best For:** Teachers on a tight budget needing significant storage for videos, lesson plans, and multimedia files.

### SSD (Solid State Drive):

- **How It Works:** Uses flash memory to store data electronically.
- **Advantages:** Faster boot times, quicker file transfers, quieter operation, more durable, and energy-efficient.
- **Disadvantages:** Higher cost per gigabyte compared to HDDs.
- **Best For:** Teachers prioritizing speed, reliability, and smooth multitasking during lessons.

### Which Is Best for Online Teaching?

**SSD is the better choice** for online teachers. It ensures faster system performance, quicker app loading times, and smooth handling of resource-intensive teaching tools like Zoom or video editing software. While HDDs are cheaper, the reliability and speed of SSDs make them a worthwhile investment for a seamless teaching experience. For those needing more storage, consider systems with a hybrid setup (SSD for the operating system and key apps, HDD for larger file storage).

## Conclusion: Finding the Best Technology for Your Needs

The technology landscape is constantly evolving, with newer and better options emerging regularly. The computers and setups listed here are carefully curated suggestions based on performance, affordability, and suitability for online teaching. However, technology is not a one-size-fits-all solution—your ideal device will depend on your unique needs, preferences, and budget.

Before making a decision, take the time to research the latest models and updates. Conduct a Google search like “best laptops or desktops for online teachers” to ensure you get the most up-to-date information. This effort will help you find a computer that not only supports your teaching but also enhances your productivity and comfort. Your investment in the right technology is an investment in your teaching success.

## 2. Webcam: Making the Right Visual Impression

Clear visuals are vital for building a connection with your students. A high-quality webcam ensures that students can see your expressions, gestures, and teaching materials clearly.



- **Resolution:** Choose a webcam with 720p (HD) or higher resolution for a professional look. For sharper visuals, consider a 1080p webcam.
- **Position:** Place your webcam at eye level to simulate in-person interactions. Your students should feel as though they’re sitting across from you at a table.
- **Lighting:** Good lighting can enhance even an average webcam. Sit facing a natural light source or use affordable ring lights for even illumination.

**Pro Tip:** Test your webcam before each lesson. Make sure your face is well-lit and that the background is tidy and free of distractions.

## Best Webcams for Online Teaching

A reliable webcam is essential for creating a professional and engaging online teaching environment. Clear visuals and smooth video quality help establish strong connections with your students. Here are some top webcam choices tailored to various needs and budgets, ensuring your virtual classroom always shines.

### Logitech C922 Pro Stream

- **Resolution:** 1080p Full HD
- **Features:** Autofocus, low-light correction, dual microphones.
- **Price:** \$80–\$100
- **Benefits:** Crystal-clear video quality, great for low-light conditions.

### Logitech Brio 4K

- **Resolution:** 4K Ultra HD, with HDR support
- **Features:** Wide field of view, auto-light correction, background blur.
- **Price:** \$150–\$200
- **Benefits:** Professional-level clarity, suitable for group or dynamic teaching setups.

### NexiGo N60 (Budget Option)

- **Resolution:** 1080p Full HD
- **Features:** Autofocus, built-in microphone.
- **Price:** \$40–\$60
- **Benefits:** Affordable and simple, great for new teachers.

### Corsair Elgato Facecam

- **Resolution & Frame Rate:** 1080p at 60 FPS
- **Features:** Excellent low-light performance, constant focus mechanism, and software-driven background blurring.
- **Price:** Approximately \$150
- **Benefits:** Tailored for professional use, delivers smooth and sharp visuals.
- **Note:** An external microphone is required for audio.

# Teaching Without Borders

These options cater to a wide range of teaching requirements, ensuring you can choose the best webcam to elevate your online teaching experience.

## Enhance Your Webcam Setup for Online Teaching

A webcam is a key tool for online teaching, but optimizing its use can significantly elevate your virtual classroom experience. Here are some additional considerations to maximize its potential:

### Field of View

- **Why It Matters:** A wider field of view (FOV) can be beneficial for group lessons or when showing physical teaching aids. Conversely, a narrower FOV is better for one-on-one lessons, keeping the focus on your face and minimizing background distractions.
- **Recommendation:** Look for webcams offering adjustable FOV settings, such as the Logitech Brio 4K, which supports multiple angles.

### Frame Rate

- **Why It Matters:** A higher frame rate ensures smoother video quality, reducing lag or choppiness that can distract learners. A minimum of 30 frames per second (FPS) is recommended for professional teaching; 60 FPS is ideal for a more polished experience.
- **Recommendation:** Confirm the webcam supports consistent FPS at its maximum resolution.

### Compatibility

- **Why It Matters:** Not all webcams are plug-and-play with every operating system or teaching platform. Ensure the webcam is compatible with your device (Windows, macOS, etc.) and integrates seamlessly with tools like Zoom, Skype, or Microsoft Teams.


### Additional Features

- **Noise-Canceling Microphones:** While most teachers prefer standalone headsets, webcams with built-in noise-canceling microphones, such as the Logitech C922 Pro Stream, can be a helpful backup.
- **Lens Type:** Glass lenses typically offer better clarity and durability than plastic lenses, delivering sharper visuals.
- **Privacy Shutters:** Webcams with built-in privacy shutters add a layer of security when the device is not in use.

# Teaching Without Borders

## Mounting Options

- **Why It Matters:** A poorly positioned webcam can disrupt the learning experience. Look for webcams with versatile mounting options, such as clips for monitors, tripod mounts, or standalone stands.
- **Pro Tip:** Using a tripod can improve stability and allow for precise positioning.



## Software Enhancements

Many high-quality webcams come with companion software that allows you to adjust settings like brightness, contrast, and zoom. Take the time to explore these features to customize your setup for different teaching scenarios.

## Internet Connection and Webcam Performance

Even the best webcam will underperform if your internet connection is unstable. Ensure you have a reliable broadband connection (minimum 10 Mbps upload speed) to maintain video quality during lessons.

## Backup Option

- **Why It Matters:** In case of technical issues, having a built-in laptop webcam or an inexpensive spare (like the NexiGo N60) ensures continuity in teaching.

By carefully considering these aspects, you can select and optimize a webcam that enhances your professionalism and helps create a more engaging and effective virtual classroom environment.

## 3. Headset and Microphone: Ensuring Crystal-Clear Audio

Ensuring clear audio is essential for effective online teaching. If your students can't hear you clearly, the best lesson plan won't matter. Clear audio is non-negotiable in online teaching, and a good headset or microphone can make all the difference.



- **Headset:** Choose a noise-canceling headset that blocks out background sounds like traffic, pets, or household noise.
- **Microphone:**
  - A built-in headset microphone is sufficient for most teachers, but an external USB microphone can offer studio-quality sound.
  - Avoid relying solely on laptop microphones, as they often pick up unnecessary noise.

**Why It Matters:** Professional audio ensures that your students hear every word, nuance, and pronunciation clearly—critical for teaching a language like English.

## Best Headsets for Online Teaching

Below are some of the best headsets tailored for teachers, balancing comfort, performance, and affordability.

### 1. Jabra Evolve2 40

- **Connection:** Wired USB
- **Features:** Noise-canceling microphone, clear audio, comfortable ear cups.
- **Price:** \$120–\$150
- **Benefits:** Excellent audio clarity for both teachers and students.

### 2. Logitech H390 (Budget Option)

- **Connection:** Wired USB
- **Features:** Noise-canceling mic, in-line controls, lightweight.
- **Price:** \$30–\$40
- **Benefits:** Affordable, reliable performance, ideal for beginners.

### 3. Plantronics Blackwire 5220

- **Connection:** Wired USB/3.5mm jack
- **Features:** Noise-canceling microphone, ergonomic design, durable build.
- **Price:** \$80–\$120
- **Benefits:** Comfortable for long teaching hours, dual connectivity.

### 4. Sennheiser SC 165 USB

- **Connection:** Wired USB/3.5mm
- **Features:** Noise-canceling mic, lightweight design.
- **Price:** \$60–\$80
- **Benefits:** Professional audio quality, portable for traveling teachers.

## 4. Additional Accessories to Consider

### 1. Ring Light

- **Recommendation:** Neewer 10" Ring Light Kit
- **Price:** \$30–\$50
- **Benefits:** Provides balanced lighting, ensuring clear and professional visuals.

### 2. USB Microphone

- **Recommendation:** Blue Yeti Nano
- **Price:** \$80–\$120
- **Benefits:** Studio-quality audio, ideal if you prefer not to use headsets.

### 3. External Keyboard and Mouse

- **Recommendation:** Logitech MK270 Wireless Combo
- **Price:** \$25–\$35
- **Benefits:** Ergonomic design for comfortable typing during long sessions.

### 4. Backup Internet Device

- **Recommendation:** TP-Link Mobile Hotspot (4G LTE)
- **Price:** \$50–\$100
- **Benefits:** Provides emergency internet access to avoid lesson disruptions.

## 5. Dual Screens for Online Teachers

Teaching online from a home office often involves juggling multiple applications, tabs, and tools simultaneously. Using dual screens can significantly enhance your workflow and teaching efficiency. By having a dual monitor setup, you can display your lesson materials on one screen while monitoring student engagement or referencing notes on the other. This setup is ideal for educators who prioritize productivity and organization in their teaching environments.



# Teaching Without Borders

## 1. Improved Workflow and Multitasking:

- Teachers can run their virtual classroom on one screen while managing lesson plans, chat applications, or supplementary materials on the second screen.
- This eliminates the need to switch back and forth between windows, saving time and reducing errors during lessons.

## 2. Better Lesson Delivery:

Visual teaching aids, such as whiteboards or presentation slides, can remain visible to students while teachers access notes or answer questions on the secondary screen.

## 3. Enhanced Student Interaction:

Dual screens allow teachers to observe students' reactions and adjust their teaching methods in real-time, all while presenting uninterrupted content.

## 4. Ergonomic Advantages:

A dual monitor setup can be arranged to reduce neck and eye strain, fostering a more comfortable teaching experience over long hours.

## 5. Customizable Workspace:

Teachers can choose monitor sizes and resolutions to best suit their teaching style, whether focusing on interactive lessons or data-heavy presentations.

## Recommendations for Setting Up Dual Screens

- **Screen Size:** Opt for at least one monitor that is 24 inches or larger to ensure clear visibility of your teaching materials.
- Ensure your computer has the **required ports**, such as HDMI or DisplayPort, or consider using a docking station for smooth, hassle-free connectivity.
- **Mounting Options:** Use adjustable monitor stands or mounts to position screens at eye level, promoting better posture during lessons.
- **Budget-Friendly Options:**
  - **Dell SE2419Hx** (24-inch): Affordable with good resolution and reliability.
  - **HP EliteDisplay E243** (23.8-inch): Thin bezels and ergonomic adjustability for comfort.
  - **Acer Nitro VG271** (27-inch): Excellent color accuracy for visual-heavy presentations.

## Why Consider Dual Screens?

For online teachers working from home, a dual-screen setup can transform your teaching space into an organized and efficient virtual classroom. While it requires an initial investment, the productivity and ergonomic benefits are well worth it, particularly for those managing multiple tools and interactive lessons.

## 6. Internet Connection: Your Lifeline to the Virtual Classroom

In the digital classroom, a stable, high-speed internet connection is crucial and non-negotiable. It ensures smooth video calls, clear audio, and interactive lessons that engage students. A slow or unreliable connection can disrupt the learning flow, leading to frustration for both teacher and student. For online teachers, maintaining a reliable internet setup is an investment in professional delivery and student retention.



### 1. Internet Speed Requirements

The minimum speed you need will depend on the online platforms or tools you use, but the following benchmarks ensure smooth online teaching:

# Teaching Without Borders

- **Basic Requirement:** 10 Mbps download and upload speeds for one-on-one lessons.
- **Recommended:** 20–30 Mbps for HD video calls or when sharing bandwidth with others (e.g., family members streaming or using other devices).
- **Premium Performance:** 50 Mbps+ ensures zero lag, even during peak hours or for group sessions.

**Test Your Internet:** Use tools like [Speedtest.net](https://www.speedtest.net) to regularly monitor your speeds and ping rate. Aim for a ping rate below 50ms to avoid delays during lessons.

## 2. Wired Ethernet vs. Wi-Fi

- **Wired Ethernet Connection:** A direct Ethernet connection is more stable and less prone to interference than Wi-Fi. Use a Cat6 Ethernet cable for optimal performance.
- **Wi-Fi:** If Ethernet isn't possible, position your router close to your workspace to ensure a strong signal. Consider upgrading to a dual-band router for improved connectivity.

**Pro Tip:** Use a USB-to-Ethernet adapter if your laptop doesn't have an Ethernet port.

## 3. Backup Internet Solutions

Technical hiccups happen, but having a backup internet solution can save your lesson—and your professional reputation. Here are essential options:

1. **Mobile Hotspot:** Use your smartphone's data plan as a backup by tethering it to your laptop. Most providers offer reliable 4G/5G plans for emergencies.
2. **LTE/4G Router:** A portable LTE router offers a dedicated backup line using cellular data, ensuring seamless internet when your primary connection fails.
3. **Fixed Wireless Internet:** Consider local fixed wireless providers for an alternative high-speed connection.
4. **Public Wi-Fi:** Identify nearby cafés, libraries, or co-working spaces with reliable Wi-Fi as an emergency option.

**Pro Tip:** Test your backup connection beforehand to ensure it meets the minimum speed requirements for teaching.

## 4. Managing Bandwidth

To optimize your internet performance during lessons:

- **Close Unnecessary Apps:** Shut down programs like Netflix, YouTube, or background downloads that may consume bandwidth.
- **Pause Updates:** Schedule software or system updates outside of teaching hours.
- **Limit Network Sharing:** Ensure other devices on your network aren't streaming or downloading large files during classes.

## 5. Choosing the Right Internet Plan

**Compare Plans:** Choose a plan that meets both speed and data requirements. Here's a quick comparison:

### Internet Connection Types Explained

#### Fiber Internet

- **Speed:** Offers ultra-fast speeds ranging from 50 Mbps to 1 Gbps.
- **Pros:** Highly reliable with low latency, making it ideal for video conferencing and multitasking.
- **Cons:** Limited availability in certain areas and generally higher costs compared to other options.

#### LTE/4G Internet

- **Speed:** Provides speeds between 10 and 50 Mbps.
- **Pros:** Portable and quick to set up, making it an excellent backup option for online teachers.
- **Cons:** Often comes with data caps and higher latency, which can affect lesson quality during extended use.

#### ADSL Internet

- **Speed:** Typically ranges from 5 to 24 Mbps.
- **Pros:** Affordable and widely available, suitable for basic internet use.
- **Cons:** Slower speeds and less reliable, which can disrupt video-based teaching sessions.

## Mobile Data (5G/4G)

- **Speed:** Varies widely; 5G can reach over 100 Mbps, while 4G ranges from 10 to 50 Mbps.
- **Pros:** Extremely portable, allowing teachers to work from virtually anywhere with cell service. Ideal for emergency connectivity.
- **Cons:** Data plans can be expensive, and coverage or speed may vary based on location and network strength.

Fiber remains the gold standard for long-term stability, while LTE is an excellent portable backup. Having mobile data as a fail-safe ensures you can deliver lessons even during connectivity issues. Investing in reliable backups is far better than losing a lesson due to a lack of connection, which could negatively affect retention and intensity KPIs.

## 6. Regular Maintenance and Monitoring

To keep your internet performing at its best:

- **Restart your router** weekly to refresh its performance.
- **Update Firmware:** Check for updates on your router settings for enhanced stability.
- **Monitor Speed Fluctuations:** If your connection frequently drops, contact your internet service provider (ISP) to resolve underlying issues.

## Conclusion

Your internet connection is the foundation of your online teaching success. A fast, stable, and well-maintained network ensures seamless lessons, professional delivery, and satisfied students. By investing in a reliable setup and backup options, you're setting yourself up for consistent success in the virtual classroom.



## Essential Software Tools for Teaching

Your virtual classroom isn't just about hardware—it's also about selecting the right software to create engaging and effective lessons. The following tools are indispensable for online teaching, especially in the context of EFL/ESL instruction.

However, it's important to note that the software you need depends on your teaching pathway. Teachers on Online Teaching Platforms (OTPs) often rely on the platform's built-in tools, which include video conferencing, classroom features, whiteboards, and screen sharing. On the other hand, freelance teachers on Online Teaching Marketplaces (OTMs) or Teacherpreneurs running their own Online Teaching Businesses (OTBs) must curate their own tools to deliver professional and engaging lessons. Tailor your software choices to align with your teaching model. Here are some tools for those who prefer freelancing on OTMs and for those teachers considering starting up their own OTB:

### 1. Video Conferencing Platforms

- **Zoom:** A versatile platform with screen-sharing, breakout rooms, and whiteboard tools—ideal for one-on-one or group classes.

*Additional Tool: Use the polling feature in Zoom to gauge student understanding during lessons quickly.*

- **Google Meet:** Free and user-friendly, perfect for quick lessons or students familiar with Google's ecosystem.

*Additional Tool: Pair with Google Classroom for a streamlined teaching and assignment workflow.*

- **Skype:** A straightforward option for video calls and lessons, particularly for one-on-one tutoring.

*Additional Tool: Leverage the integrated file-sharing feature for homework and lesson materials.*

**Pro Tip:** Familiarize yourself with the platform's features to avoid hiccups during lessons.

### 2. Interactive Tools

Interactive tools keep students engaged and make lessons more effective, particularly for language learning.

# Teaching Without Borders

Here are some options:

- **Kahoot:** A gamified quiz platform that helps reinforce vocabulary and grammar concepts in a fun, interactive way. Ideal for younger learners or icebreaker activities.

*Additional Tool: Use pre-made quizzes for quick lesson prep or design custom ones to match your syllabus.*

- **Quizlet:** Perfect for creating flashcards, vocabulary games, and self-paced practice activities.

*Additional Tool: Encourage students to use the mobile app for independent study between lessons.*

- **Nearpod:** Perfect for creating flashcards, vocabulary games, and self-paced practice activities.

*Additional Tool: Encourage students to use the mobile app for independent study between lessons.*

## 3. Screen Sharing and Digital Whiteboards

These tools help bring abstract concepts to life, making lessons more engaging and easier to understand.

- **Figjam:** Figma's free digital whiteboard allows for collaborative brainstorming and real-time interaction..

*Additional Tool: Share lesson-specific Figboard templates in advance to guide discussions and activities.*

- **Miro:** A robust digital whiteboard tool for drawing, annotating, and organizing ideas visually. It is especially helpful for grammar lessons or visual learners.

*Additional Tool: Use sticky notes and diagrams to create visual aids that enhance comprehension.*

**Pro Tip:** Use whiteboards to teach grammar rules, draw visuals, or brainstorm vocabulary ideas with your students.

## 4. Language-Specific Tools for EFL/ESL Teachers

For online EFL/ESL teaching, incorporating specialized tools can make lessons more tailored and impactful.

- **Wordwall:** Create custom activities like matching games, word searches, and fill-in-the-blanks to reinforce language skills.
- **Vocaroo:** A simple online voice recorder that allows students to practice and submit spoken assignments for teacher feedback.
- **Elllo.org:** Use this platform to integrate authentic listening exercises into lessons, helping students develop real-world comprehension skills.
- **Edmodo:** A classroom management tool for organizing assignments, tracking progress, and facilitating communication with students.

## 5. Assessment and Feedback Tools

Providing clear and timely feedback is crucial in language teaching.

- **Google Forms:** Create quizzes and surveys to assess understanding and gather student feedback.

*Additional Tool: Use auto-grading features to save time while giving instant results to students.*

- **Classkick:** Enables real-time feedback on assignments as students work through them during lessons.
- **Canva:** Use this graphic design tool to create engaging visual aids for feedback, such as annotated screenshots of student work.

## 6. Productivity and Organization Tools

Staying organized ensures lessons run smoothly and efficiently.

- **Trello or Asana:** Plan and manage lesson schedules, track assignments, and organize curriculum materials.
- **Grammarly:** Use this tool to check student writing submissions for grammar, spelling, and punctuation errors.
- **Evernote or Notion:** Store lesson plans, student notes, and progress reports in an organized, easily accessible format.

## Putting It All Together

Your technical setup reflects your professionalism as an online teacher. Clear video, crisp audio, and a reliable connection make students feel confident in your abilities, creating a lasting positive first impression.

By investing in a solid computer, a high-quality webcam, and essential tools like a noise-canceling headset, you'll ensure that your lessons run smoothly, free from technical interruptions. Combine this with interactive software, and your virtual classroom will be dynamic, engaging, and productive—everything a student could hope for.

Remember, online teaching isn't just about sharing knowledge; it's about creating a seamless experience that builds trust and fosters learning. With the right technical readiness, you're setting yourself up for success, one lesson at a time.



## Chapter 5: Environmental Setup – Professional and Inviting

Your teaching environment is a critical aspect of your online teaching career. While your technical setup ensures functionality, the space you teach from sets the tone for professionalism, engagement, and comfort. A well-designed teaching area creates a positive first impression, fosters trust, and ensures your students feel welcomed and focused.



Setting up your teaching environment doesn't require a complete home renovation. With thoughtful planning and a few key investments, you can create a space that enhances your teaching while minimizing distractions. Let's explore how to design an inviting and professional setup that works for you and your students.

## Setting Up Your Space

Create a focused, professional teaching area with good lighting, a quiet background, and ergonomic furniture. A well-prepared space enhances your comfort and ensures engaging and distraction-free lessons.

### 1. Setting Up Your Space

Here is how to design a quiet, well-lit, and comfortable space:

#### Dedicated Teaching Area

Your teaching area should be a space where you can focus fully on delivering lessons without interruptions. Choose a quiet, well-lit, and distraction-free spot in your home.

- **Quiet Space:** A clutter-free, quiet corner or room ensures you can concentrate on your lessons and that your students aren't distracted by background noise or movement.
- **Background:** Opt for a neutral background—a plain wall or tidy bookshelf works well. Many teaching platforms, like VIPKid or iTalki, offer virtual backgrounds that can be customized for your lessons. These are great options if your physical space doesn't meet professional standards.

**Pro Tip:** Avoid areas near windows that open to noisy streets or common household distractions like the TV or kitchen.

#### Lighting

Good lighting is essential for a professional and engaging teaching experience.

Students need to see your face clearly to pick up on visual cues, especially in a language-learning environment where gestures, facial expressions, and lip movements enhance understanding.

Proper lighting not only makes you appear more approachable but also helps maintain student focus and engagement.



# Teaching Without Borders

- **Natural Light:** Position yourself facing a window for even, flattering light. Morning or early afternoon light is often the most consistent and pleasant.
- **Artificial Light:** If natural light isn't available or sufficient, invest in a ring light or desk lamp with adjustable brightness. These tools eliminate shadows and ensure your face is well-lit.
- **Avoid Harsh Lighting:** Overhead lights or poorly positioned lamps can create unflattering shadows or glare that distract students.

**Pro Tip:** Test your lighting before each lesson to ensure your setup looks clear and inviting on camera.

## Comfort and Ergonomics

Teaching online often means spending several hours a day sitting in front of a computer. Investing in ergonomic furniture and organizing your teaching area can significantly improve your comfort and reduce fatigue.



# Teaching Without Borders

- **Chair:** Choose an ergonomic chair that supports your back and allows you to sit comfortably for extended periods. Look for adjustable height and lumbar support features.
- **Desk:** A sturdy desk with enough space for your computer, teaching materials, and a cup of tea or water is ideal. Consider a standing desk converter if you prefer to alternate between sitting and standing during lessons.
- **Teaching Materials:** Keep essential items like books, flashcards, or props within arm's reach for quick access.

**Pro Tip:** Maintain good posture by positioning your screen at eye level and straightening your back. Simple adjustments can prevent strain and make teaching more enjoyable.

## 2. Creating the Right Atmosphere

Craft a quiet, inviting environment with noise-canceling tools and thoughtful decor. A tidy, professional space with personal touches ensures students feel comfortable, engaged, and focused during lessons.

### Minimize Background Noise

Noise is one of the biggest distractions in an online classroom. A quiet teaching environment helps students stay focused and ensures that your voice is clear.

- **Noise-Canceling Devices:** Invest in noise-canceling headsets that block out background sounds and enhance your voice clarity.
- **Soundproofing:** Rugs, curtains, or foam panels can reduce echoes and external noise. Even placing a heavy blanket against a door can help.
- **Household Coordination:** Let family members or roommates know your teaching schedule to minimize interruptions. I have a separate online teaching studio in the garden, that limits interruptions and disruptions. Find a room in your house where you can restrict access by closing the door and putting up a "Do not disturb sign".

**Pro Tip:** Use a white noise machine or app if background noise from outside your home (like traffic) is unavoidable.

# Teaching Without Borders

## Professionalism Meets Warmth

Your teaching environment should reflect professionalism while remaining inviting and approachable. Students of all ages—whether young learners or adults—are more likely to engage when they feel comfortable.



- **Tidy Space:** A clean, organized environment signals that you take your role seriously.
- **Personal Touches:** Add small personal touches, like a plant or motivational quote on the wall, to create warmth. These elements can also serve as conversation starters with your students.
- **Thematic Decor:** For younger learners, use colorful props or themed backgrounds to make the space fun and interactive. For adult learners, a minimalist approach with subtle, professional decor works best.

**Pro Tip:** Always check how your background appears on camera before starting a lesson. Avoid distractions like messy shelves or unrelated posters.

## 3. Why Your Teaching Environment Matters

Your students' learning experience is influenced, not just by your teaching skills, but also by how they perceive your environment. A well-thought-out setup demonstrates:

- **Professionalism:** Students and their parents (if teaching kids) are more likely to trust a teacher who appears organized and prepared.
- **Engagement:** A welcoming space makes students feel at ease and more open to participating actively in lessons.
- **Focus:** Minimizing distractions helps keep both you and your students fully engaged in the lesson.

A well-prepared teaching environment also reflects positively on your reviews and ratings. Many online platforms factor in teacher 'presentation' as part of their evaluation criteria.

## 4. Maintaining Your Setup

Creating the perfect teaching environment is not a one-time task. Regularly maintaining and updating your space ensures it continues to meet your needs.

- **Declutter Weekly:** Spend a few minutes tidying your area at the end of each teaching day.
- **Inspect Equipment:** Check your lighting, headset, and webcam periodically to ensure they're functioning properly.
- **Refresh Decor:** Update or rotate decorations and props to keep the space visually interesting, especially if you teach younger students.

**Pro Tip:** Seek feedback from students or colleagues about your setup—sometimes an outside perspective highlights areas for improvement.

### Essential Tools for Creating an Ideal Online Teaching Environment

A professional, well-equipped workspace enhances your teaching efficiency and engages students effectively. Here's a list of essential tools for online EFL/ESL teachers with details about features, benefits, and pricing.

#### 1. Lighting for Clarity and Engagement

Illuminate your teaching space with professional lighting tools to ensure students see you clearly and stay engaged.

##### Ring Light

- **Features:** Adjustable brightness, color modes (white, warm, cool).
- **Benefits:** Provides even lighting, eliminates shadows, enhances visibility for students.
- **Recommended Product:** Neewer 18" Ring Light Kit.
  - **Price:** \$60–\$90.
  - **Why It Works:** Easy to set up, versatile, and ensures professional lighting.



## LED Panel Lights

- **Features:** Adjustable brightness and color temperature, energy-efficient.
- **Benefits:** Brightens dull spaces, reduces glare, ideal for long teaching hours.
- **Recommended Product:** Elgato Key Light.
  - **Price:** \$200–\$250.
  - **Why It Works:** High-quality light with excellent adjustability and remote control via an app.

## Softbox Lighting Kit

- **Features:** Even, diffused lighting for a natural look.
- **Benefits:** Ideal for classrooms with minimal natural light.
- **Recommended Product:** Fovitec Softbox Lighting Kit.
  - **Price:** \$100–\$150.
  - **Why It Works:** Great for creating soft, flattering light for teaching sessions.

## 2. Noise Control for Clear Communication

Minimize distractions with tools that enhance audio clarity and reduce background noise, ensuring effective and professional communication.

### Noise-Canceling Headsets

- **Recommended Product:** Jabra Evolve2 40.
  - **Price:** \$120–\$150.
  - **Features:** Noise-canceling microphone, comfortable design.
  - **Why It Works:** Ensures your voice is clear without background interruptions.

### Soundproofing Panels

- **Recommended Product:** JBER Acoustic Foam Panels.
  - **Price:** \$30–\$50 for a set of 12.
  - **Features:** Reduces echoes and outside noise.
  - **Why It Works:** Enhances audio quality in non-ideal environments.

## White Noise Machines

- **Recommended Product:** LectroFan Classic.
  - **Price:** \$40–\$50.
  - **Features:** Multiple sound options, compact design.
  - **Why It Works:** Masks outside noises effectively.



## 3. Ergonomic Furniture for Long Teaching Sessions

Prioritize comfort and health with ergonomic furniture designed to support your posture and prevent fatigue during extended lessons.

### Ergonomic Office Chair


- **Recommended Product:** SIHOO Ergonomic Office Chair.
  - **Price:** \$230–\$300.
  - **Features:** Adjustable lumbar support, headrest, and reclining options.
  - **Why It Works:** Prevents back pain and ensures comfort during long teaching hours.



# Teaching Without Borders

## Standing Desk

- **Recommended Product:** Flexispot Adjustable Standing Desk.
  - **Price:** \$300–\$400.
  - **Features:** Height adjustable, spacious surface.
  - **Why It Works:** Promotes healthy posture and prevents fatigue.



## Footrest

- **Recommended Product:** Everlasting Comfort Footrest.
  - **Price:** \$25–\$35.
  - **Features:** Adjustable angle, memory foam.
  - **Why It Works:** Reduces leg strain and improves sitting posture.



## 4. Professional Backdrops for Visual Appeal



Create a polished teaching environment with visually appealing backdrops that enhance professionalism and keep students focused.

# Teaching Without Borders

## Portable Backdrops

- **Recommended Product:** Esmart Collapsible Backdrop.
  - **Price:** \$40–\$60.
  - **Features:** Reversible with multiple designs, easy to set up.
  - **Why It Works:** Ideal for creating consistent, professional-looking backgrounds.

## Green Screens

- **Recommended Product:** Elgato Green Screen.
  - **Price:** \$150–\$200.
  - **Features:** Retractable, wrinkle-resistant.
  - **Why It Works:** Perfect for using virtual backgrounds without visual glitches.

## Custom Printed Backgrounds

- **Recommended Provider:** Vistaprint.
  - **Price:** \$50–\$100.
  - **Features:** Personalized designs tailored to teaching themes.
  - **Why It Works:** Adds a unique touch to your teaching space.

## 5. Visual Aids for Enhanced Learning

Boost student engagement with interactive tools like props, flashcards, and whiteboards for dynamic and memorable lessons.

### Props and Flashcards

- **Recommended Product:** Teachers Pay Teachers Printable Flashcards.
  - **Price:** \$5–\$20 per set (digital download).
  - **Features:** Thematic sets for different age groups and topics.
  - **Why It Works:** Interactive and visually engaging for younger learners.



# Teaching Without Borders

## Whiteboards

- **Recommended Product:** Quartet Magnetic Dry-Erase Board.
  - **Price:** \$30–\$50.
  - **Features:** Durable, easy to clean, comes with markers and magnets.
  - **Why It Works:** Great for interactive explanations or vocabulary practice.



## 6. Multi-Functional Software Tools



# Teaching Without Borders

Elevate your teaching experience with versatile software that adds interactivity, visual effects, and seamless collaboration to lessons.

## Manycam

- **Price:** \$49/year (standard).
- **Features:** Chroma keying, virtual props, screen sharing, and visual effects.
- **Why It Works:** Boosts engagement with customizable digital tools and virtual backgrounds.

## Screen Annotation Tools

- **Recommended Product:** Zoom Whiteboard or Microsoft Whiteboard.
  - **Price:** Free (included with platform subscriptions).
  - **Features:** Allows real-time annotations and drawings.
  - **Why It Works:** Enhances lesson interactivity and clarity.

## 7. Practical Accessories for Daily Use

Equip yourself with daily-use accessories like webcams and laptop stands for a professional, efficient, and comfortable teaching setup.

### Webcam with Lighting

- **Recommended Product:** Logitech StreamCam with Built-In Ring Light.
  - **Price:** \$150–\$180.
  - **Features:** Autofocus, HD resolution, adjustable lighting.
  - **Why It Works:** Combines great video quality with proper lighting in one device.



### Laptop Stand

- **Recommended Product:** Nexstand Laptop Stand.
  - **Price:** \$30–\$40.
  - **Features:** Lightweight, adjustable height.
  - **Why It Works:** Prevents neck strain and promotes better posture.



# Teaching Without Borders

## Final Thoughts

A well-equipped, professional teaching space reflects your commitment to quality education. It fosters engaging lessons, enhances comfort, and creates a positive atmosphere where both teachers and students thrive. A thoughtful setup shows you care about your students' experience and helps inspire growth with every session.

Start with a clean, distraction-free background—whether it's a tidy room or a simple virtual backdrop. Invest in reliable tools: a good webcam and headset ensure clear communication, allowing students to see and hear you effortlessly. Ergonomics matter too. A comfortable chair, proper desk height, and eye-level camera setup help maintain your posture and energy, especially during long teaching hours. Don't forget lighting—soft, even light ensures your face is clearly visible, making your gestures and expressions easier for students to follow.

Finally, add a touch of personality—a plant, a bookshelf, or minimal decor can make your space feel welcoming without being distracting. This blend of professionalism and warmth encourages students to engage fully and enjoy their learning journey with you.



# Chapter 6: Essential Lesson Resources for Independent Online Teachers

Teaching English online, especially for freelancers on Online Teaching Marketplaces (OTMs) or those starting their own Online Teaching Businesses (OTBs), involves more than just teaching skills and technology. Unlike Online Teaching Platforms (OTPs), where lesson curricula and materials are pre-designed and integrated into the platform, independent teachers must source or create their own materials. This adds an extra layer of responsibility but also offers greater flexibility to tailor lessons to individual student needs and goals. This chapter delves into the essential lesson resources and tools required to deliver engaging, customized, and professional lessons—whether for general English, Business English, or exam preparation—ensuring both student satisfaction and teacher success in a competitive online market.



## Why Lesson Resources Matter

Lesson materials form the backbone of successful online teaching. For teachers operating independently, these resources ensure:

- **Engaging and Relevant Lessons:** Materials tailored to students' needs create a meaningful learning experience.
- **Time Efficiency:** Ready-made resources reduce preparation time, allowing teachers to focus on teaching and feedback.
- **Professional Credibility:** High-quality resources build a teacher's reputation for delivering value, attracting and retaining students.

Whether you aim to teach Business English, exam preparation, or conversational skills, having the right resources can elevate your lessons and streamline your workflow.

## Categories of Essential Lesson Resources

### 1. Ready-Made Resource Platforms

For those who prefer pre-designed, professional materials, ready-made platforms are invaluable.

- **Off2Class:** Offers over 1,000 lesson plans covering grammar, conversation, Business English, and test preparation (IELTS, TOEFL). Additional features include student placement testing and progress tracking tools, ideal for freelancers and OTBs.
- **Ellii (formerly ESL Library):** Provides comprehensive lesson plans, flashcards, and activities for all levels. Updated regularly, it covers topics such as grammar, listening, and speaking.
- **BusyTeacher:** With 17,000+ worksheets and lesson plans, this platform caters to diverse topics and skill levels, making it a reliable resource for independent teachers.

### 2. Free Resource Websites

These platforms offer high-quality resources at no cost, making them ideal for teachers on a budget.

- **TeachingEnglish (British Council):** Offers structured lesson plans, activities, and articles, perfect for EFL/ESL instruction.

# Teaching Without Borders

- **ISL Collective:** A community-driven site where teachers share worksheets, presentations, and video-based lessons.
- **Breaking News English:** Features lessons based on current news stories, complete with reading, listening, and vocabulary-building activities.

## 3. Customizable Multimedia Lesson Materials

Multimedia resources add variety and improve listening and comprehension skills.

- **BBC Learning English:** Provides professionally created videos, podcasts, and grammar guides for learners from beginner to advanced levels.
- **FluentU:** Offers real-world videos, such as movie trailers and interviews, paired with interactive subtitles to develop listening and vocabulary skills.

## 4. Interactive Games and Activities

Games and activities make lessons engaging and fun, especially for younger learners or groups.

- **Kahoot:** Gamifies quizzes, making vocabulary and grammar practice interactive and enjoyable.
- **Quizlet:** A versatile tool offering digital flashcards and games that reinforce vocabulary and grammar concepts.

## 5. Printable and Physical Resources

Although online teaching is digital, printable materials are valuable for homework or supplementary practice.

- **Super Simple Songs:** Perfect for young learners, offering songs, lyrics, and printable resources to enhance language acquisition.
- **MES English:** Free printable worksheets, flashcards, and phonics materials, tailored for young learners.

## 6. Specialized Resources for Niche Teaching

Teachers targeting specific niches, such as Business English or exam preparation, can benefit from specialized resources.

# Teaching Without Borders

- **Business English Pod:** Provides lessons on business communication, including meetings, negotiations, and presentations.
- **Test Prep Resources (IELTS, TOEFL):** Platforms like Off2Class and Breaking News English offer lessons and practice tests designed to prepare students for exams.

## 7. DIY Lesson Creation Tools

For teachers who prefer creating custom lessons, these tools enable flexibility and creativity:

- **Canva:** A design tool for creating visually appealing materials like flashcards, posters, and presentations.
- **Google Docs and Slides:** Collaborative tools ideal for real-time lesson delivery and personalized worksheets.
- **Genially:** A tool for creating interactive infographics, presentations, and gamified activities.

## 8. Curated Lesson Plan Books and E-Books

Books provide structured guidance and templates for creating lesson plans.

- **“Teaching English to Speakers of Other Languages” by David Nunan:** A foundational resource covering lesson planning and methodology.
- **E-books from Cambridge and Oxford:** Offer insights and templates for various teaching scenarios, from Business English to young learners.

## LLPs: Enhancing Engagement and Learning

Language Learning Platforms (LLPs) are valuable tools for online EFL/ESL teachers, particularly for freelancers and Teacherpreneurs. These platforms, such as Duolingo, Babbel, and FluentU, enhance the teaching process and provide engaging resources for students to practice language skills outside lessons.



## Benefits of LLPs for Teachers and Students

LLPs serve as a bridge between structured teaching and independent learning, offering benefits for both educators and learners:

### For Teachers:

- **Supplementary Resources:** LLPs provide ready-made exercises, quizzes, and multimedia content that can be seamlessly integrated into lesson plans.
- **Customizable Assignments:** Teachers can tailor LLP activities to align with specific lesson goals or address students' weaknesses.
- **Engagement Tools:** Interactive elements such as gamified lessons and real-world videos maintain student interest.
- **Efficient Tracking:** Many platforms offer progress tracking, allowing teachers to monitor student performance and adjust instruction accordingly.

### For Students:

- **Self-Paced Learning:** Students can practice skills at their own pace, reinforcing classroom learning and promoting autonomy.
- **Diverse Content:** Platforms cater to different learning styles, offering videos, interactive quizzes, and audio resources.
- **Real-World Application:** LLPs use authentic materials that prepare students for practical language use in everyday or professional contexts.

## Integrating LLPs Into Lessons

LLPs can enrich the online teaching experience through various approaches:

- **Warm-Ups and Cool-Downs:** Use platform-generated quizzes or videos to introduce or conclude lessons dynamically.
- **Homework Assignments:** Assign students specific tasks or levels to complete independently, focusing on vocabulary or grammar.
- **Interactive Activities:** Leverage LLP tools like FluentU's real-world videos or Quizlet's flashcards during lessons for active participation.

# Teaching Without Borders

- **Supplementary Practice:** Recommend specific LLPs for additional practice outside class, tailored to individual student goals.

## Top LLPs for Online Teachers

Integrating Language Learning Platforms (LLPs) into your teaching toolkit can elevate your lessons, provide additional resources, and offer students engaging ways to practice outside the classroom. Here are five standout LLPs, their features, and how they can benefit online EFL/ESL teachers:

### Duolingo

#### Features:

- **Gamified Learning:** Lessons include progress tracking and daily practice reminders.
- **Multilingual Courses:** Available in multiple languages with structured grammar, vocabulary, and pronunciation exercises.
- **Skill Integration:** Interactive exercises focus on reading, writing, speaking, and listening skills.

#### Benefits for Teachers:

- **Homework Assignments:** Assign specific skill-based lessons to reinforce classroom instruction.
- **Progress Monitoring:** Track student engagement and improvement through the platform's tools.
- **Youth-Friendly Design:** The game-like structure and visual appeal make it ideal for younger learners or beginners.

### Babbel

#### Features:

- **Targeted Lessons:** Focus on conversational skills, grammar, and vocabulary.
- **Cultural Insights:** Lessons include practical phrases and cultural tips to enhance real-world communication.
- **Speech Recognition:** Interactive speech practice with feedback for pronunciation improvement.

#### Benefits for Teachers:

- **Supplemental Practice:** Assign conversation-focused lessons to complement live teaching.
- **Skill Tracking:** Use insights from the platform to gauge student progress and tailor lesson plans.
- **Practical Application:** Ideal for students aiming to improve real-world conversational fluency.

# Teaching Without Borders

## FluentU

### Features:

- **Real-Life Videos:** Uses movie clips, interviews, and news for language learning.
- **Interactive Subtitles:** Clickable subtitles provide definitions, examples, and pronunciation.
- **Customizable Flashcards:** Create vocabulary lists based on video content.

### Benefits for Teachers:

- **Authentic Contexts:** Introduce students to real-world language use through videos.
- **Listening Skills:** Enhance comprehension and pronunciation with interactive video exercises.
- **Custom Lessons:** Build personalized vocabulary lists and quizzes for specific learning objectives.

## Memrise

### Features:

- **Multimedia Flashcards:** Combines visuals, audio, and text to aid vocabulary retention.
- **Community Content:** Includes user-generated courses and creative exercises.
- **Spaced Repetition:** Optimizes memory recall with strategically timed review sessions.

### Benefits for Teachers:

- **Vocabulary Building:** Assign vocabulary sets tailored to lesson themes.
- **Creative Engagement:** Utilize diverse user-generated content to spark student interest.
- **Retention Tools:** Help students retain vocabulary longer with spaced repetition techniques.

## Busuu

### Features:

- **Structured Courses:** Focus on grammar, vocabulary, and conversational skills.
- **Native Speaker Feedback:** Speaking and writing exercises reviewed by native speakers.
- **Personalized Study Plans:** Progress tracking with adaptive goals based on student needs.

### Benefits for Teachers:

- **Speaking Practice:** Assign tasks for real-time corrections from native speakers.
- **Goal Tracking:** Use progress tracking to monitor achievements and set goals.
- **Intermediate to Advanced Focus:** Perfect for supplementing lessons for more advanced learners.

## Conclusion

These platforms serve as supplemental resources that enhance engagement, cater to diverse learning styles, and reduce preparation time for online teachers. For students, LLPs provide fun, interactive ways to practice outside lessons, solidifying what they've learned and promoting autonomy.

Incorporating LLPs into your teaching approach can transform how students interact with the language, ensuring a richer and more rewarding learning experience.

## Tips for Using Lesson Resources Effectively

### 1. Curate a Resource Library

Organize resources into categories like grammar, speaking, or listening, and further divide them by proficiency levels. Digital folders and bookmarking tools like Evernote can streamline this process.

### 2. Combine Resources for Variety

Use multiple resources in a single lesson to maintain engagement. For example:

- Start with a grammar explanation from Ellii.
- Follow with a vocabulary-building activity on Quizlet.
- End with a Kahoot quiz to reinforce the concepts.

### 3. Tailor Materials to Student Goals

Adapt ready-made resources to meet individual needs. For instance:

- Focus on industry-specific vocabulary for Business English learners.
- Customize reading activities to align with students' interests or professional objectives.

### 4. Test and Evaluate Resources

Before introducing new materials to students, test them to ensure they align with lesson objectives and are user-friendly.

## Conclusion

Lesson resources and materials are crucial for freelancers on OTMs and OTB Teacherpreneurs, enabling them to deliver high-quality lessons tailored to their student's goals. Platforms like Off2Class and Ellii simplify resource sourcing, while free sites such as ISL Collective and TeachingEnglish offer valuable alternatives. Tools like Canva and Google Slides further empower teachers to create personalized content.

The key to success lies in selecting resources that match your teaching style and student needs. Test and combine resources to create dynamic, engaging lessons that leave a lasting impact.

With the right materials, independent teachers can establish themselves as professionals and ensure student satisfaction.

Take the time to explore these resources and discover what works best for you and your students.


Building a robust library of lesson materials is an investment in your teaching career that will pay dividends in the long run.



## Chapter 7: Interpersonal and Teaching Skills - Connecting with Your Students

Teaching English online isn't just about transferring knowledge; it's about fostering connections and inspiring confidence in your students. In a virtual setting, where physical presence is absent, interpersonal and teaching skills play an even greater role in bridging the gap. These skills not only help you build rapport but also ensure your lessons are engaging, effective, and tailored to the unique needs of each student.

Whether you're teaching a young learner their first English words or preparing a professional for an important presentation, your ability to connect and adapt is at the heart of your success as an online teacher.



## The Core of Effective Teaching

At its foundation, teaching is about understanding your students, meeting them where they are, and guiding them toward their goals. **Here are the critical interpersonal skills that every online TEFL teacher should develop:**

### 1. Patience

Patience is essential when working with learners who may struggle with concepts, pronunciation, or even navigating the technology used for lessons.

- **Why It Matters:** Beginners often need repetition and encouragement to build confidence. Additionally, cultural or language barriers might require extra time to bridge understanding.
- **How to Practice It:** Break lessons into smaller, manageable chunks and celebrate small wins to motivate your students.

### 2. Adaptability

Every student learns differently. Some may be visual learners who benefit from slides or drawings, while others prefer listening to explanations or engaging in discussions.

- **Why It Matters:** Tailoring your teaching approach ensures that every student feels understood and supported, enhancing their learning experience.
- **How to Practice It:** Regularly assess your students' progress and adjust your methods to align with their preferences and needs.

### 3. Cultural Sensitivity

Teaching English to students from diverse backgrounds requires an awareness of and respect for their cultural norms and values.

- **Why It Matters:** Building an inclusive environment makes students feel safe and respected, which encourages participation and builds trust.
- **How to Practice It:** Research your students' cultural contexts and incorporate examples or topics relevant to their lives and interests.

## Building Engagement

Engaging your students is crucial for effective online teaching. Without the physical presence of a classroom, it's easy for students to lose focus. Use the following techniques to maintain their attention and make lessons enjoyable:

### 1. Clear Communication

- **Why It Matters:** Many students struggle with English vocabulary and grammar, so using simple language, clear instructions, and visual aids ensures comprehension.
- **How to Practice It:** Use gestures, illustrations, and real-life examples to reinforce your explanations.

### 2. Creativity

- **Why It Matters:** Incorporating games, stories, and multimedia elements into your lessons keeps students engaged and motivated.
- **How to Practice It:** Use platforms like **Kahoot** for quizzes, **Quizlet** for flashcards, and storytelling to make lessons interactive and fun.

### 3. Active Listening

- **Why It Matters:** Paying attention to what your students say and how they say it helps you tailor your lessons and address their specific challenges.
- **How to Practice It:** Regularly ask open-ended questions and encourage feedback to understand your students' perspectives and concerns.



## Professional Development: Staying Ahead in the Field



The world of online teaching is constantly evolving. Staying informed about trends and technologies ensures that you remain competitive and deliver high-quality lessons.

### 1. Continuous Learning

- **Why It Matters:** Specialized skills like **Business English** or **IELTS preparation** can expand your opportunities and earning potential.
- **How to Practice It:** Attend webinars, enroll in professional development courses, and explore certifications to enhance your expertise.

### 2. Networking and Collaboration

- **Why It Matters:** Sharing ideas, resources, and experiences with other teachers can inspire you and improve your teaching practices.
- **How to Practice It:** Join online communities, such as Facebook groups for TEFL teachers or LinkedIn networks focused on education.

### 3. Feedback and Growth

- **Why It Matters:** Constructive feedback from students can help you refine your methods, while staying updated on emerging tools ensures your teaching remains relevant.
- **How to Practice It:** Regularly ask students for feedback on your lessons and explore new technologies to integrate into your virtual classroom.



## Checklist: Are You Ready?

Before diving into online teaching, ensure you're fully prepared with the following:

### 1. Academic Requirements

- **Bachelor's Degree:** Recommended for most platforms.
- **TEFL/TESOL Certification:** Mandatory for the majority of online teaching opportunities.

### 2. Technical Setup

- **Reliable Computer:** Laptop or desktop with a high-definition webcam and noise-canceling headset.
- **Stable Internet:** High-speed connection with backup options to avoid disruptions.

### 3. Teaching Environment

- **Quiet Workspace:** A clutter-free, professional area with minimal distractions.
- **Proper Lighting:** Natural or artificial light that ensures you're clearly visible on camera.

### 4. Personal Skills

- **Patience and Adaptability:** Essential for working with diverse learners.
- **Cultural Sensitivity:** Helps you create an inclusive and respectful environment.
- **Strong Communication:** Ensures clarity and engagement during lessons.

### 5. Ongoing Development

- **Commitment to Learning:** Stay informed about trends, tools, and methodologies.
- **Networking Skills:** Build relationships with peers and exchange teaching strategies.
- **Flexibility:** Adapt to changes in technology and student needs.

## Final Thoughts

Effective online teaching requires more than just technical expertise—it's about building meaningful connections and creating a learning experience that resonates with students. By developing patience, adaptability, and cultural sensitivity, you can tailor your lessons to meet the diverse needs of your learners.

Engagement is key, and incorporating creativity, clear communication, and active listening into your teaching approach ensures that students remain motivated and involved. At the same time, investing in professional development and staying connected with the teaching community will help you grow and adapt to an ever-changing industry.

By mastering these interpersonal and teaching skills, you'll not only inspire your students but also set yourself up for a fulfilling and successful online teaching career.

## Conclusion: Building Your Foundation for Online EFL/ESL Teaching Success

This part of the guide has laid the groundwork for your journey into the world of online EFL/ESL teaching by addressing the critical requirements needed to succeed. From obtaining the right academic qualifications to investing in reliable technical equipment, cultivating essential teaching skills, and sourcing high-quality lesson materials, each element plays a vital role in shaping your professional teaching practice.




Whether you're working on an Online Teaching Platform (OTP) with its structured ecosystem, freelancing on Online Teaching Marketplaces (OTMs), or starting your own Online Teaching Business (OTB), preparation is the key to success. By aligning your resources, technology, and skills with your teaching goals, you can create a seamless learning experience for your students while building a career that offers flexibility, creativity, and fulfillment.

Remember, the online teaching landscape is constantly evolving, and staying informed and adaptable will keep you competitive. Use the insights and strategies outlined in this part to craft a teaching approach that suits your unique style, equips you to meet the diverse needs of your students, and positions you for long-term success. The foundation you've built here will empower you to thrive in the ever-expanding, dynamic world of online EFL/ESL teaching.

In the next part, part 3 of the book, we'll dive deeper into the various modes of online teaching, empowering you to select the path that aligns perfectly with your lifestyle and goals.

# Part 3: Modes of Online Teaching



## Introduction: Navigating the Three Pathways

Online teaching offers unmatched flexibility and career diversity, making it an appealing choice for educators around the globe. As you step into this dynamic field, understanding the three primary modes of online teaching is essential: **Online Teaching Platforms (OTPs)**, **Online Teaching Marketplaces (OTMs)**, and **Online Teaching Businesses (OTBs)**. Each mode caters to different goals, lifestyles, and skill sets, offering opportunities to match your personal and professional aspirations.

This chapter explores each mode in-depth, detailing the advantages, challenges, and practical steps to succeed in your chosen pathway.

# Chapter 8: Online Teaching Platforms (OTPs)

Teaching English online has revolutionized education, creating new opportunities for teachers and learners alike. At the heart of this transformation are **Online Teaching Platforms (OTPs)**, which serve as virtual bridges between teachers and students across the globe. These platforms make it possible for educators to deliver lessons without worrying about the logistical challenges of finding students, creating lesson plans, or managing administrative tasks.



Whether you're a new teacher exploring the world of online education or a seasoned instructor looking for additional opportunities, OTPs provide a structured, accessible way to start teaching English online. This chapter dives into how OTPs work, their benefits and challenges, and strategies for excelling on these platforms.

## What Are OTPs?

Online Teaching Platforms are digital schools that connect English teachers with students worldwide.

These platforms handle the administrative side of teaching—student acquisition, scheduling, and curriculum development—so teachers can focus on delivering quality lessons.

## How OTPs Work

1. **Employment Model:** Teachers either sign contracts as employees or work as independent contractors.
2. **Lesson Delivery:** Platforms provide teaching materials, and teachers deliver lessons through the platform's proprietary system.
3. **Scheduling:** The platform handles student assignments and lesson scheduling, often based on demand and teacher availability.

For teachers who want structure and support, OTPs are a convenient way to step into the world of online education without needing to market themselves or create lesson plans from scratch.

## Popular OTPs

Online Teaching Platforms connect educators with students worldwide, offering structured lessons and support.

Whether teaching kids or adults, these platforms provide exciting opportunities to grow your career and make a global impact.

### OTPs for Kids

This is a curated list of some of the most popular Online Teaching Platforms (OTPs) for teaching kids. While not exhaustive, it highlights excellent options to get started.

A comprehensive guide featuring both kid and adult OTPs, along with strategies to secure a paid position, will be explored in detail in my next guide.

# Teaching Without Borders

## 1. VIPKid

Deliver engaging, pre-planned lessons to young learners worldwide with VIPKid's structured curriculum and flexible scheduling, ideal for teachers seeking convenience and support.

- **Features:** Structured curriculum, 25-minute lessons, flexible scheduling.
- **Pay:** \$14–\$22 per hour, with opportunities for incentives.
- **Focus:** K-12 students worldwide.
- **Why It Stands Out:** Offers robust support for teachers, an interactive platform with engaging lesson materials, and a user-friendly teacher portal. VIPKid is known for its global reach, offering flexibility to teachers and high-quality education to students.
- **Requirements:** A bachelor's degree, TEFL/TESOL certification, and eligibility to work in the U.S. or Canada. Experience with children is preferred but not mandatory.
- **Website:** <https://www.vipkid.com>

## 2. Palfish

Teach conversational English through a mobile-friendly app with interactive materials, perfect for teachers who value flexibility and a casual teaching style.

- **Features:** Mobile-first platform, highly interactive materials.
- **Pay:** \$10–\$18 per hour, with opportunities to set your own rates.
- **Focus:** Young learners, primarily in China and other Asian markets.
- **Why It Stands Out:** Its app-based interface allows teaching via smartphones or tablets, offering unmatched flexibility. Pre-designed lesson plans aligned with U.S. standards make preparation easy. Palfish is ideal for teachers seeking a lightweight, mobile approach to teaching.
- **Requirements:** TEFL/TESOL certification, native English speaker with clear accents. A commitment to peak hours is recommended.
- **Website:** <https://www.ipalfish.com>

## 3. Qkids

Gamify learning with pre-designed, interactive lessons for kids aged 4–12, offering an engaging experience for both teachers and students.

- **Features:** Game-based learning, pre-designed curriculum.
- **Pay:** \$12–\$16 per hour, plus incentives for trial classes.
- **Focus:** Children aged 4–12.

# Teaching Without Borders

- **Why It Stands Out:** Qkids integrates animated characters and gamified learning tools, making classes fun and interactive. The platform simplifies scheduling and offers pre-planned lessons to minimize prep time.
- **Requirements:** A bachelor's degree and residency in the U.S. or Canada. Experience with children is highly valued.
- **Website:** <https://www.qkids.com>



## 4. Magic Ears

Focus on small group classes for kids aged 4–12, using interactive lessons that foster collaboration and lively classroom experiences.

- **Features:** Small group classes (1-on-4), 25-minute sessions.
- **Pay:** Up to \$26 per hour, including bonuses.
- **Focus:** Kids aged 4–12 in China and internationally.
- **Why It Stands Out:** Magic Ears emphasizes collaboration and interaction in small-group settings. The platform provides a supportive teacher community and affordable TESOL certification.
- **Requirements:** Bachelor's degree (or current enrollment), TEFL/TESOL certification, and strong English proficiency.
- **Website:** <https://www.magicears.com>

## 5. Cambly Kids

Teach one-on-one conversational English to young learners, leveraging Cambly's reservation system for flexibility and ease.

- **Features:** One-on-one conversational lessons, minimal prep time.
- **Pay:** \$6 per 30-minute session.
- **Focus:** Relaxed conversational English for young learners.

# Teaching Without Borders

- **Why It Stands Out:** Cambly Kids offers unmatched flexibility, allowing teachers to work without minimum hour commitments. Its user-friendly platform attracts beginners and experienced teachers alike.
- **Requirements:** Native English speaker with experience teaching children.
- **Website:** <https://www.cambly.com/kids>

## 6. Bilingual Bebe

Specialize in teaching bilingual and multilingual children with CEFR-aligned lessons, catering to learners aged 3–15.

- **Features:** CEFR-aligned small group classes, interactive teaching methods.
- **Pay:** \$20–\$40 per hour.
- **Focus:** Bilingual and multilingual children aged 3–15.
- **Why It Stands Out:** Specializes in supporting linguistic development in bilingual or multilingual children. The curriculum is rich in activities, songs, and storytelling.
- **Requirements:** TEFL/TESOL certification, 2+ years of experience, and native-level English proficiency.
- **Website:** <https://bilingualbebe.com>

## 7. Whales English

Provide high-quality instruction with fixed schedules and performance-based pay for students aged 5–15.

- **Features:** Fixed schedules, pre-planned curriculum, performance-based pay.
- **Pay:** \$18–\$27 per 50-minute class.
- **Focus:** Students aged 5–15.
- **Why It Stands Out:** Provides consistent schedules and a rigorous academic focus, with lessons aligned to global standards.
- **Requirements:** Bachelor's degree, TEFL/TESOL certification, and teaching experience preferred.
- **Website:** <https://www.whalesenglish.com>

## 8. Starkid

Deliver Cambridge-based lessons in a one-on-one format, helping kids aged 4–12 achieve academic success.

- **Features:** One-on-one lessons using a Cambridge-based curriculum.
- **Pay:** \$12–\$25 per hour.

# Teaching Without Borders

- **Focus:** Children aged 4–12.
- **Why It Stands Out:** Combines the globally respected Cambridge curriculum with personalized learning for younger students.
- **Requirements:** Bachelor's degree, native-level English proficiency, and experience teaching children.
- **Website:** <https://starkid.com.vn>

## 9. Novakid

Novakid specializes in online English lessons for children aged 4-12, offering structured, interactive curricula that focus on engagement and measurable progress in language acquisition

- **Features:** CEFR-aligned, gamified lessons with progress tracking.
- **Pay:** \$8–\$12 per 25-minute class.
- **Focus:** Kids aged 4–12 in Europe, CIS, and Asia.
- **Why It Stands Out:** Interactive platform that engages children through gamified learning.
- **Requirements:** Native-level English, TEFL/TESOL certification, and teaching experience preferred.
- **Website:** <https://www.novakidschool.com>

## 10. English Tutor Online (ETO)

Teach personalized one-on-one lessons to kids aged 3–18, focusing on flexibility and tailored learning.

- **Features:** One-on-one interactive lessons, 55-minute sessions.
- **Pay:** \$15–\$20 per hour.
- **Focus:** Kids aged 3–18 globally.
- **Why It Stands Out:** ETO provides personalized and flexible teaching experiences, ideal for teachers who enjoy working with diverse students.
- **Requirements:** TEFL/TESOL certification, teaching experience, and a reliable technical setup.
- **Website:** <https://englishtutoronline.com>

## OTPs for adults

Here's a selection of some of the leading Online Teaching Platforms (OTPs) for teaching adults. While this list offers a strong starting point, a more in-depth exploration of adult OTPs and tips for landing paid roles will be covered in my upcoming guide.

# Teaching Without Borders

## 1. EF Education First

Teach structured, pre-prepared lessons to adult learners worldwide, benefiting from EF's global reach and supportive teaching environment.

### Features:

- Pre-prepared lessons and a structured curriculum make it easy for teachers to focus on delivering effective classes.
- Global student base across 120+ countries ensures diversity and cultural exchange.

**Pay:** \$12–\$19 per hour.

**Focus:** Primarily adults seeking general English improvement, exam preparation, and business communication skills.

### Why It Stands Out:

EF combines global reach with a well-developed curriculum. Teachers can access extensive resources, helping them deliver impactful lessons to diverse learners worldwide. Its long-standing reputation in the EFL field gives teachers credibility and professional development opportunities.

**Website:** <https://www.ef.com>

## 2. i-Tutor Group

Cater to adult and business professionals through a diverse curriculum, offering 24/7 availability and a steady stream of learners.

### Features:

- 24/7 availability means classes are always accessible, providing scheduling flexibility for teachers.
- Diverse curriculum tailored to adult learners, including general English, Business English, and test preparation.

**Pay:** \$7–\$24 per hour (performance-based bonuses available).

**Focus:** Adults and professionals from various industries, especially in Asia.

### Why It Stands Out:

As a pioneer in online education, iTutorGroup offers a steady stream of students and multiple class formats (one-on-one and group). Teachers benefit from a supportive environment and a vast pool of motivated adult learners.

**Website:** <https://www.itutorgroup.com>

## 3. Lingoda

Deliver structured group and private lessons to adult learners, focusing on a professional curriculum with a premium pricing model.

### Features:

- Specializes in structured group or private online classes.
- Classes are aligned with the CEFR (Common European Framework of Reference for Languages) levels.
- Provides pre-designed curricula for general English, Business English, and exam preparation (IELTS, TOEFL).

**Pay:** \$8–\$13 per hour, with rates varying by qualifications and teaching experience.

**Focus:** Adult learners who want structured language training in group or private settings.

### Why It Stands Out:

- Lingoda's CEFR-aligned curriculum ensures standardized language progression.
- Teachers benefit from flexible hours and support in using the platform's proprietary teaching tools.
- Strong focus on professional English for career advancement.

**Website:** <https://www.lingoda.com>

## 4. GoFluent

Teach business professionals globally with GoFluent's customized learning paths and corporate training opportunities.

### Features:

- Customized learning paths cater to the specific needs of corporate clients.
- Provides comprehensive training in Business English, including email writing, presentations, and cross-cultural communication.

**Pay:** \$15–\$25 per hour.

**Focus:** Business professionals employed by international companies.

### Why It Stands Out:

GoFluent partners with global corporations, giving teachers access to high-caliber professionals seeking career advancement through English. Its strong corporate connections ensure steady demand and enriching teaching experiences.

**Website:** <https://www.gofluent.com>

## 5. Skyeng

Engage with adults across Europe and CIS countries using Skyeng's innovative Vimbox platform and structured lesson materials.

### Features:

- Offers structured curricula, interactive lessons via the proprietary Vimbox classroom, and extensive teaching support.
- Flexible scheduling and access to European-based students.

**Pay:** \$8–\$17 per hour.

**Focus:** Adults and young learners across Europe and CIS countries.

### Why It Stands Out:

Skyeng's cutting-edge teaching tools and student diversity create an engaging teaching environment. Teachers benefit from its streamlined processes and cultural exchange opportunities.

**Website:** <https://www.skyeng.ru>

## 6. Engoo

Focus on conversational English lessons for adults in Japan, South Korea, and Brazil with flexible scheduling and supportive resources.

### Features:

- Specializes in conversational English with tailored lesson materials.
- Offers one-on-one classes with students from Japan, South Korea, and Brazil.

**Pay:** \$10–\$15 per hour.

**Focus:** Adults aiming to improve conversational fluency and general English skills.

### Why It Stands Out:

Engoo is ideal for teachers who enjoy conversational teaching. Its platform is user-friendly and supports teachers with detailed lesson plans, making it a great choice for those seeking flexibility.

**Website:** <https://engoo.com>

## 7. LatinHire

Teach adult learners in Latin America with LatinHire's flexible scheduling and focus on specialized subjects.

## Features:

- Focuses on flexible scheduling, allowing teachers to balance teaching with other commitments.
- Offers opportunities to teach specialized subjects alongside English, including test prep and academic support.

**Pay:** \$7–\$13 per hour.

**Focus:** Adults in Latin America.

## Why It Stands Out:

LatinHire offers cultural immersion and a steady stream of adult learners. Teachers can engage with motivated students while experiencing the vibrancy of Latin American cultures through their lessons.

**Website:** <https://www.latinhire.com>

## 8. Learnlight

Deliver corporate-focused lessons to professionals using Learnlight's blended learning approach and comprehensive teaching materials.

## Features:

- The blended learning approach combines self-paced modules with live classes.
- Corporate-focused lessons tailored to professional development goals.

**Pay:** \$12–\$25 per hour.

**Focus:** Business professionals seeking tailored language solutions.

## Why It Stands Out:

Learnlight's strong emphasis on professional learners and structured programs make it a top choice for teachers who enjoy working with business-oriented students. Its focus on practical workplace English ensures lessons are highly impactful.

**Website:** <https://www.learnlight.com>

## 9. Open English

Teach group and private lessons to adults in Latin America, emphasizing conversational skills in a dynamic learning environment.

## Features:

- Provides interactive group and private lessons with a focus on real-life conversational skills.
- Targets Latin American adults, offering classes at various times to suit different schedules.

**Pay:** \$7–\$13 per hour.

**Focus:** Adults across Latin America seeking to improve conversational and professional English skills.

**Why It Stands Out:**

Open English is well-regarded in the Latin American market, making it a reliable choice for teachers passionate about empowering learners in this region.

**Website:** <https://www.openenglish.com>

## 10. Englishhunt

Provide focused, short lessons to business professionals in Korea and Japan, ideal for teachers targeting corporate learners.

**Features:**

- Specializes in short, focused lessons (10–20 minutes) designed for busy professionals.
- Emphasizes Business English and workplace communication.

**Pay:** \$10–\$16 per hour.

**Focus:** Korean and Japanese business professionals.

**Why It Stands Out:**

Englishhunt's brief, impactful sessions are perfect for teachers looking to deliver high-quality lessons in a shorter time frame. Its focus on professional learners ensures meaningful engagement and measurable progress.

**Website:** <http://www.englishhunt.com>

## Advantages of OTPs

For teachers, OTPs provide a straightforward pathway to begin or expand their online teaching career.

Here are the key benefits:

### Ease of Entry:

- **No Marketing Needed:** OTPs handle student acquisition, allowing teachers to focus on teaching rather than building their client base.
- **Beginner-Friendly:** Platforms often accept teachers with minimal experience as long as they meet basic qualifications, such as a bachelor's degree and TEFL certification.

## Ready-Made Resources:

- **Pre-Designed Curriculum:** Teachers don't need to spend hours planning lessons, as the platform provides materials.
- **Time-Saving:** Focus on delivery rather than preparation, ensuring efficiency.

## Stable Income:

- **Hourly Rates:** Teachers receive consistent pay based on completed lessons, providing predictable earnings.
- **Incentives:** Many platforms offer performance-based bonuses and incentives, such as attendance rewards or student feedback ratings

## Training and Support:

- **Professional Development:** Platforms frequently offer teacher training, feedback sessions, and ongoing resources to enhance skills.
- **Technical Assistance:** Reliable tech support ensures smooth operations during lessons.

## Challenges of OTPs

Despite their advantages, teaching on OTPs comes with unique challenges that teachers should be prepared for:

### Limited Creative Freedom:

- **Strict Guidelines:** Teachers must follow the platform's curriculum, leaving little room for customization.
- **Adherence to Standards:** Deviating from the lesson plan can lead to penalties or lower ratings.

### Rigid Schedules:

- **Time Zone Constraints:** Peak teaching hours are often based on the student's time zone, requiring teacher flexibility.
- **Penalties for Cancellations:** Cancelling or rescheduling lessons may lead to financial penalties or account suspension.

## Rates and Fees:

- **Hourly Rate Caps:** OTPs generally offer fixed pay rates, which can limit income growth and flexibility compared to freelancing or running your own teaching business.
- **Lack of Negotiation Power:** Teachers often cannot negotiate rates, meaning their earnings are predetermined regardless of experience or performance.

## Job Stability:

- **Platform Policies:** Changes in platform guidelines or market conditions (e.g., geopolitical restrictions) can impact teacher opportunities.
- **Competition:** The large pool of teachers on popular platforms can make it challenging to secure consistent bookings.

## Tips for Success on OTPs

To thrive on OTPs, teachers must approach the role with professionalism and adaptability. Here are practical tips to help you excel:

### 1. Optimize Your Profile:

- **Professional Photo:** Use a friendly, well-lit headshot that conveys approachability.
- **Compelling Bio:** Highlight your qualifications, teaching experience, and any unique skills (e.g., experience with young learners or business English).

### 2. Focus on Student Engagement:

- **Interactive Lessons:** Use props, visuals, and gestures to keep younger students engaged.
- **Personalized Approach:** Show genuine interest in your students' progress by tailoring lessons to their needs and goals.

### 3. Stay Flexible:

- **Adapt to Schedules:** Be open to teaching during peak hours, even if it means unconventional working times.
- **Handle Challenges Gracefully:** Prepare for last-minute schedule changes or technical issues without letting them affect your professionalism.

## 4. Build Relationships

- **Connect with Students:** Engage with students by asking about their interests and using relevant examples in lessons.
- **Maintain Communication:** Send follow-up notes or encouragement to build rapport and ensure student retention.

## 5. Invest in Professional Development

- **Continuous Learning:** Attend platform webinars or workshops to refine your skills.
- **Leverage Feedback:** Use student reviews to identify areas for improvement and adapt your teaching methods accordingly.

## Final Thoughts

Online Teaching Platforms are an ideal starting point for new teachers, offering structure, support, and access to a global student base. While challenges like rigid schedules exist, OTPs provide valuable experience and opportunities for professional growth. Whether you stick with OTPs or transition to freelancing or entrepreneurship, the skills you gain here will be a solid foundation for a thriving online teaching career.



# Chapter 9: Online Teaching Marketplaces (OTMs)

Online Teaching Marketplaces (OTMs) have reshaped the way educators connect with students, offering unparalleled flexibility and autonomy. Unlike Online Teaching Platforms (OTPs), which handle scheduling and curriculum, OTMs empower teachers to take full control of their teaching careers. They provide a virtual marketplace where teachers can showcase their skills, attract students, and customize their teaching approach.



For educators who value independence and the ability to set their own rates, schedules, and teaching styles, OTMs present an exciting and lucrative opportunity. Let's explore how OTMs work, their benefits and challenges, and actionable strategies for success.

## What Are OTMs?

An Online Teaching Marketplace is like a digital storefront for educators. Teachers create a profile highlighting their qualifications, teaching style, and areas of expertise. Students then browse these profiles, select a teacher who meets their needs, and book lessons directly.

OTMs differ from OTPs in that they act as facilitators rather than employers. While this provides greater freedom, it also requires more effort from teachers to market themselves and manage their schedules.

## How OTMs Work

Online Teaching Marketplaces connect teachers with students by enabling profile creation, student-driven lesson bookings, commission-based payments, and flexible teaching sessions through built-in or external tools like Zoom.

1. **Profile Creation:** Teachers set up a profile, including a bio, certifications, a demo video, and availability.
2. **Student Selection:** Students browse profiles and book lessons based on their preferences, such as teaching style, rates, and language needs.
3. **Payment Process:** Payments are handled through the platform, which deducts a commission fee before disbursing earnings to teachers.
4. **Teaching Sessions:** Lessons are delivered through the platform's built-in tools or via third-party apps like Zoom or Skype.

## Popular OTMs

Here is a list highlighting some of the most prominent OTMs to help you get started. While not exhaustive, it provides a strong foundation. My next guide will include a more detailed guide, including additional OTMs and strategies for success.

# Teaching Without Borders

## 1. italki

Offer personalized one-on-one language lessons to a global student base, with complete control over your rates and schedule.

**Focus:** One-on-one language lessons.

**Why It Stands Out:** Connects students globally with language tutors for customized lessons.

**Features:**

- **Self-Set Rates:** Teachers decide their hourly rates.
- **Flexible Scheduling:** Teachers manage their own schedules, providing flexibility.
- **Diverse Languages:** Supports over 150 languages, creating vast opportunities for multilingual tutors.

**Teacher Benefits:**

- Reach a global student base.
- No mandatory minimum teaching hours.
- Opportunity to teach as a Professional Teacher (certified) or Community Tutor.

**Additional Info:** Ideal for personalized teaching and building long-term student relationships.

**Website:** <https://www.italki.com>

## 2. Amazing Talker

Cater to niche markets like test prep and business English, creating customized packages to attract dedicated students.

**Focus:** Niche instruction, including test prep and Business English.

**Why It Stands Out:** Encourages specialization, enabling teachers to carve out a niche.

**Features:**

- **Customizable Lessons:** Tailored learning experiences for individual students.
- **Diverse Subjects:** Offers teaching opportunities in languages, K-12 academics, and professional skills.
- **Flexible Work:** Teachers set their schedules and rates.

**Teacher Benefits:**

- Opportunities to build expertise in specialized areas.
- Access to an international student base.
- Freedom to manage packages and teaching approach.

**Website:** <https://www.amazingtalker.com>

## 3. Preply

Expand your student base using Preply's marketing tools, offering flexibility and a focus on personalized learning.

**Focus:** Personalized learning across various subjects.

**Why It Stands Out:** Offers tools to help teachers grow their business.

**Features:**

- **Global Access:** Students from over 180 countries.
- **Marketing Tools:** Support for teachers to attract and retain students.
- **Interactive Classroom:** Includes video chat, screen sharing, and resources.

**Teacher Benefits:**

- Flexible scheduling without minimum commitments.
- Commission rate decreases as teaching hours increase.
- Ability to teach additional skills or prepare students for certifications.

**Website:** <https://preply.com>

## 4. Allschool

An innovative OTM that empowers teachers to design and deliver their own lessons for kids worldwide, covering diverse topics beyond traditional English teaching.

**Focus:** Kids aged 3–18 across a wide range of subjects, including English, math, science, and more.

**Why It Stands Out:** Offers creative freedom for teachers to develop their own courses while reaching a global audience of young learners.

**Features:**

- **Teachers:** create and market their own courses using interactive tools and the Allschool platform.
- **Lessons can:** include videos, quizzes, and engaging activities.

**Teacher Benefits:**

- **Creative Freedom:** Design and market your own courses, tailoring content to meet student needs and showcase your expertise.
- **High Earnings Potential:** Retain up to 85% of class fees, maximizing your income.
- **Global Reach:** Connect with students worldwide, expanding opportunities for cultural exchange and professional growth.

**Website:** <https://allschool.com>

## 5. Verbling

Teach languages through a user-friendly interface with integrated video conferencing tools, streamlining the teaching experience.

**Focus:** Comprehensive language instruction.

**Why It Stands Out:** Offers complete autonomy for tutors to set rates and schedules.

**Features:**

- **User-Friendly Interface:** Includes integrated video chat and resource sharing.
- **Diverse Student Base:** Students range from beginners to professionals.
- **Flexible Model:** Tutors can update availability easily.

**Teacher Benefits:**

- No mandatory hours, making it suitable for freelancers.
- Opportunity to establish a personal brand.
- Access to students worldwide.

**Website:** <https://www.verbling.com>

## 6. SkimaTalk

Focus exclusively on English instruction, offering flexible schedules and rates for teachers worldwide.

**Focus:** Conversational English with an emphasis on practical use.

**Why It Stands Out:** Exclusively for native English-speaking tutors.

**Features:**

- **Simplified Platform:** Operates via Skype for direct communication.
- **Flexible Rates:** Teachers adjust their prices as they gain reviews.
- **Short Sessions:** 25-minute lessons for focused learning.

**Teacher Benefits:**

- Ideal for part-time work.
- Opportunity to specialize in Business English or test prep.
- Build a strong profile with positive student reviews.

**Website:** <https://www.skimataalk.com>

## 7. Verbalplanet

Specialize in personalized one-on-one tutoring with detailed performance tracking for professional growth.

**Focus:** Personalized language tutoring.

**Why It Stands Out:** Emphasizes progress tracking for students and teachers.

**Features:**

- **Detailed Profiles:** Teachers showcase their expertise and rates.
- **Flexible Teaching:** Teachers choose hours without commitments.
- **Interactive Lessons:** Skype-based classes for real-time communication.

**Teacher Benefits:**

- Keep 100% of your set rates—no commission deducted.
- Work with students from various cultural and professional backgrounds.
- Cater to students preparing for certifications like IELTS or TOEFL.’

**Website:** <https://www.verbalplanet.com>

## 8. Superprof

Expand your teaching beyond ESL, offering lessons in a variety of subjects to a global audience.

**Focus:** Broad subject teaching, including ESL.

**Why It Stands Out:** Offers exposure to a wide range of students globally.

**Features:**

- **Versatility:** Supports teaching in languages, academics, and creative fields.
- **Teacher Autonomy:** Tutors set their rates and manage their schedules.
- **Multi-Language Support:** Open to teachers proficient in several languages.

**Teacher Benefits:**

- Build a broad teaching portfolio.
- Access students in various niches.
- Expand beyond language instruction into other fields.

**Website:** <https://www.superprof.com>

## 9. WeSpeke

Connect with learners worldwide for informal, conversational lessons while fostering cultural exchange and improving language fluency through a unique, engaging platform.

**Focus:** Informal and conversational language learning for students of all ages.

**Why It Stands Out:** WeSpeke emphasizes cultural exchange alongside language learning, creating a unique and engaging learning experience that goes beyond traditional teaching.

**Features:**

- **Language Exchange:** Facilitates real-time interactions with learners from diverse cultural backgrounds.
- **Customizable Profiles:** Teachers can showcase their expertise and interests to attract the right students.
- **Flexible Scheduling:** Teachers and students can coordinate sessions at mutually convenient times.

**Teacher Benefits:**

- **Global Reach:** Connect with students from around the world for meaningful language exchange.
- **Flexibility:** Set your availability and customize lesson formats to suit your teaching style.
- **Cultural Engagement:** Enjoy the opportunity to learn about different cultures while teaching.

**Website:** <https://www.wespeke.com>

## 10. Classgap

Empower your teaching business by offering personalized lessons across various subjects to a global student base through a flexible and user-friendly platform.

**Focus:** One-on-one tutoring across various disciplines.

**Why It Stands Out:** Provides a comprehensive virtual classroom with advanced tools.

**Features:**

- **Diverse Subjects:** Teaches beyond languages, including academic and professional topics.
- **Interactive Tools:** Whiteboards, document sharing, and live video conferencing.
- **Flexible Scheduling:** Tutors manage their calendars.

**Teacher Benefits:**

- Opportunities to teach specialized subjects.
- Connect with students worldwide.
- Tools to enhance lesson delivery and engagement.

**Website:** <https://www.classgap.com>

# Teaching Without Borders

*These OTMs offer teachers flexibility, control, and global reach, providing a perfect platform to tailor your teaching style and build a sustainable career.*

## Which OTM is Best for Me?

Choosing the right Online Teaching Marketplace (OTM) depends on your goals, teaching preferences, and areas of expertise. Each platform offers unique features, so understanding what aligns best with your needs will help you make an informed decision. Here's a breakdown to guide your choice:

### 1. Consider Your Experience Level

- **For Beginners:** Platforms like SkimaTalk or Preply are excellent for new teachers. They focus on conversational practice and allow tutors to set their own rates and schedules, making them accessible without extensive teaching experience or lesson planning.
- **For Experienced Teachers:** If you have a TEFL certification and specialize in a niche like Business English or test preparation, platforms like Amazing Talker or Verbalplanet are ideal. They cater to specialized teaching, enabling you to leverage your expertise effectively.

### 2. Match Your Expertise to the Platform's Focus

- **Language Specialists:** If you want to teach multiple languages or focus solely on EFL/ESL, platforms like italki and Verbling are perfect for connecting with language learners.
- **Professional or Test Prep Tutors:** Platforms like Preply or Amazing Talker are tailored for test preparation, Business English, and specialized instruction.
- **Cultural Enthusiasts:** If you enjoy informal conversations and cultural exchange, consider WeSpeke or italki.

### 3. Evaluate Your Schedule and Availability

- **Flexible Scheduling:** If you need flexibility and control over your teaching hours, platforms like Preply or Superprof allow you to set your availability.
- **Fixed Hours:** For those who prefer structure, Verbalplanet offers set schedules with consistent bookings.

## 4. Determine Your Earning Potential

- **High Earning Potential:** Platforms like Amazing Talker and Verbal Planet allow you to set higher rates and offer packages for steady income.
- **Instant Income:** For quick, casual lessons that pay reliably, consider Preply, which provides immediate access to a large global pool of students.

## 5. Assess Your Comfort with Self-Promotion

- **Minimal Marketing Required:** Platforms like italki and Verbling handle much of the marketing, attracting students to you.
- **For Independent Marketers:** If you enjoy promoting yourself on social media or creating compelling profiles, Preply and Superprof provide the freedom to stand out.

## Final Tip

Choosing the right OTM depends on balancing your skills, goals, and preferences with what each platform offers. Explore multiple options and prioritize the platform that resonates most with your teaching style and career aspirations. Remember, this list provides a starting point—your ideal match may evolve as your experience and expertise grow.

# Advantages of OTMs

Online Teaching Marketplaces offer unparalleled flexibility, earning potential, and creative freedom, allowing you to connect with a global student base and tailor your teaching to diverse learner needs.

## 1. Flexibility

- **Set Your Schedule:** Teachers have complete control over their availability, making it easy to balance teaching with other commitments.
- **Full-Time or Part-Time:** Choose whether to teach as a side hustle or a full-time career.

## 2. Higher Earnings Potential

- **Set Your Rates:** Teachers can determine their pricing, which can be adjusted based on expertise or demand.
- **Package Deals:** Offering discounted bundles encourages repeat bookings and increases income stability.

## 3. Freedom to Innovate

- **Customize Lessons:** Teachers design their own materials, adapting to each student's unique needs and learning style.
- **Teaching Styles:** Experiment with innovative methods, from gamified lessons to immersive conversational practice.

## 4. Diverse Student Base

- **Global Reach:** Connect with learners from different cultural, professional, and linguistic backgrounds.
- **Wide Age Range:** Teach students of all ages, from children to professionals seeking to refine their skills.

## Challenges of OTMs

While Online Teaching Marketplaces provide flexibility, they also require self-promotion, navigating competition, and managing income fluctuations. Success depends on strategic marketing, consistent effort, and adapting to platform fees and student demand.

### 1. High Competition

- **Crowded Market:** Standing out among thousands of profiles can be challenging, especially for new teachers.
- **Solution:** Build a compelling profile that highlights your unique skills and certifications.

### 2. Self-Promotion

- **Marketing Your Skills:** Success often depends on your ability to market yourself effectively through social media, student reviews, and trial lessons.
- **Solution:** Treat your profile like a personal brand, focusing on niche offerings to attract specific audiences.

### 3. Income Fluctuations

- **Variable Earnings:** Student demand and platform visibility can lead to irregular income.
- **Solution:** Offer package deals or subscription models to encourage steady bookings.

## 4. Platform Fees

- **Commission Deductions:** Platforms typically charge 15%–30%, reducing your overall earnings.
- **Solution:** Set competitive rates that account for these deductions while remaining attractive to students.

## Tips for Success on OTMs

Maximize your impact on Online Teaching Marketplaces by creating an engaging profile, leveraging student reviews and social media, and offering tailored trial lessons to attract and retain learners.

### 1. Create an Engaging Profile

- **Professional Photo:** Use a high-quality, friendly photo to make a positive first impression.
- **Compelling Bio:** Highlight your expertise, certifications, and teaching style concisely and engagingly.
- **Demo Video:** Showcase your personality and teaching approach with a short, polished video.

### 2. Encourage Student Reviews

- **Why It Matters:** Positive feedback improves your ranking and attracts more students.
- **How to Do It:** Follow up after lessons to ensure satisfaction and ask students to leave reviews.

### 3. Leverage Social Media

- **Promote Your Services:** Use platforms like LinkedIn, Instagram, or Facebook to reach a wider audience.
- **Engage with Students:** Share tips, resources, and success stories to build trust and visibility.

### 4. Offer Trial Lessons

- **Low-Cost Introductions:** Trial lessons help students experience your teaching style, increasing the likelihood of long-term bookings.
- **Tailor to Needs:** Use the trial lesson to understand the student's goals and demonstrate your ability to meet them.

## Final Thoughts

Online Teaching Marketplaces are a game-changer for educators who value independence and flexibility. While they require more effort in marketing and self-promotion, the rewards—control over your rates, schedules, and teaching methods—are well worth it.

OTMs empower teachers to design careers that fit their lifestyles while offering global reach and professional growth opportunities. You can thrive in this dynamic space by crafting an engaging profile, leveraging reviews, and continually refining your skills.

Remember, OTMs are just one pathway in the world of online teaching. Whether you use them as a stepping stone to freelancing or a long-term platform, the experience and connections you build will be invaluable to your journey.

To recap, the main differences between OTPs and OTMs are as follows:

## Key Differences Between OTPs and OTMs

### 1. Business Model

- **OTP (Online Teaching Platform):**

Operates as a managed service, providing teachers with a structured curriculum, pre-prepared materials, and a proprietary teaching ecosystem.

**Examples:** VIPKid, EF Education First, and Cambly.

- **OTM (Online Teaching Marketplace):**

Functions as a marketplace where teachers create profiles, set their own rates, and often need to develop their own lesson materials.

**Examples:** Preply, italki, and Amazing Talker.

### 2. Teacher Responsibilities

- **OTP:**

Teachers primarily deliver lessons using provided materials and follow the platform's curriculum, reducing prep time.

**Focus:** Teaching only.

- **OTM:**

Teachers are responsible for lesson preparation, marketing their services, and managing their schedules. This requires more time and effort but offers more control.

**Focus:** Teaching and business management.

## 3. Earnings and Pay Structure

- **OTP:**

Pay is usually fixed per hour or class, with rates set by the platform. This can limit income growth opportunities.

**Example:** \$12–\$22 per hour (standard).

- **OTM:**

Teachers set their own rates, and income potential depends on demand, student reviews, and teaching quality. However, OTMs deduct commission from earnings.

**Example:** 15%–30% commission on bookings.

## 4. Flexibility

- **OTP:**

Provides structured schedules with students assigned by the platform. Teachers have limited flexibility in setting working hours.

- **OTM:**

Offers complete flexibility. Teachers control their schedule and client base, making it ideal for those wanting more autonomy.

## 5. Technology and Tools

- **OTP:**

Includes a proprietary virtual classroom with integrated tools like whiteboards, lesson tracking, and video conferencing. Teachers use only the platform's systems.

- **OTM:**

Teachers use third-party tools (e.g., Zoom, Google Meet) and often need to invest in software to support their lessons.

## 6. Student Acquisition

- **OTP:**

Students are assigned or scheduled by the platform, requiring no marketing effort by teachers.

- **OTM:**

Teachers are responsible for attracting students through profile optimization, reviews, and promotional efforts.

## 7. Target Audience

- **OTP:**  
Often focuses on a specific demographic, such as young learners (e.g., VIPKid) or business professionals (e.g., Bizmates).
- **OTM:**  
Caters to a broader audience, including young learners, adults, and niche markets, depending on the teacher's expertise.

## 8. Teacher Selection Process

- **OTP:**  
Typically has a competitive hiring process with rigorous screening, including interviews, teaching demos, and certifications.
- **OTM:**  
Allows teachers to join with minimal requirements in some cases, relying on student reviews to maintain quality standards.

## 9. Career Development

- **OTP:**  
Offers limited room for growth beyond teaching. Pay and career advancement opportunities are capped.
- **OTM:**  
Allows teachers to build a brand, explore niches, and potentially expand into their own business (OTB).

## Blurring the Lines: Hybrid Platforms in Online Teaching

In the dynamic world of online teaching, the lines between Online Teaching Platforms (OTPs) and Online Teaching Marketplaces (OTMs) are not always clear-cut. Many platforms blend traits from both categories, creating hybrids that combine the structured curricula and built-in tools of OTPs with the autonomy and self-promotion opportunities of OTMs. For example, some OTPs may allow teachers to customize lessons or set flexible schedules, while certain OTMs provide pre-designed resources and administrative support. Understanding these nuances is vital for teachers as it allows them to choose platforms that align with their professional goals, teaching style, and preferred level of control.

# Teaching Without Borders

## Examples of hybrid platforms include:

1. **Amazing Talker** (OTM with OTP Traits): While primarily an OTM where teachers set their own rates and schedules, Amazing Talker offers structured support with tools like a student progress tracker and lesson templates, blending some OTP-like features.
2. **Verbling** (OTM with OTP Traits): Though it operates as an OTM by allowing teachers to set their own rates and availability, Verbling provides an integrated video conferencing tool and payment processing, reducing the administrative burden often associated with OTMs.
3. **Skyeng** (OTP with OTM Traits): As an OTP, Skyeng delivers a structured curriculum and a built-in interactive platform for lessons. However, it incorporates OTM-like features by offering teachers searchable profiles, enabling students to choose their preferred teacher and schedule.
4. **Classgap** (OTM with OTP Traits): Classgap gives teachers the freedom to set rates and schedules like an OTM but includes a proprietary virtual classroom with features like whiteboards and file sharing, typically seen in OTPs.
5. **Learnlight** (OTP with OTM Traits): While it focuses on delivering structured corporate training programs, Learnlight incorporates flexibility for teachers in terms of scheduling and adapting lessons to the client's specific needs, blending elements of both models.



## Chapter 10: Online Teaching Businesses (OTBs)

Imagine running your own teaching business where you're not just an educator but also a creator, marketer, and entrepreneur. An Online Teaching Business (OTB) offers unparalleled freedom and earning potential by allowing you to control every aspect of your teaching career.

Unlike Online Teaching Platforms (OTPs) or Marketplaces (OTMs), an OTB puts you in the driver's seat, empowering you to build a unique brand and cultivate direct relationships with your students.



This chapter explores the workings of OTBs, their advantages and challenges, and practical strategies for building a thriving business.

## What Are OTBs?

An Online Teaching Business is a fully independent venture in which teachers take on the roles of both educator and entrepreneur and essentially become 'Teacherpreneurs'. You are responsible for designing your curriculum, marketing your services, setting pricing, and managing all operational tasks.

OTBs are ideal for educators who want total control over their teaching methods, schedules, and income. While launching an OTB requires effort and planning, the rewards of owning your teaching business—such as unlimited earning potential and creative freedom—are well worth it.



## How OTBs Work

Running an OTB involves several key steps to attract students and deliver lessons effectively:

### 1. Set Up Your Online Presence

- Create a website or use social media platforms like Instagram, Facebook, or LinkedIn to showcase your services and attract potential students.
- Include essential information such as your teaching philosophy, niche expertise, and contact options.



### 2. Control Pricing and Scheduling

- Set your own rates based on the value you offer, and structure your schedule to suit your availability and lifestyle.
- Offer a variety of options, such as one-on-one lessons, group classes, or subscription models.



## 3. Prepare Lesson Materials and Resources

- **Develop Custom Lesson Plans and Materials:** Design lessons tailored to your students' needs and learning goals. Use tools like Canva for creating visually appealing materials and Google Slides for dynamic presentations.
- **Leverage Ready-Made Resources:** Save time by subscribing to platforms like Off2Class, Ellii (formerly ESL Library), or BusyTeacher, which provide high-quality pre-made lesson plans and activities suitable for various teaching niches.



## 4. Lesson Delivery

- Conduct lessons through video conferencing tools like Zoom, Microsoft Teams, or Google Meet.
- Use tools like Canva for visuals, Quizlet for interactive activities, and Google Drive for resource sharing.



## 5. Collect Payments

- Use secure payment platforms like PayPal, Stripe, or Wise to handle transactions directly.
- Automate invoices and payment reminders to save time on administrative tasks.



# Advantages of OTBs

Operating an OTB offers significant benefits that make it an attractive option for entrepreneurial educators:

## 1. Unlimited Earning Potential

- **No Commission Fees:** Unlike OTPs and OTMs, you retain 100% of your earnings, as there are no platform fees.
- **Scalability:** Expand your offerings with group classes, workshops, recorded courses, or e-books to increase your income.

## 2. Full Creative Control

- **Tailored Curriculum:** Design lessons that align with your teaching philosophy, adapt to your students' needs, and reflect your unique style.
- **Flexibility:** Experiment with innovative teaching methods and resources without platform-imposed restrictions.

## 3. Personal Branding

- **Distinct Identity:** Build a recognizable brand that reflects your values and expertise, helping you attract loyal clients.
- **Connection:** Cultivate long-term relationships with students by offering a personalized experience.

## 4. Diversified Offerings

- **Multiple Income Streams:** Create supplementary products like online courses, webinars, or teaching materials to complement your lessons.
- **Niche Services:** Focus on specific areas like IELTS preparation, Business English, or conversational skills to stand out in the market.

# Challenges of OTBs

While the benefits of running an OTB are significant, there are also challenges to consider:

## 1. Initial Investment

- **Upfront Costs:** Building a professional website, investing in marketing tools, and purchasing teaching software require financial resources.
- **Solution:** Start small with affordable tools and scale up as your income grows.

## 2. Time-Intensive

- **Balancing Roles:** Managing teaching, marketing, and administrative tasks can be overwhelming.
- **Solution:** Use tools like Calendly for scheduling and Trello for task management to stay organized.

## 3. Marketing Expertise

- **Attracting Clients:** Success depends on your ability to market your services effectively.
- **Solution:** Develop a basic understanding of social media marketing, SEO, and email campaigns to reach your target audience.

## 4. Risk of Inconsistency

- **Income Fluctuations:** Student enrollment may vary, especially during holidays or off-peak seasons.
- **Solution:** Offer multiple income streams, such as workshops or digital products, to stabilize earnings.

## Tips for Success in OTBs

Building a successful Online Teaching Business (OTB) requires strategic planning, effective marketing, and a commitment to delivering exceptional service. These tips will help you stand out, attract loyal students, and maximize your earning potential.

### 1. Define Your Niche

- **Why It Matters:** Specializing in a niche allows you to attract students with specific goals, making you stand out in a crowded market.
- **How to Do It:** Focus on areas like business professionals, young learners, or test preparation. Highlight your expertise in these fields in your marketing materials.

### 2. Develop a Marketing Plan

- **Why It Matters:** A strong marketing strategy ensures visibility and consistent student inquiries.
- **How to Do It:** Use a mix of social media, email campaigns, and search engine optimization (SEO) to reach potential students. For example:
  - **Instagram:** Share teaching tips or student success stories.
  - **Email Campaigns:** Offer free resources like a sample lesson plan to build your email list.
  - **SEO:** Optimize your website with keywords like “business English tutor” to rank higher in search results.

### 3. Invest in Professional Tools

- **Why It Matters:** Quality tools make teaching and business operations more efficient.
- **How to Do It:**
  - Use *Canva* for creating professional visuals and marketing materials.
  - Schedule lessons and manage availability with *Calendly*.
  - Host online courses on platforms like *Teachable* or *Thinkific*.

## 4. Build Relationships

- **Why It Matters:** Satisfied students are likely to return for more lessons and recommend your services to others.
- **How to Do It:** Provide exceptional service, follow up on student progress, and offer incentives like discounts for referrals or package renewals.

## 5. Focus on Professional Development

- **Why It Matters:** Staying updated with industry trends and methodologies enhances your credibility and teaching quality.
- **How to Do It:** Attend webinars, enroll in advanced TEFL courses, or join professional networks to expand your skills and knowledge.

## Examples of Diversified Offerings

To maximize income and cater to a broader audience, consider adding the following to your OTB:

- **Recorded Courses:** Pre-record lessons on popular topics like Business English or Beginner Grammar and sell them as on-demand courses.
- **E-Books:** Write short guides or workbooks for specific student needs, such as IELTS preparation or conversation practice.
- **Workshops:** Host live workshops on niche topics like resume writing in English or interview preparation.
- **Membership Programs:** Offer monthly subscriptions for access to exclusive resources, group lessons, or private feedback sessions.

## Final Thoughts

Starting an Online Teaching Business is a rewarding journey that combines teaching with entrepreneurship. While it requires dedication and effort, the benefits of owning your teaching career—unlimited earning potential, creative freedom, and personal branding—are unmatched.

By defining your niche, investing in professional tools, and building meaningful relationships with students, you can create a thriving OTB that aligns with your goals and values. Remember, the journey may have its challenges, but with perseverance and a clear vision, you can build a successful, sustainable business that not only transforms your life but also impacts the lives of students worldwide.

## Comparative Overview: OTPs, OTMs, and OTBs

Choosing the right teaching pathway depends on your goals, preferences, and level of independence. Here's a comparison of Online Teaching Platforms (OTPs), Marketplaces (OTMs), and Businesses (OTBs) to help you decide.

### 1. Student Sourcing

- **OTPs:** Student sourcing is fully handled by the platform, ensuring a consistent stream of learners.
- **OTMs:** Teachers are responsible for attracting students, requiring effort in profile optimization and visibility.
- **OTBs:** Teachers must independently source students through marketing and networking efforts.

### 2. Lesson Planning

- **OTPs:** Lessons are pre-designed by the platform, leaving minimal room for adjustments.
- **OTMs:** Teachers have flexible control over lesson content and style.
- **OTBs:** Teachers have total creative freedom to design fully customized lessons tailored to their students' needs.

### 3. Income Stability

- **OTPs:** Earnings are predictable with set hourly rates and payment structures.
- **OTMs:** Income varies based on student bookings and demand.
- **OTBs:** Earnings have unlimited potential, depending on the teacher's ability to attract students, and to scale and diversify offerings.

### 4. Marketing Requirements

- **OTPs:** No marketing is required, as the platform manages student acquisition.
- **OTMs:** Moderate marketing effort is needed, including profile creation and student engagement.
- **OTBs:** High marketing demands, requiring teachers to actively promote their business through social media, SEO, and networking.

### 5. Creative Freedom

- **OTPs:** Creative freedom is limited, as teachers must follow platform guidelines and pre-set curricula.
- **OTMs:** Teachers enjoy moderate freedom to adapt lessons and teaching approaches.
- **OTBs:** Total creative control over lesson content, delivery methods, and business strategy.

## Making Your Decision

The world of online teaching offers diverse pathways to suit teachers at every stage of their careers. Whether you're just starting out or seeking to expand your reach and income potential, understanding the benefits of Online Teaching Platforms (OTPs), Marketplaces (OTMs), and Businesses (OTBs) will help you make an informed decision.

### 1. Beginner-Friendly Options

For those new to online teaching, **OTPs** are an excellent starting point. These platforms handle most of the logistics, such as student acquisition, scheduling, and lesson planning, allowing you to focus solely on teaching. By working within a structured environment, you'll gain confidence and develop essential teaching skills without the added pressure of self-promotion or marketing.

As you gain experience, transitioning to **OTMs** can provide more independence. These marketplaces allow you to set your own rates, customize lessons, and build direct relationships with students. While OTMs require some marketing effort, they also offer greater flexibility and control compared to OTPs.

### 2. Options for Experienced Teachers

If you're an experienced educator with a clear teaching philosophy, starting your own **Online Teaching Business (OTB)** is the next logical step. OTBs give you total creative freedom to design lessons, set pricing, and establish a unique brand. They also offer the highest earning potential, as you're not subject to platform commissions or fees.

For many teachers, combining multiple modes—such as teaching on an OTM while growing an OTB—provides the best of both worlds. This approach diversifies your income streams, reduces financial risk, and allows you to leverage different opportunities to suit your schedule and goals.

### 3. Aligning with Your Long-Term Goals

Your decision should align with your long-term aspirations. If your goal is financial stability, starting with OTPs or OTMs can provide a steady foundation while you build your reputation and skills. For those seeking entrepreneurship, launching an OTB can help you establish a sustainable, independent teaching career.

Remember, the journey doesn't have to follow a single path. Many successful online teachers use each mode strategically—starting with OTPs to gain experience, moving to OTMs for more independence, and eventually establishing their own OTB for maximum creative freedom and earnings. Whatever path you choose, each step will bring you closer to creating a fulfilling and impactful teaching career.

## Conclusion: Choosing Your Path in Online Teaching

The world of online EFL/ESL teaching is a dynamic and multifaceted field offering opportunities for every type of educator. Whether you prefer the structure and support of Online Teaching Platforms (OTPs), the autonomy of Online Teaching Marketplaces (OTMs), or the entrepreneurial freedom of running your own Online Teaching Business (OTB), there is a path that aligns with your skills, preferences, and career goals.

This section has provided an overview of each mode, highlighting the benefits, challenges, and essential tips to help you navigate these options. While OTPs are ideal for beginners seeking structure and immediate access to students, OTMs offer flexibility and creative freedom for those ready to take on self-promotion. For experienced educators looking to maximize earnings and build a personal brand, OTBs present an unmatched opportunity to shape your teaching career on your own terms.



However, this guide is just the beginning. If you're eager for deeper insights into how to land a paid online job with an OTP, establish yourself as a freelancer on an OTM, or start your own OTB as a teacherpreneur, you'll find some advice in both Part 4 of this book that includes some basic 'How-to-guides' as well as comprehensive advice in upcoming guides. These resources will delve into each mode with greater detail, offering actionable strategies to help you thrive.

Remember, the journey into online teaching is not a one-size-fits-all approach. You may start with OTPs to gain experience, transition to OTMs for independence, and eventually establish your OTB for complete control and scalability. Each step in this journey builds on the last, providing you with the tools, confidence, and expertise to create a fulfilling and impactful teaching career. Ultimately, the choice is yours, and the possibilities are endless. By embracing the mode that best suits your current situation and long-term aspirations, you're not just teaching—you're transforming lives, including your own.

# Part 4: How-to Guides



## Introduction: From Planning to Execution

Navigating the world of online teaching can feel overwhelming, but with the right approach, it becomes an exciting and rewarding journey. This section serves as your roadmap to mastering the three primary modes of online teaching: Online Teaching Platforms (OTPs), Online Teaching Marketplaces (OTMs), and Online Teaching Businesses (OTBs). Whether you're taking your first steps into the field, seeking more independence, or dreaming of launching your own teaching business, this guide offers practical, step-by-step instructions tailored to your goals.

With clear strategies and actionable tips, you'll learn how to excel in your chosen mode, overcome challenges, and build a thriving online teaching career. Let's turn your aspirations into a reality, one step at a time.

# Chapter 11: Securing a Position on Online Teaching Platforms (OTPs)



Starting your journey with Online Teaching Platforms (OTPs) is a smart choice for educators seeking structure, stability, and access to a global student base. OTPs handle the logistics, allowing you to focus on delivering engaging lessons. This chapter provides a step-by-step guide to choosing the right platform, meeting requirements, and excelling as an online teacher.

## Step 1: Research and Choose the Right Platform

Discover how to align your teaching aspirations with the ideal OTP by exploring platforms, understanding requirements, and setting clear goals.

### 1. Understand Your Goals

Before diving in, clarify what you want to achieve as an online teacher.

- Are you looking for a steady income with minimal lesson preparation? OTPs are perfect for this.
- Do you prefer teaching young learners, adults, or professionals? Select platforms that cater to your preferred demographic.

## 2. Explore Popular Platforms

Familiarize yourself with leading OTPs to find one that aligns with your goals and expertise. Some notable options include:

- **VIPKid:** Specializes in young learners with pre-designed lessons, offering a structured approach and flexibility.
- **Whales English:** Focuses on small-group lessons with young learners, offering interactive and high-quality curriculum materials.
- **EF Education First:** Serves a diverse global audience, providing structured lessons for students of all ages.
- **Learnlight:** Caters to adult learners and corporate professionals, offering tailored lessons focused on business English, professional skills, and cultural fluency.

## 3. Compare Requirements and Policies

Each platform has its unique criteria, so ensure you meet these general requirements:

- **Bachelor's Degree:** While not always subject-specific, it is a common prerequisite.
- **TEFL/TESOL Certification:** A 120-hour certification is standard, but additional qualifications like *CELTA* or *DELTA* can boost your prospects.
- **Language Proficiency:** Native or near-native English fluency is typically required.

Review additional factors like working hours, cancellation penalty policies, and how often payouts occur.

## Step 2: Prepare a Winning Application

Once you've chosen a platform, focus on crafting an application that sets you apart.

### 1. Create a Professional Resume

Your resume should highlight the qualifications and skills OTPs value:

- Emphasize your teaching experience, including any online teaching roles.
- Include your certifications, such as TEFL/TESOL, and any relevant academic degrees.
- Showcase soft skills like communication, adaptability, and cross-cultural understanding.

## 2. Craft a Compelling Cover Letter

Personalize your cover letter for each platform:

- Highlight your enthusiasm for teaching and ability to connect with diverse learners.
- Showcase how your experience aligns with the platform's target audience and teaching style.
- Demonstrate an understanding of the platform's values and mission.

## 3. Record an Engaging Demo Video

A demo video is your opportunity to make a strong first impression:

- **Length:** Keep it under two minutes.
- **Content:** Introduce yourself, outline your teaching philosophy, and demonstrate an engaging teaching approach.
- **Tips:**
  - Use props like flashcards for younger students.
  - Speak clearly, maintain a friendly tone, and use gestures to convey enthusiasm.

## Step 3: Master the Interview Process

Securing a position often involves an interview or demo lesson.

### 1. Understand the Platform's Teaching Style

Research the platform's methodology and adapt your teaching style accordingly:

- Review any sample lessons provided by the platform.
- Watch tutorials or webinars from current teachers to understand expectations.

### 2. Prepare for Common Interview Questions

Platforms may ask questions to assess your problem-solving skills and teaching adaptability:

- "How would you handle a disruptive student?"
- "Can you describe a time when you adjusted your teaching to meet a student's needs?"

## 3. Ensure Technical Readiness

Create a professional setup for your interview or demo:

- Test your webcam, microphone, and internet connection in advance.
- Set up a well-lit, clean teaching space free from distractions.

## Step 4: Onboarding and Training

After securing a position, you'll need to complete the platform's onboarding process.

### 1. Complete Orientation

Many platforms provide training modules or mock classes to prepare you for teaching:

- Attend all sessions to familiarize yourself with platform tools and policies.
- Take notes on teaching techniques or lesson delivery tips.

### 2. Set Up Your Schedule

Understand the peak teaching hours for your platform's target market:

- Platforms targeting Chinese students may have peak hours in the early morning or late evening, depending on your location.
- Stay flexible to accommodate high-demand periods, especially weekends.

### 3. Familiarize Yourself with the Curriculum

Spend time reviewing the platform's lesson plans and materials:

- Practice delivering lessons using the platform's tools, such as virtual whiteboards and interactive features.
- Identify ways to personalize lessons while adhering to the curriculum.

## Step 5: Maximize Earnings and Opportunities

To build a sustainable career on OTPs, focus on strategies that increase your income and professional growth.

### 1. Understand Payment Structures

- Platforms typically pay hourly, with rates influenced by factors like experience, student feedback, and performance.
- Look out for bonuses or incentives, such as rewards for perfect attendance or high student ratings.

### 2. Leverage Peak Hours

- Teach during peak times, often aligned with the student's local time zone, to maximize bookings.
- Be open to working weekends or evenings, which are often in high demand.

### 3. Pursue Professional Development

- Attend platform-hosted webinars and workshops to stay updated on teaching trends.
- Consider earning additional certifications to qualify for specialized roles, such as teaching business English or exam preparation.

## Advantages of Teaching on OTPs

Teaching on OTPs offers several benefits that make it an attractive option for educators:

- **Structured Environment:** Platforms handle student acquisition, curriculum design, and administrative tasks.
- **Beginner-Friendly:** Many OTPs provide training and support, making them ideal for new teachers.
- **Global Reach:** Connect with students worldwide, gaining cultural insights and expanding your professional network.
- **Consistent Income:** Hourly pay provides financial stability, and some platforms offer bonuses for exceptional performance.

## Challenges of Teaching on OTPs

While OTPs are convenient, they also come with challenges:

- **Limited Creative Freedom:** Strict adherence to the platform's curriculum may restrict your ability to innovate.
- **Time Zone Constraints:** Peak hours may require working early mornings or late nights, depending on the platform's target market.
- **Dependency on Platform Policies:** Changes in guidelines or market conditions can affect job stability.

## Tips for Thriving on OTPs

To excel on OTPs, focus on these strategies:

### Engage Your Students

- Use interactive activities and personalized examples to keep lessons dynamic.
- Build rapport by showing genuine interest in your students' goals and progress.

### Stay Organized

- Track lesson schedules, student progress, and feedback to maintain professionalism.
- Prepare materials in advance to ensure smooth lesson delivery.

### Seek Feedback and Grow

- Encourage students or parents to leave reviews to enhance your visibility.
- Act on constructive feedback to refine your teaching methods.

Teaching on OTPs is an excellent way to gain experience and build confidence. The skills and connections you develop can serve as a foundation for transitioning to other online teaching modes, such as OTMs or OTBs. Whether you continue teaching on OTPs or explore new pathways, the opportunities in this dynamic field are vast.

## Exploring Job Openings on OTPs

When the OTP you're targeting isn't hiring, or you're open to exploring other options, knowing where to look for job openings can be a game-changer. Many Online Teaching Platforms (OTPs) advertise their vacancies on specialized websites, forums, or job boards dedicated to ESL/EFL teaching. This section will guide you on where and how to find OTP job listings to increase your chances of landing the perfect position.

### Where to Look for OTP Job Openings

#### 1. TEFL.com

- TEFL.com is one of the leading platforms for teaching job listings worldwide, including online teaching opportunities. OTPs frequently post openings for teachers with various levels of experience, from entry-level to advanced positions.
- **Benefits:** Comprehensive search filters, including online teaching roles, specific qualifications, and regional preferences.

#### 2. EFL/ESL Job Boards

- Explore top ESL/EFL job boards to find teaching opportunities worldwide, from online roles to in-class positions across various countries.
- **Here is a list of some prominent job boards in the EFL/ESL community:**
  - **Teach Away**
    - **Focus:** International teaching jobs, including ESL/EFL and online teaching roles.
    - **Features:** Offers both OTP and in-person teaching opportunities with detailed job descriptions and application guidance.
    - **Website:** [teachaway.com](https://www.teachaway.com)
  - **Dave's ESL Cafe**
    - **Focus:** A long-established platform for ESL teaching jobs worldwide.
    - **Features:** Includes a forum, resources, and job boards for various countries.
    - **Website:** [eslcafe.com](https://www.eslcafe.com)

# Teaching Without Borders

- **ESL Authority**
  - **Focus:** ESL teaching jobs abroad and online, including helpful resources for aspiring teachers.
  - **Features:** Job boards, application tips, and reviews of popular teaching programs.
  - **Website:** [eslauthority.com](https://eslauthority.com)
  
- **Go Overseas**
  - **Focus:** Teaching opportunities abroad and online.
  - **Features:** Includes reviews of teaching programs and insight into living abroad.
  - **Website:** [gooverseas.com](https://gooverseas.com)
  
- **ESL Jobs World**
  - **Focus:** International ESL teaching jobs and private tutoring roles.
  - **Features:** Job listings sorted by country, type, and qualifications.
  - **Website:** [esljobsworld.com](https://esljobsworld.com)
  
- **TEFL Org Jobs Centre**
  - **Focus:** Exclusively for TEFL-certified teachers, offering online and in-person jobs.
  - **Features:** Regular updates and opportunities to apply directly.
  - **Website:** [tefl.org](https://tefl.org)
  
- **TESOL Career Center**
  - **Focus:** Jobs for TESOL professionals, including ESL/EFL and academic positions.
  - **Features:** Specialized postings for certified teachers and academics.
  - **Website:** [tesol.org](https://tesol.org)
  
- **Indeed**
  - **Focus:** General job platform, including ESL and online teaching roles.
  - **Features:** Flexible search filters for location, salary, and remote opportunities.
  - **Website:** [indeed.com](https://indeed.com)

- **Jooble**

- **Focus:** Aggregates teaching job postings from multiple sources, including ESL/EFL roles.
- **Features:** Search by keyword, country, or type of position.
- **Website:** [jooble.org](https://www.jooble.org)

- **OETJobs**

- **Focus:** Online ESL and teaching jobs, with company reviews and pay details.
- **Features:** Filters for hours, rates, and requirements.
- **Website:** [oetjobs.com](https://www.oetjobs.com)

- These platforms offer a variety of opportunities for teaching online or abroad, making them invaluable resources for ESL/EFL professionals.
- These sites allow you to browse by teaching category, location, or online-specific roles.
- **Benefits:** Constantly updated with fresh postings, covering various teaching niches and requirements.

### 3. LinkedIn

- Many OTPs, especially those expanding into global markets, advertise their positions on LinkedIn. Following their official company pages or searching with keywords like “online EFL teacher” can help you discover vacancies.
- **Benefits:** Direct application options and networking opportunities to connect with hiring managers or other teachers in the industry.

### 4. Recruitment Agencies

- They streamline the application process and often assist with interviews and contracts. Here is a list of reputable agencies to help you secure teaching roles globally, offering guidance and support throughout the hiring process.

- **Teach Away**

- Specializes in placing teachers in international schools and online teaching roles.
- Offers resources and guidance for new and experienced educators.
- **Website:** <https://www.teachaway.com>

- **Footprints Recruiting**
  - Focuses on placing teachers in South Korea, China, and the Middle East.
  - Provides visa assistance and extensive job support.
  - **Website:** <https://www.footprintsrecruiting.com>
- **SeekTeachers**
  - A global agency connecting educators with positions in Asia, the Middle East, and beyond.
  - Offers personalized job-matching services.
  - **Website:** <https://www.seekteachers.com>
- **Global Teacher Recruitment**
  - Primarily recruits for teaching positions in Asia, offering positions in schools and online teaching platforms with thorough candidate support.
  - **Website:** <https://www.globalteacherrecruitment.com>
- **Premier TEFL Recruitment**
  - Partners with schools and platforms worldwide to connect teachers with paid internships, TEFL jobs, and online teaching opportunities.
  - **Website:** <https://www.premiertefl.com>
- **Benefits:** Personalized support in finding positions that align with your experience and preferences.

## 5. Official OTP Websites

- Some OTPs, such as *VIPKid*, *Magic Ears*, and *Cambly*, maintain dedicated career pages that regularly update hiring statuses. Bookmarking these pages can ensure you don't miss an opportunity when positions open.
- **Benefits:** Direct access to application portals and accurate information about requirements and benefits.

## 6. Facebook Groups and Communities

- Facebook hosts numerous groups dedicated to online ESL teaching jobs, where OTP representatives often post hiring announcements. Groups like Online ESL Teachers or ESL Job Boards can be valuable resources.

- **Benefits:** Instant notifications of job openings and a chance to engage with other teachers for advice and insights.

## Tips for Using Job Boards and Listings Effectively

### 1. Customize Your Search

Use filters on job boards to refine your search by type (e.g., Business English, young learners), qualification requirements, or pay rate preferences.

### 2. Keep Your CV Ready

Tailor your resume to highlight skills relevant to OTP roles, such as experience with video conferencing tools, lesson planning, and student engagement techniques.

### 3. Set Alerts

- Many job boards, including *TEFL.com* and *LinkedIn*, allow you to set up job alerts.
- Receive notifications directly in your email or app when new OTP positions are posted.

### 4. Research the Platform

- Before applying, investigate the OTP to ensure its philosophy, scheduling, and pay align with your goals.
- Read reviews from current or former teachers to gauge job satisfaction and working conditions.

## Benefits of This Approach

- **Broader Opportunities:** Searching for openings lets you explore multiple OTPs rather than limiting yourself to one.
- **Networking Potential:** Engaging in forums or *LinkedIn* posts can connect you with hiring managers or experienced teachers who can guide you through the process.
- **Faster Hiring:** OTPs often hire on an urgent basis, especially during peak seasons, giving you a chance to start teaching sooner.

## Final Thoughts

Securing a position on an Online Teaching Platform is a pivotal step toward a fulfilling and impactful teaching career.

Whether you target a specific OTP that aligns with your goals or explore opportunities through job boards, recruitment agencies, and social media groups, the key is staying proactive and adaptable.

By selecting the right platform, crafting a standout application, and delivering engaging lessons, you can thrive in this competitive space.

This chapter provides essential guidance, but for advanced strategies to stand out and maximize your potential, stay tuned for my next guide.

With dedication and the right approach, you'll be well on your way to success in the dynamic world of online English teaching.



# Chapter 12: Freelancing on Online Teaching Marketplaces (OTMs)



Freelancing on Online Teaching Marketplaces (OTMs) offers unparalleled freedom and control over your teaching career.

Unlike Online Teaching Platforms (OTPs), which handle student acquisition and curriculum, OTMs empower you to take charge of your professional path by setting your rates, designing lesson plans, and marketing your services.

This chapter guides you step-by-step through building an exceptional profile, marketing yourself effectively, and managing your business to succeed as a freelance online teacher.

## Step 1: Build an Exceptional Profile

Your profile is your storefront—a well-crafted one is essential for attracting students in a competitive marketplace.

### 1. Write an Engaging Bio

A compelling bio sets you apart and highlights what you bring to the table:

- **Showcase Expertise:** Highlight your qualifications, certifications (e.g., TEFL/TESOL), and areas of specialization, such as business English or test preparation.
- **Use Keywords:** Incorporate search-friendly terms like “personalized learning,” “IELTS preparation,” or “conversational English” to make your profile more discoverable.
- **Keep It Student-Centered:** Frame your experience around how you can help students achieve their goals, whether it’s acing an exam or improving confidence in speaking English.



### 2. Professional Photos and Videos

Your photo and video are often the first impressions students have of you:

- **Photo:** Use a clear, well-lit headshot with a friendly smile to appear approachable and professional. Avoid distracting backgrounds or casual attire.
- **Introduction Video:** Create a 1–2 minute video introducing yourself, showcasing your teaching style, and expressing your passion for helping students. Demonstrate energy and engagement to captivate potential learners.

### 3. Display Qualifications

Transparency about your credentials builds trust and credibility:

- Clearly list your degrees, certifications, and years of experience.
- Include any specialized training, such as teaching young learners or business professionals.
- Highlight testimonials or reviews from previous students if available, as they provide social proof of your teaching effectiveness.

## Step 2: Market Yourself Effectively

Marketing plays a crucial role in freelancing success. Building visibility and trust will attract more students to your profile.

### 1. Leverage Social Media

Social media platforms are powerful tools for promoting your teaching services:

- **LinkedIn:** Share professional insights, post teaching tips, and connect with language learners or educators.
- **Instagram:** Use visuals and short videos to engage with potential students, sharing mini-lessons or motivational quotes.
- **Facebook Groups:** Join language learning or expat communities to offer value and subtly promote your services.



### 2. Offer Trial Lessons

Trial lessons are a low-risk way for students to experience your teaching style:

- **Affordable Rates:** Set a discounted price for trial lessons to encourage bookings.
- **Personalized Approach:** Use the session to assess the student's goals and demonstrate how you can meet their needs.
- **Follow-Up:** After the trial, send a personalized message summarizing your lesson plan and inviting them to book more sessions.

### 3. Specialize in a Niche

Specialization helps you stand out in a crowded marketplace:

- **Business English:** Cater to professionals needing language skills for presentations, negotiations, job interviewing, or email writing.
- **Test Preparation:** Focus on IELTS, TOEFL, or other standardized English proficiency tests, providing targeted lessons and strategies.
- **Conversational English:** Offer engaging lessons for beginners who want to improve fluency and confidence in everyday communication.

## Step 3: Manage Your Teaching and Business

Freelancing requires balancing teaching with administrative tasks to ensure a smooth operation.

### 1. Set Rates Strategically

Pricing reflects your value, but it must also attract students:

- **Research Market Rates:**  
Review competitors' rates for similar experience and niches. Start slightly lower as a new freelancer, then increase rates as your profile grows.
- **Offer Packages:** Encourage long-term bookings by providing discounted rates for bulk lessons or subscriptions.



### 2. Maintain Flexibility

Freelancing thrives on adaptability:

- **Regularly Update Availability:** Keep your calendar current to accommodate students' needs.
- **Prompt Communication:** Respond quickly to inquiries, reschedule requests, or other student concerns to build trust and reliability.

### 3. Encourage Student Reviews

Reviews are critical for boosting your visibility and credibility:

- **Ask Politely:** After a successful session, request feedback in a respectful and non-intrusive manner.
- **Leverage Feedback:** Use positive reviews to market yourself and refine your approach based on constructive criticism.

## Advantages of Freelancing on OTMs

Freelancing through OTMs offers benefits that make it an attractive option for independent-minded educators:

- **Flexibility:** Set your own schedule, teaching hours, and rates. This autonomy makes OTMs ideal for balancing work with other commitments.
- **Higher Earnings Potential:** Unlike OTPs, you can directly control your pricing and create bundled offers to maximize income.
- **Creative Freedom:** Design lessons tailored to individual student needs and preferences without being bound by a set curriculum.
- **Global Reach:** Connect with students worldwide, broadening your cultural understanding and professional network.



## Challenges of Freelancing on OTMs

While freelancing offers independence, it comes with unique challenges:

- **High Competition:** Standing out among thousands of profiles can be tough. Building a compelling profile and leveraging social proof is essential.
- **Self-Promotion:** Unlike OTPs, you must market yourself actively to attract students. This requires time, effort, and basic marketing knowledge.
- **Income Variability:** Earnings can fluctuate based on demand, reviews, and visibility. Diversifying your services can help stabilize income.
- **Platform Fees:** Most OTMs charge commissions (15%–30%), which reduce your take-home pay. Set rates accordingly to balance affordability and profitability.



## Tips for Thriving as a Freelancer on OTMs

Thriving as a freelancer on OTMs requires strategy, dedication, and continuous growth. These practical tips will help you build a professional presence, expand your offerings, and achieve long-term success in your teaching career.



### 1. Create a Professional Brand

- Treat your profile like a business card: polished, professional, and reflective of your unique value.
- Consistently deliver high-quality lessons to build a loyal student base and positive reputation.

### 2. Invest in Professional Development

- Stay current with trends in online teaching and language learning.
- Pursue advanced certifications or attend webinars to enhance your skill set.

## 3. Diversify Your Income Streams

- Offer additional services like e-books, recorded lessons, or group classes.
- Explore partnerships with other educators to co-host workshops or courses.

## 4. Be Patient and Persistent

Building a successful freelancing career takes time. Remain patient and consistent in refining your approach.

## Final Thoughts

Freelancing on OTMs offers freedom, creativity, and the ability to build a teaching career on your own terms. While challenges like marketing and income variability exist, the rewards—control over your schedule, personalized teaching, and higher earning potential—make it a fulfilling option for those willing to put in the effort.

As you grow your freelancing career, remember that the skills and connections you develop can open doors to further opportunities, whether through Online Teaching Platforms, establishing your own Online Teaching Business, or other ventures in the dynamic world of online education.



## Chapter 13: Launching Your Online Teaching Business (OTB)



Launching your Online Teaching Business (OTB) is an empowering step toward full independence as an educator. With total control over your curriculum, branding, and business model, you can create a teaching career that aligns with your values, goals, and lifestyle.

However, building an OTB requires strategic planning, dedication, and a willingness to wear multiple hats as both an educator and entrepreneur.

This chapter provides a comprehensive guide to setting up and scaling your OTB for long-term success.

## Step 1: Define Your Brand and Audience



Defining your niche, USP, and brand identity is key to standing out in the online teaching market, attracting students, and building a successful business.

### 1. Identify Your Niche

Carving out a specific niche allows you to stand out in a crowded market and attract students with particular needs or goals.

- **Young Learners:** Specialize in engaging and interactive lessons for children, using props, songs, and games to maintain their attention.
- **Corporate Training:** Focus on Business English for professionals, including skills like email writing, presentations, and negotiation.
- **Exam Preparation:** Help students excel in standardized tests like IELTS, TOEFL, or Cambridge exams with targeted strategies and practice.

**Pro Tip:** Research your target market's pain points. For example, corporate professionals may struggle with technical jargon, while young learners need engaging activities to stay motivated.

### 2. Build a Unique Selling Proposition (USP)

Your USP is what makes your teaching business unique and desirable.

- **Flexibility:** Offer lessons tailored to each student's schedule and needs.
- **Interactive Tools:** Use innovative platforms and apps to enhance engagement.
- **Proven Results:** Showcase testimonials or success rates to build credibility.

**Example:** "Customized IELTS Preparation Courses with Proven Results—Boost Your Band Score in Just 8 Weeks!"

## 3. Develop Your Brand Identity

A strong brand identity fosters trust and makes your business memorable.

- **Business Name:** Choose a name that reflects your teaching focus, such as "Fluency First Academy" or "Global English Pro."
- **Logo and Tagline:** Create a professional logo and catchy tagline that encapsulates your mission. For instance, "Empowering Learners, One Lesson at a Time."

**Pro Tip:** Use free or affordable design tools like *Canva* or work with a freelance designer on platforms like *Fiverr*.

## Step 2: Create a Professional Online Presence



Creating a professional online presence is essential for attracting students and building trust. With a polished website, engaging social media strategy, and impactful video content, you can effectively showcase your expertise and connect with your target audience.

### 1. Website Development

Your website is your virtual storefront and should be informative, easy to navigate, and visually appealing.

- **Essential Pages:** Include sections for your bio, services, testimonials, FAQs, and a contact form.
- **User-Friendly Platforms:** Use website builders like *Wix*, *Squarespace*, or *WordPress* to create a polished site without advanced technical skills.
- **Call-to-Action (CTA):** Guide visitors to book a lesson or sign up for a newsletter with clear, compelling CTAs.

**Example CTA:** "Ready to Start Your English Journey? Book a Free Trial Lesson Today!"

## 2. Social Media Strategy

Social media is a powerful tool for connecting with potential students and building your brand.

- **Content Ideas:** Share teaching tips, motivational quotes, student success stories, or mini-lessons.
- **Engagement:** Respond to comments, host live Q&A sessions, and run polls to foster interaction.
- **Platforms:** Focus on platforms where your target audience spends time. For example, *LinkedIn* is ideal for professionals, while *Instagram* appeals to younger audiences.

## 3. Video Content

Video content helps you showcase your personality and teaching style, building trust with prospective students.

- **Sample Lessons:** Record short lessons on common topics like phrasal verbs or business vocabulary.
- **Educational Tips:** Share quick grammar tips or learning hacks.
- **Behind-the-scenes:** Show your teaching setup or preparation process to make your brand more relatable.

**Pro Tip:** Use platforms like *YouTube* or *TikTok* to expand your reach and establish yourself as an expert in your niche.

## Step 3: Set Up Business Systems



Efficient business systems are vital for professionalism and growth. Streamline scheduling, payments, lesson delivery, and record-keeping to create a seamless experience for both you and your students.

# Teaching Without Borders

## 1. Scheduling and Payments

Efficient systems ensure a smooth experience for both you and your students.

- **Scheduling Tools:** Use *Calendly* or *Acuity Scheduling* to let students book lessons based on your availability.
- **Payment Platforms:** Offer multiple payment options like *PayPal*, *Stripe*, or *Wise* to accommodate international clients.

**Pro Tip:** Automate appointment confirmations and reminders to minimize no-shows.

## 2. Lesson Delivery

Choose reliable tools for seamless lesson delivery.

- **Video Conferencing:** Platforms like *Zoom*, *Microsoft Teams*, or *Google Meet* offer excellent features for virtual teaching.
- **Interactive Tools:** Incorporate apps like *Jamboard*, *Quizlet*, or *Kahoot* to make lessons engaging and interactive.

## 3. Record Keeping

Organized records help you track progress and manage your business effectively.

- **Student Progress:** Use spreadsheets or tools like *Notion* to document lesson notes and goals.
- **Financial Records:** Keep detailed accounts of income, expenses, and invoices for tax purposes.

## Step 4: Market and Scale Your Business



Marketing and scaling your business are key to attracting more students and increasing your impact. You can grow your teaching business successfully with strategic campaigns, engaging content, and expanded reach.

## 1. Marketing Campaigns

Strategic marketing helps you reach a broader audience and attract more students.

- **Email Newsletters:** Build an email list by offering free resources like a grammar guide or vocabulary list.
- **Social Media Ads:** Run targeted campaigns on platforms like *Facebook* or *Instagram* to reach specific demographics.
- **Search Engine Optimization (SEO):** To improve visibility, optimize your website with keywords like “online business English tutor.”

## 2. Content Creation

Diversify your offerings to attract different types of learners.

- **E-Books:** Write short guides on topics like IELTS strategies or business English vocabulary.
- **Recorded Courses:** Create pre-recorded lessons on popular subjects and sell them on platforms like Teachable.
- **Workshops:** Host live webinars or group sessions on niche topics like resume writing or interview preparation.



## 3. Expanding Your Reach

Scaling your business allows you to maximize your impact and income.

- **Collaborations:** Partner with other educators to co-host events or cross-promote services.
- **Hiring Teachers:** Expand your operations by hiring qualified teachers to handle additional students.
- **Global Outreach:** Use platforms like *LinkedIn* to connect with companies or institutions needing corporate training.

## Step 5: Overcoming Challenges

Overcoming challenges is crucial for long-term success. By managing your workload effectively, focusing on student acquisition, and diversifying income streams, you can create a stable and thriving teaching business.



### 1. Managing Workload

Balancing teaching, marketing, and administrative tasks can be overwhelming.

**Solution:** Use project management tools like *Trello* or *Asana* to stay organized and delegate tasks where possible.

### 2. Attracting Students

Building a steady client base takes time and effort.

**Solution:** Invest in marketing, encourage referrals, and offer incentives like discounts for repeat bookings.

### 3. Financial Stability

Income fluctuations can be challenging, especially in the early stages.

**Solution:** Diversify your offerings to create multiple income streams, such as recorded courses or e-books.

## Financial Management

Effective financial management is essential for running a successful online teaching business. With clear strategies to handle income and expenses, you can ensure financial stability while maintaining focus on your teaching and career growth.



### Navigating Income and Expenses as an Independent Teacher

Managing finances as an independent teacher involves more than just balancing income and expenses. It's about building a secure financial foundation that supports your long-term goals. By planning for irregular earnings, utilizing financial tools, and staying on top of tax obligations, you can minimize stress and create a sustainable business.

### Why Financial Management Matters

Independent teachers face unique challenges, such as fluctuating income, unpredictable expenses, and self-employment taxes. Without a solid financial plan, these obstacles can undermine your success. Proactively managing your finances gives you peace of mind and the freedom to focus on delivering quality lessons and growing your business.

### Key Components of Financial Management

Effective financial management requires a structured approach to handle the unique challenges of irregular income, expense tracking, and tax responsibilities. By leveraging smart budgeting strategies, utilizing financial tools, and staying proactive with tax planning, you can maintain control over your finances and build a secure foundation for your teaching business.

## 1. Budgeting for Irregular Income

- **The Challenge:** Teaching schedules often vary by season, and student demand can be unpredictable, leading to inconsistent monthly earnings.
- **The Solution:**
  - Create a **baseline budget** to cover essential expenses like rent, utilities, and groceries.
  - Establish a **buffer fund** by saving a percentage of your income during peak months to cover slower periods.
  - Use the **50/30/20 Rule**: Allocate 50% of your income to needs, 30% to wants, and 20% to savings or debt repayment.

## 2. Financial Tracking Tools

- **QuickBooks:** Streamlines income and expense tracking, making budgeting and tax preparation easier.
  - **Website:** [quickbooks.intuit.com](https://quickbooks.intuit.com)
- **Expensify:** Simplifies recording receipts and managing expenses on the go.
  - **Website:** [expensify.com](https://expensify.com)
- **Why Use Them?** These tools help you gain a clear picture of your finances, track trends, and make informed decisions.

## 3. Tax Strategies for Freelancers

- **Understand Your Obligations:** Freelancers are often responsible for self-employment taxes, which may include income tax, Social Security, and Medicare.
- **Track Deductions:** Save receipts for business-related expenses like internet costs, software subscriptions, and workspace equipment—they can often be deducted.
- **Set Aside Funds:** Allocate a percentage of each payment (e.g., 20–30%) to a dedicated tax savings account.
- **Seek Professional Advice:** Consult with a tax professional familiar with freelancer needs to maximize savings and ensure compliance.

## Practical Financial Tips

- **Automate Savings:** Set up automatic transfers to a savings account to build your buffer fund effortlessly.
- **Separate Accounts:** Use a dedicated bank account for your teaching income and expenses to simplify financial management.
- **Evaluate Rates:** Periodically review and adjust your teaching rates to account for inflation and your growing expertise.

## Final Thoughts

Effective financial management is the cornerstone of a sustainable online teaching business. By budgeting for irregular income, leveraging tracking tools, and planning for taxes, you can minimize stress and ensure long-term stability. Proactive, organized financial habits empower you to focus on what you do best—teaching and growing your business.

## Checklist: Essential Tools for Building Your OTB



Here's a categorized list of essential tools to build an Online Teaching Business (OTB)

## Digital Tools for Online EFL/ESL Teaching

Equip yourself with essential digital tools to manage lessons, schedules, and engagement effectively—ensuring a seamless and professional online teaching experience for every class.

## 1. Video Conferencing Platforms

- **Zoom:** A versatile platform offering breakout rooms, whiteboards, and screen-sharing features. It is ideal for both one-on-one and group lessons.
  - **Website:** [zoom.us](https://zoom.us)
- **Skype:** Simple and widely used for one-on-one lessons. Its integration with scheduling tools makes it a popular choice.
  - **Website:** [skype.com](https://skype.com)
- **Microsoft Teams:** Offers robust collaboration tools, including file sharing and video conferencing. Suitable for Business English classes.
  - **Website:** [microsoft.com/teams](https://microsoft.com/teams)

## 2. Scheduling and Time Management

- **Google Calendar:** Integrates seamlessly with Gmail to manage teaching schedules, send reminders, and avoid double bookings.
  - **Website:** [calendar.google.com](https://calendar.google.com)
- **Calendly:** A scheduling tool allowing students to book lessons at available times. Reduces back-and-forth communication.
  - **Website:** [calendly.com](https://calendly.com)
- **Time Zone Converter:** Essential for managing classes across multiple time zones.
  - **Website:** [timeanddate.com](https://timeanddate.com)

## 3. Lesson Delivery and Interactive Tools

- **Google Slides:** Used to create interactive lesson materials. Teachers can share slides in real time for collaboration.
  - **Website:** [slides.google.com](https://slides.google.com)
- **Canva:** Ideal for designing visually engaging lesson slides, flashcards, and posters.
  - **Website:** [canva.com](https://canva.com)
- **Jamboard:** A digital whiteboard for brainstorming and collaborative activities.
  - **Website:** [jamboard.google.com](https://jamboard.google.com)

## 4. Learning Management Systems (LMS)

- **Moodle:** Customizable and free, used for hosting lesson materials, quizzes, and tracking student progress.
  - **Website:** [moodle.org](https://moodle.org)
- **Teachable:** Great for teachers creating self-paced courses for specific purposes, such as IELTS preparation or ESP courses.
  - **Website:** [teachable.com](https://teachable.com)

## Resources for Lesson Planning and Materials

Discover versatile resources to streamline lesson planning—pre-made materials, gamified tools, and dynamic content libraries—to create engaging, tailored learning experiences for your students.

### 1. Pre-Made Lesson Resources

- **ESL Library:** Offers pre-designed lesson plans, worksheets, and flashcards for various levels and topics.
  - **Website:** [esllibrary.com](https://esllibrary.com)
- **BBC Learning English:** Provides free videos, audio, and text-based lessons for different levels and age groups.
  - **Website:** [bbc.co.uk/learningenglish](https://bbc.co.uk/learningenglish)
- **Cambridge English:** Resources tailored to exam preparation and General English.
  - **Website:** [cambridgeenglish.org](https://cambridgeenglish.org)

### 2. Interactive and Gamified Learning Tools

- **Kahoot:** Customizable quizzes for vocabulary and grammar practice, especially engaging for young learners.
  - **Website:** [kahoot.com](https://kahoot.com)
- **Quizlet:** Flashcards and vocabulary review tools for students to practice asynchronously.
  - **Website:** [quizlet.com](https://quizlet.com)
- **Baamboozle:** A platform for creating fun games to reinforce learning.
  - **Website:** [baamboozle.com](https://baamboozle.com)

## 3. Digital Libraries and Content

- **TED Talks:** Perfect for advanced learners and Business English, offering real-world listening practice.
  - **Website:** [ted.com](https://www.ted.com)
- **YouTube:** Channels like Learn English with Emma and Rachel's English are great for pronunciation and listening practice.
  - **Website:** [youtube.com](https://www.youtube.com)
- **Newsela:** Adapts news articles to different language levels for reading practice.
  - **Website:** [newsela.com](https://newsela.com)

## Business and Marketing Tools

Boost your online teaching business with tools for professional websites, secure payments, and effective networking—ensuring visibility, credibility, and seamless transactions.

### 1. Website Creation

- **Wix:** Easy-to-use platform for building professional websites to showcase your services.
  - **Website:** [wix.com](https://www.wix.com)
- **WordPress:** Offers advanced customization for blogs and service pages.
  - **Website:** [wordpress.org](https://www.wordpress.org)

### 2. Payment and Invoicing

- **PayPal:** A reliable platform for receiving payments from international students.
  - **Website:** [paypal.com](https://www.paypal.com)
- **Stripe:** Provides secure payment processing for teachers setting up their websites.
  - **Website:** [stripe.com](https://www.stripe.com)

### 3. Marketing and Networking

- **LinkedIn:** Build a professional profile and connect with potential students or companies.
  - **Website:** [linkedin.com](https://www.linkedin.com)
- **Facebook Groups:** Engage with EFL/ESL teaching communities to promote services and share ideas.
  - **Website:** [facebook.com](https://www.facebook.com)
- **Canva for Social Media:** Design eye-catching promotional graphics and posts.
  - **Website:** [canva.com](https://www.canva.com)

## Additional Tools for Smooth Operations

Streamline your workflow with tools for secure file storage and efficient task management, keeping your online teaching business organized and running smoothly.

### 1. Backup and Storage

- **Google Drive:** Secure storage for lesson plans, recordings, and student materials.
  - **Website:** [drive.google.com](https://drive.google.com)
- **Dropbox:** Another cloud storage solution for large files.
  - **Website:** [dropbox.com](https://dropbox.com)

### 2. Productivity Tools

- **Notion:** For tracking student progress, lesson notes, and to-do lists.
  - **Website:** [notion.so](https://notion.so)
- **Trello:** A visual project management tool for organizing tasks and schedules.
  - **Website:** [trello.com](https://trello.com)

Building a successful Online Teaching Business (OTB) requires equipping yourself with the right tools for teaching, organization, and marketing. By leveraging these resources, you can create engaging lessons, manage your operations seamlessly, and effectively market your services—laying the foundation for a thriving and professional online teaching career.

## Final Thoughts: Building a Sustainable Business

Launching an Online Teaching Business (OTB) is a transformative journey that combines your passion for teaching with entrepreneurial skills. While it requires effort and adaptability, the rewards—creative freedom, unlimited earning potential, and meaningful connections with students—make it a fulfilling career choice.

By defining your niche, creating a strong online presence, and continually refining your skills, you can build a thriving business that reflects your unique teaching style and values. Remember, every step you take brings you closer to achieving your goals and making a lasting impact on learners worldwide.

## Chapter 14: General Tips for All Modes



As you navigate the dynamic world of online teaching—whether through platforms, marketplaces, or running your own business—there are universal strategies that can elevate your success. These tips focus on key areas like time management, professional growth, and overcoming challenges to ensure you thrive in any mode.


### Time Management:

### Mastering Your Schedule

Effective time management is the backbone of a successful online teaching career. Without the structure of a traditional classroom, you need to create systems that help you stay organized and productive.

#### 1. Plan Your Week in Advance

- Use digital calendars or scheduling tools like *Google Calendar* or *Microsoft Outlook* to block out lesson times, preparation hours, and personal breaks. Allocate time for admin tasks like responding to emails or updating student records.
- **Pro Tip:** Set reminders for appointments and deadlines to ensure nothing slips through the cracks.



#### 2. Prioritize Tasks

- Differentiate between urgent and important tasks. Focus on activities that directly impact your students' learning and your business growth. For instance, creating a high-quality lesson plan takes precedence over tweaking your social media profile.
- **Example:** Use productivity techniques like the *Eisenhower Matrix* or *time-blocking* to optimize your workflow.

## 3. Avoid Burnout

- Long hours in front of a screen can take a toll on your energy. Schedule regular breaks between lessons and reserve time for hobbies, exercise, and family.
- **Pro Tip:** Follow the 20-20-20 rule: every 20 minutes, look at something 20 feet away for 20 seconds to reduce eye strain.

## Professional Development: Lifelong Learning for Success



Staying competitive in the online teaching industry requires continuous learning. The more skilled and knowledgeable you become, the more valuable you'll be to students.

## 1. Refine Your Teaching Methods

- Regularly evaluate your performance by seeking feedback from students or observing peer lessons. Consider attending workshops or online webinars to learn new strategies and technologies.
- **Example:** Explore courses on platforms like *Coursera* or *Udemy* to enhance your understanding of teaching methodologies, such as flipped classrooms or blended learning.

## 2. Specialize with Advanced Certifications

- A TEFL certificate is a great start, but earning advanced credentials like a CELTA or DELTA can open doors to higher-paying roles and specialized markets.
- **Example:** Specialize in high-demand areas like Business English, IELTS preparation, or teaching young learners. These niches offer strong earning potential and job stability.

## 3. Expand Your Technological Skills

- Familiarize yourself with tools that can enhance your teaching. Learning to use interactive whiteboards, video editing software, or student assessment apps can make your lessons more engaging and efficient.
- **Pro Tip:** Stay updated on emerging ed-tech trends to incorporate innovative tools that keep you ahead of the competition.

# Handling Challenges: Thriving Amid Uncertainty

Online teaching comes with unique challenges, from tech issues to income fluctuations. Being proactive and prepared helps you navigate these hurdles with confidence.

## 1. Adapt to Technology Issues

- Technical glitches are inevitable, but preparation minimizes their impact.
- Have a backup plan, such as switching to a mobile hotspot or having alternative teaching tools like a tablet or second laptop.
- **Example:** Familiarize yourself with multiple video conferencing platforms (e.g., Zoom, Microsoft Teams) so you can quickly switch if one fails.



## 2. Communicate Proactively with Students

- Clear communication builds trust and prevents misunderstandings. Inform students in advance about schedule changes, lesson plans, or technical difficulties. Be responsive to their questions and feedback.
- **Pro Tip:** Use automated tools like email templates or messaging apps to streamline communication while maintaining a personal touch.

## 3. Manage Income Variability

- Income can fluctuate, especially in the early stages of your career or during the holiday seasons. To ensure stability, diversify your income streams by offering recorded courses, e-books, or group lessons.
- **Example:** Combine multiple modes of teaching—such as working on a platform while freelancing—to balance risk and reward.

## Building Relationships: Cultivating Student Trust and Loyalty



Strong relationships with your students are key to retention and referrals. When learners feel connected and valued, they're more likely to continue lessons and recommend you to others. Take time to learn about their goals, interests, and challenges. Personal touches—like remembering hobbies or recent milestones—show you care and make lessons more engaging.

This connection creates a positive learning environment where students feel comfortable, motivated, and open to growth. Strong rapport not only enhances the learning experience but also builds loyalty, helping your teaching business grow through repeat bookings and word-of-mouth.

## 1. Understand Individual Goals

- Each student has unique objectives, whether passing an IELTS exam or improving conversational skills. Tailor your lessons to align with these goals and track their progress over time.
- **Example:** Use pre-lesson questionnaires to identify student priorities and adapt your teaching accordingly.

## 2. Foster a Positive Learning Environment

- Encourage questions, celebrate small victories, and provide constructive feedback to create a supportive atmosphere. Students who feel valued are more likely to stick with you long-term.
- **Pro Tip:** Personalize feedback by referencing specific achievements, like mastering a challenging grammar rule or successfully delivering a mock presentation.

## Leveraging Feedback: Turning Reviews into Opportunities

Feedback is a valuable resource for improving your teaching and building credibility. Positive reviews attract new students, while constructive criticism helps refine your methods.

### 1. Request Reviews Strategically

- Politely ask satisfied students to leave reviews on your profile or website. Timing matters—request feedback shortly after a successful lesson or milestone.
- **Example:** “It’s been great working with you on IELTS preparation! If you’re happy with our lessons, I’d appreciate a review to help other students find me.”

### 2. Act on Constructive Criticism

- Treat negative feedback as an opportunity for growth. Reflect on what you can improve and make adjustments to your teaching style or approach.
- **Pro Tip:** Address complaints professionally and promptly to demonstrate your commitment to student satisfaction.



## Expanding Your Reach: Networking for Growth

A strong professional network opens doors to collaborations, referrals, and new opportunities. Building connections within the teaching community can accelerate your success.

### 1. Join Online Communities

- Participate in forums, Facebook groups, or LinkedIn communities for online teachers. Sharing experiences and exchanging advice can provide valuable insights and inspiration.
- **Example:** Join groups like “Online ESL Teachers Unite” to connect with peers and discover job opportunities.



### 2. Collaborate with Educators

- Partnering with other teachers allows you to pool resources, co-host workshops, or share students. Collaboration enhances your reach and credibility.
- **Pro Tip:** Consider reaching out to local schools or institutions to offer supplementary English classes or specialized training.

## Final Thoughts: Building a Resilient and Rewarding Career

The path to success in online teaching requires a blend of skills, dedication, and adaptability. By mastering time management, investing in professional growth, and tackling challenges with confidence, you can create a fulfilling career in any mode of online teaching.

Remember, every student you teach is a unique opportunity to make a difference. Whether you're delivering lessons on a platform, freelancing on a marketplace, or running your own online teaching business, your efforts shape not only your future but also the lives of your learners.

Embrace the journey with enthusiasm, keep refining your craft, and always strive for excellence. The rewards—both personal and professional—are endless.

# Chapter 15: How to Balance Online Teaching with Life and Career Demands

Online teaching is a career filled with promise: flexible hours, global connections, and the ability to work from home. However, the demands of managing multiple lessons, preparing materials, and maintaining a professional standard can make it easy to overlook one crucial aspect—your well-being.



This guide is a taster for a more extensive exploration of balancing online teaching with health, career aspirations, and personal responsibilities.

It's tailored to address the unique challenges of this career, such as time poverty, irregular schedules, and the risk of burnout, particularly for Teacherpreneurs launching their own Online Teaching Businesses (OTBs).

## Understanding the Challenges of Online Teaching

While online teaching offers flexibility, it also creates unique stressors. A sedentary work environment, unpredictable schedules, and blurred boundaries between work and life can lead to physical and mental fatigue.



### 1. Time Poverty

Teaching 6–8 back-to-back lessons a day leaves minimal time for admin, personal responsibilities, or self-care. Teacherpreneurs often face additional burdens like managing bookings, marketing, and client communication.

### 2. Sedentary Lifestyle

Prolonged sitting during lessons, paired with hours of prep work, increases the risk of health issues like back pain, poor circulation, and weight gain.

### 3. Irregular Schedules

Working across multiple time zones can disrupt your circadian rhythm, making it hard to establish regular routines for eating, sleeping, or exercising.

### 4. Burnout

Balancing teaching, household duties, and personal goals can leave you drained, risking long-term health and career satisfaction.

## Actionable Tips for Balance and Well-Being

Here's how to navigate these challenges with practical, achievable strategies.


### 1. Prioritize Physical Health

Maintaining your physical health is essential for sustaining energy and focus as an online teacher. A few intentional adjustments to your daily routine can prevent strain, boost productivity, and enhance overall well-being.

#### Move Regularly

Prolonged sitting impacts posture, circulation, and overall health. Incorporate movement into your day with these simple steps:

- **20-20-20 Rule:** Every 20 minutes, stand up and move for 20 seconds.
- **Mini-Workouts:** Between lessons, do quick stretches or exercises like squats, lunges, or shoulder rolls.
- **Pro-tip:**
  - **Air Squats:** Stand with feet shoulder-width apart. Lower hips back and down until thighs are parallel to the ground, then push through heels to stand. Keep chest lifted and knees tracking over toes. Perform 10 reps.
  - **Benefits:**
    - **Strengthens Lower Body:** Builds muscle in the glutes, quads, and hamstrings.
    - **Improves Mobility:** Enhances flexibility in hips, knees, and ankles.
    - **Boosts Circulation:** Promotes blood flow and combats the effects of prolonged sitting.
    - **Equivalent to 30 Minutes of Walking:** Provides a similar calorie burn and cardiovascular benefit.
- **Standing Desk:** Invest in an adjustable desk to alternate between sitting and standing.




# Teaching Without Borders

## Ergonomic Setup

Prevent posture-related issues with a workspace designed for comfort:

- **Chair:** Use one with lumbar support and adjustable height.
- **Screen Placement:** Keep your monitor at eye level to avoid neck strain.
- **Keyboard and Mouse:** Ensure your wrists are aligned and supported.



## Fitness Routine

Even with limited time, you can stay active:

- **Short Cardio Sessions:** A brisk 10-minute walk or a quick set of jumping jacks can invigorate your day.
- **Strength Training:** Incorporate resistance bands or bodyweight exercises like planks and push-ups.
- **Dynamic Mobility and Stretching:** Enhance flexibility and joint health with moves like hamstring stretches, leg swings, hip flexor stretches, or arm circles. These simple yet effective exercises improve range of motion and reduce stiffness, to stay limber.



## 2. Cultivate Mental Well-Being

Caring for your mental well-being is just as important as managing your workload. By setting boundaries, managing stress, and fostering connections, you can maintain balance and thrive in your online teaching career.



### Set Boundaries

Protect your energy by defining clear work hours:

- Inform students of your availability.
- Avoid checking emails or messages outside of teaching hours.

### Manage Stress

Combat stress with these techniques:

- **Deep Breathing:** Try the 4-4-6 technique—inhale for 4 seconds, hold for 4 seconds, exhale for 6 seconds.
- **Mindfulness Apps:** Use tools like *Abide* for Christian meditation.

### Stay Connected

Isolation can be a challenge for remote teachers. Build community by:

- Joining teacher forums or social media groups.
- Attending virtual meetups or webinars.

## 3. Address Irregular Schedules

Plan ahead with time-blocking and consistent routines. Use tools like *Google Calendar* to manage peak teaching hours while reserving time for self-care and personal tasks.

### Plan Ahead

- **Meal Prep:** Prepare healthy meals and snacks in advance.
- **Sleep Hygiene:** Maintain consistent wake-up and bedtime routines, even with late or early classes.
- **Time Blocking:** Dedicate specific blocks for teaching, admin, and personal tasks.



### Adapt Your Routine

When working across time zones, flexibility is key:

- Teach during peak demand hours but reserve mornings or evenings for self-care.
- Use scheduling tools like *Google Calendar* to streamline your day.

## 4. Manage Time Effectively

Streamline tasks with tools like *Calendly* and *QuickBooks*. Delegate non-essential work via platforms like *Upwork*. Boost productivity using techniques like *Pomodoro* and the *Eisenhower Matrix* to prioritize effectively.

### Automation

Streamline repetitive tasks to save time:

- **Booking:** Use tools like *Calendly* for lesson scheduling.
- **Invoices:** Automate financial tracking with software like *Wave Apps* or *QuickBooks*.



## Delegation

If you're running an OTB, outsource non-essential tasks:

- Hire freelancers for marketing or admin work via *Fiverr* or *Upwork*.
- Use virtual assistants to handle inquiries or social media.



## Productivity Techniques

Stay focused with proven methods:

- **Pomodoro Technique:** Work for 25 minutes, then take a 5-minute break. Adjust for longer lessons as needed, e.g. if your lessons last 50 minutes, then take a 10-minute break.
- **Eisenhower Matrix:** Prioritize tasks based on urgency and importance.



## 5. Prevent Burnout

Preventing burnout is essential for long-term success and well-being as an online teacher. By prioritizing self-care and celebrating your achievements, you can stay motivated and maintain a balanced approach to both work and life.

### Self-Care

Your health is a non-negotiable priority:

- Take rest days to recharge mentally and physically.
- Engage in hobbies or activities that bring you joy.

### Celebrate Wins

Acknowledge your achievements to maintain motivation:

- Keep a journal of daily successes.
- Reward yourself for reaching milestones, like completing a new course or onboarding a client.



## Bonus: Daily Fitness & Wellness Plan for Online Teachers



Balancing long hours of sitting with your physical health as an online teacher can be challenging. This daily plan is tailored for a busy 6-day workweek, prioritizing well-being through quick exercises, meal prep tips, and self-care strategies to sustain energy and prevent burnout. While it addresses common challenges such as

prolonged sitting, time constraints, and irregular schedules, every teacher's health needs and routines are unique. Use this plan as a flexible starting point, adapting it to suit your specific requirements and building sustainable habits that seamlessly support your lifestyle.

### Daily Routine Overview

#### Morning

- Stretching and light bodyweight exercises to start your day energized.
- Reflective time for mental and spiritual preparation.

#### Between Lessons

Quick desk exercises and stretches during 10-minute breaks.

#### Lunch Break

Nutritious meal followed by a short mental reset, e.g. taking a 20-minute nap.

#### Evening

- Strength training or light cardio.
- Self-care and relaxation before bed.

## Morning Routine: Energize Your Day

Duration: 20–30 minutes

### 1. Stretching (5 minutes)

- **Seated Spinal Twist:** While seated, gently twist your torso to each side, holding for 10 seconds.
- **Hamstring Stretch:** Sit on the edge of your chair, extend one leg forward, and reach for your toes. Switch legs.
- **Shoulder Rolls:** Roll shoulders forward and backward for 10–15 seconds each.



### 2. Strengthening (10 minutes)

- **Wall Push-Ups:** Stand arms-length from a wall, place palms on it, and push your body forward and back (10 reps).
- **Chair Squats:** Stand, lower yourself to hover above your chair, and stand back up (10 reps).
- **Plank Hold:** Hold for 20–30 seconds, engaging your core.

### 3. Spiritual Preparation (5–10 minutes)

- Reflect on a Bible verse or a devotional thought.
- Pray or meditate on gratitude to focus your mind on positivity.

## Teaching Breaks: Quick Refreshers

Duration: 5–10 minutes between lessons

### 1. Desk Exercises

- **Seated Leg Lifts:** Raise one leg straight out, hold for 5 seconds, and lower. Alternate legs (10 reps).
- **Calf Raises:** Stand and lift your heels, holding briefly (15 reps).
- **Wrist Circles:** Rotate wrists clockwise and counterclockwise for 10 seconds.



### 2. Deep Breathing

- Inhale for 4 counts, hold for 4 counts, exhale for 6 counts. Repeat three times to reduce stress and refocus.

## Lunch Break: Fuel Your Body and Mind

Duration: 30–45 minutes

### 1. Balanced Meal

- **Protein:** Grilled chicken, tofu, or lentils.
- **Veggies:** Fresh salad with spinach, carrots, and bell peppers.
- **Whole Grains:** Brown rice, quinoa, or gluten-free bread.

### 2. Mental Reset

- Listen to a motivational podcast, read a short inspirational book chapter, or take a short nap.
- Reflect on what went well in the morning lessons.



## Evening Wind-Down: Strengthen and Relax

Duration: 30–45 minutes

### 1. Strength Training (15 minutes)

- **Resistance Band Rows:** Secure a band to a sturdy object, pull both ends towards your torso (10 reps).
- **Lunges:** Step forward with one leg, bending both knees, then return. Alternate legs (10 reps each).
- **Chair Dips:** Use a sturdy chair to lower and lift your body (10–15 reps).

### 2. Light Cardio (10 minutes)


- **March in Place:** Lift knees high and swing arms.
- **Jumping Jacks:** Begin slowly, then increase intensity.

### 3. Reflective Self-Care (10–15 minutes)

- Write three things you're grateful for.
- Read a calming book or listen to instrumental music.

### 4. Limit Screen Time Before Bed

- Research indicates that using screens—such as smartphones, tablets, or computers—before bedtime can negatively impact sleep quality.
- The blue light emitted by these devices suppresses melatonin production, a hormone that regulates sleep-wake cycles, making it harder to fall asleep and reducing sleep quality.
- To promote better sleep, it's advisable to avoid screen exposure at least one hour before bed.
- Instead, engage in calming activities to signal to your body that it's time to wind down.



# Teaching Without Borders

## Meal Prep Tips for Busy Days

- **Batch Cooking:** Prepare meals in advance for 2–3 days to save time.
- **Quick Breakfast:** Overnight oats with almond milk and fresh fruit.
- **Healthy Snacks:** Keep nuts, yogurt, or veggie sticks on hand.



## Weekly Burnout Prevention Strategies

1. **Rest Days:** Dedicate Sundays to complete rest and spiritual renewal. If you want to work on Sundays because it's peak time, designate another day of the week for rest – You are not a robot!
2. **Reflection Time:** Spend 15 minutes at week's end reviewing successes and planning adjustments. Focus on the positives, rather than the negatives. Don't be too hard on yourself; you are human after all.
3. **Community Connection:** Join online teacher groups for support and camaraderie.

## Why This Plan Works

This plan is designed to meet the unique demands of online teachers with:

- **Short bursts of activity** that combat a sedentary lifestyle.
- **Affordable, practical meal ideas** for sustained energy.
- **Mindful self-care** practices to prevent burnout and support mental health.



## Tailored Advice for Teacherpreneurs



As a teacherpreneur, balancing business and teaching demands requires extra care.

### Business Systems

- Use CRM tools like *HubSpot* to manage client relationships.
- Regularly review and optimize your marketing and lesson plans.

### Growth Strategies

- Dedicate one day a week to business development, such as creating new courses or refining your brand.
- Track metrics like student retention and income trends to measure success.

### Scale Without Sacrifice

- Partner with other educators to co-host workshops.
- Hire part-time teachers to manage an expanding student base.

## Digital Nomad Considerations

Online teaching aligns seamlessly with a nomadic lifestyle, offering the flexibility to teach while exploring the world. For educators looking to embrace this lifestyle, here are key insights to help you succeed.



### Blending Work and Travel as an Online Teacher

Teaching online while traveling allows you to see the world without sacrificing your career. To make this lifestyle sustainable, it's essential to plan for reliable internet access, manage your schedule effectively, and choose destinations that support a healthy work-life balance. This section provides practical tips on tools, strategies, and ideal locations for thriving as a digital nomad.

### Tools for Working Remotely

To ensure smooth operations while working remotely, digital nomad teachers need reliable tools tailored to their mobile lifestyle:

#### 1. Virtual Private Networks (VPNs)

- **Why You Need It:** VPNs secure your internet connection and provide access to region-restricted websites, including teaching platforms in countries with censorship laws.
- **Recommendations:** *NordVPN*, *ExpressVPN*, or *Surfshark*.
- **Benefit:** Protect your data and maintain access to essential teaching resources while traveling.

## 2. Coworking Spaces

- **Why You Need It:** Coworking spaces provide reliable internet, ergonomic workstations, and a professional environment conducive to teaching.
- **Finding Spaces:** Platforms like *Coworker* list coworking spaces worldwide.
- **Benefit:** Avoid distractions and ensure a stable teaching setup.

## 3. Portable Teaching Gear

Noise-canceling headphones, lightweight laptops, and portable lighting kits ensure professional-quality teaching regardless of your location.

## 4. Backup Internet Options

- **Why You Need It:** Internet disruptions can impact lesson delivery.
- **Solutions:** Mobile hotspots or SIM cards with data plans from local carriers in your destination country.
- **Tip:** Research internet speeds in potential destinations via *Nomad List*.

## Challenges of Balancing Teaching and Travel

While the freedom of travel is appealing, balancing it with teaching responsibilities requires careful planning:

### 1. Time Zones

- **Challenge:** Scheduling lessons across time zones can be tricky, especially with students in fixed regions.
- **Solution:** Use time zone management tools like *WorldTimeBuddy* and offer clear availability to students.

### 2. Internet Connectivity

- **Challenge:** Not all destinations offer reliable internet.
- **Solution:** Test internet speeds before booking accommodations using tools like *Speedtest*. Choose accommodations listed on platforms like *Airbnb* that specify internet quality.

## 3. Work-Life Balance

- **Challenge:** The constant change of environments can disrupt routines.
- **Solution:** Set structured work hours and plan teaching schedules around your travel itinerary.

## Countries Ideal for Digital Nomads Teaching Online

Certain destinations are particularly well-suited for digital nomad teachers due to their affordability, infrastructure, and community:

### 1. Thailand

- **Highlights:** Affordable living, robust internet, and vibrant Chiang Mai and Bangkok expat communities.
- **Visa Options:** Digital Nomad Visa or long-term tourist visa.

### 2. Portugal

- **Highlights:** Excellent coworking spaces, high-speed internet, and scenic cities like Lisbon.
- **Visa Options:** D7 visa for remote workers.

### 3. Mexico

- **Highlights:** Affordable living, good internet, and digital nomad hubs like Playa del Carmen.
- **Visa Options:** Temporary Resident Visa.

### 4. Vietnam

- **Highlights:** Affordable living, reliable high-speed internet, and vibrant remote work hubs like Da Nang and Ho Chi Minh City. Offers a mix of cultural charm and modern amenities.
- **Visa Options:** Tourist visas (renewable) or business visas, with potential for long-term extensions.

### 5. Georgia

- **Highlights:** Cost-effective living, fast internet, and tax-friendly policies for remote workers.
- **Visa Options:** Digital Nomad Visa (Stay in Georgia).

Embracing the digital nomad lifestyle as an online teacher offers incredible flexibility and the chance to explore the world while earning an income. By equipping yourself with the right tools, planning for challenges, and selecting destinations wisely, you can successfully blend your passion for teaching with the freedom of travel. Adding these considerations to your Online Teaching Business strategy will set you up for a rewarding and sustainable career on the move.

## Final Thoughts: Thrive, Don't Just Survive

Balancing online teaching with the demands of life and career is an ongoing process.

Small, consistent changes—like standing more, setting clear boundaries, and scheduling time for self-care—can transform your experience from overwhelming to rewarding.

Remember, your health and happiness are the foundation of your teaching success.

By prioritizing your well-being, you'll not only thrive as an educator but also inspire your students to pursue their goals with resilience and determination. Keep moving forward—one lesson, one break, one moment at a time.



# Part 5: My TEFL Journey



## Chapter 16: A Life Abroad and Online

From the vibrant streets of Taiwan to the remote oilfields of Iraq, my TEFL journey has been one of discovery, resilience, and growth. Over 15 years of onsite teaching across diverse cultures and environments, followed by 7 years of transformative online education, I have navigated unique challenges and celebrated meaningful triumphs.

Each chapter of this journey—from the bustling classrooms of Asia to the virtual platforms connecting students worldwide—has shaped my perspective and career in profound ways.

This chapter invites you to explore the milestones, cultural insights, and lessons learned along the way, offering inspiration for aspiring and experienced educators alike as they navigate their own paths in this ever-evolving field.

## June 2003–December 2004: Taiwan – A TEFL Career Takes Off



### Starting Out in Taipei

In June 2003, I embarked on my TEFL journey in Taiwan, a place where ancient traditions harmonize with modern innovation. My first role was with Jump Start Schools in Taipei, teaching English to eager kindergarteners and conversational English to adults. This role gave me a glimpse of Taiwan's bustling urban life and the unique dynamics of teaching a wide range

of learners. However, after two months, I relocated to Luodong, a serene town in Yilan County, on the island's picturesque east coast.

### Teaching in Luodong

In Luodong, I worked for Koala Educational Institute and Cathy's American School, teaching English to primary and high school students alongside lively kindergarteners. Each day presented its own set of challenges and rewards. With younger learners, I employed games, songs, and storytelling to keep their attention while reinforcing language skills. High schoolers required a different approach, combining interactive lessons with structured activities to build their confidence and fluency. Tailoring lessons to suit various age groups honed my ability to connect with learners of diverse backgrounds and abilities.

### Exploring Taiwan's Natural Beauty



Beyond the classroom, Taiwan offered an unparalleled cultural immersion. Luodong, surrounded by lush mountains and near the coast, was an ideal base for exploration. By scooter and bicycle, I ventured to places like Su-Ao, famous for its natural hot springs, and Yilan City, with its local markets and vibrant community life. The winding mountain roads and scenic coastal highways allowed me to experience Taiwan's natural beauty firsthand, from verdant hills to dramatic ocean views.

## The Taiwan Charity Cycling Tour



A defining moment of my time in Taiwan was the 2004 Taiwan Charity Cycling Tour. Over 11 days, I joined four fellow cyclists from Australia, Britain, Japan, and Taiwan to complete a 1,000 km journey, cycling around the island. Sponsored by the renowned Taiwanese bicycle manufacturer Giant, the tour aimed to raise funds for the Red Heart Foundation, a local NGO supporting families of convicted criminals. Beginning and ending in Taipei, our route took us through towns like Hsinchu, Tainan, Kaohsiung, and Hualien.

This was no ordinary ride—it was an intense test of physical endurance and mental resilience. Navigating steep climbs, long stretches of highway, and unpredictable weather, I discovered the value of determination and teamwork. The tour wasn't just about cycling; it was about connecting with Taiwan on a deeper level. Along the way, we were met with incredible generosity from locals, from cheering crowds to warm hospitality that reinforced my appreciation for the kindness and spirit of the Taiwanese people.



## Traveling Beyond Taiwan

Taiwan's vibrancy extended beyond its borders as I took advantage of its strategic location to explore neighboring countries. During my time there, I visited Hong Kong, Malaysia, and Thailand. These trips were opportunities to broaden my horizons and indulge my passion for travel.



In Malaysia, I rented a scooter to explore Penang's scenic beauty, including a ride across the iconic bridge connecting the island to the mainland. In George Town, Penang's capital, I wandered through historic streets, soaking in its rich culture. A speedboat took me to Langkawi, where I rented a Proton, a Malaysian-made car, to discover the island's beaches, vibrant markets, and delicious local cuisine, staying in a cozy beachside hut. From Langkawi, I ventured to Pulau Payar by boat, where I snorkeled in crystal-clear waters and snapped underwater photos with a disposable camera.

In Phuket, I rented a Suzuki cabriolet jeep and spent my days driving around the island, exploring its stunning beaches, vibrant local markets, and savoring the delicious local cuisine. On my first day, I picked up two Swedish hitchhikers who joined me as travel companions for the next three days, making the journey even more memorable as we explored the island's beautiful sights together. From there, I headed to Bangkok, where I spent a whirlwind day zipping through the bustling markets and lively streets in a tuk-tuk. Both destinations offered a unique blend of flavors, sights, and sounds that made the experience unforgettable.


## Laying the Foundation for a TEFL Career

These excursions enhanced my understanding of the cultural richness of Asia and deepened my appreciation for the opportunities a TEFL career can provide. Unlike typical tourists, I had the privilege of immersing myself in local life, often venturing off the beaten path to discover hidden gems and authentic experiences.



# Teaching Without Borders

My time in Taiwan laid the foundation for my TEFL career, equipping me with skills and insights that would prove invaluable in the years to come. It taught me the importance of connecting with students, the power of innovative teaching methods, and the resilience needed to thrive in new environments. Taiwan wasn't just a starting point; it was a transformative chapter that set the tone for the adventures and challenges that lay ahead.



## December 2004–August 2006: Mainland China – New Horizons

### Starting Out in Zhongshan



In late 2004, I transitioned to mainland China, embarking on a richly diverse teaching journey that spanned multiple cities, each offering unique cultural and professional experiences. My first teaching assignment was with Bond Language Institute in Zhongshan, a historic and charming city in Guangdong province, Southern China. I was assigned to teach primary school children on a boarding school campus on the outskirts of

Zhongshan, immersing myself in the structured and disciplined world of Chinese education. Each morning, I watched as uniformed students performed synchronized exercises, a routine that embodied the school's commitment to order and routine. A highlight of my time in Zhongshan was being invited to serve as a judge for a local English speech competition, an event broadcast on CCTV. This opportunity not only honored my role as an educator but also allowed me to embrace my position as a cultural ambassador.

### Teaching in Houjie

From Zhongshan, I moved to Houjie in Guangdong Province, where I joined the Junior Oxford International School. This private institution catered to the children of Taiwanese factory owners, blending traditional teaching with creative strategies to engage young learners. My classes incorporated storytelling, role-playing, and interactive games to make English accessible and enjoyable. A highlight during this period was a summer camp excursion to Shenzhen's Happy Valley Theme Park. It was a blend of learning and leisure, where students practiced their English in a lively, real-world setting, making education feel less like a task and more like an adventure.



# Teaching Without Borders

## Experiences in Wuhu

Next, I took on a brief role at Delter Telford in Nanjing, but a staffing shortage led me to the Traditional Chinese Medicine College in Wuhu, Anhui Province. Here, I taught EFL and Business English to a mix of nursing and business students. My time in Wuhu was deeply


immersive. The campus atmosphere allowed for close interactions with students, who often took me on outings along the Yangtze River. These mini-excursions were not just opportunities to unwind but also to experience the region's cultural richness, from its bustling river ports to serene rural landscapes. I even joined a Yangtze River mini-cruise, which offered a deeper connection to the geography that shaped much of China's history.



## Exploring Anhui Province



Wuhu served as a gateway to explore Anhui Province, a region celebrated for its natural beauty and historical landmarks. I visited Huangshan (Yellow Mountain), a UNESCO World Heritage Site, and the ancient villages of Hongcun and Xidi, where traditional architecture and timeless allure left a lasting impression. These experiences deepened my appreciation for China's rich cultural tapestry, offering a balance between the demands of teaching and the joys of discovery.



## A 10-Day Journey Across China



From Wuhu, I embarked on a memorable 10-day journey that took me to Nanjing, Yantai, Qingdao, and finally Dalian, traveling by bus, train, and ferry. Along the way, I met many locals and fellow foreigners, each encounter adding a layer of richness to the trip. The ferry ride from Yantai to Dalian was particularly unforgettable. Onboard, I met Dave, a British teacher living in Dalian, who generously invited me to stay with him and acted as my guide. Dalian, a city with a unique history of Russian influence before becoming Chinese, fascinated me with its blend of Russian architecture in a modern Chinese setting.

As my journey coincided with Chinese New Year, securing transportation back to Nanjing proved challenging. Unable to book a first-class train ticket, I endured a gruelling 21-hour ride in a standard seat. Despite the discomfort, the warmth and hospitality of the Chinese passengers made the experience unforgettable. They treated me like a celebrity, sharing food, drinks, and stories along the way. Eventually, exhaustion got the better of me, and I unrolled my sleeping bag to rest in the aisle, with passengers stepping over me as I slept. This journey, with its challenges and surprises, became a cherished chapter in my travels through China.

## Teaching in Liuzhou

From Wuhu, I moved to Liuzhou in Guangxi Province, a city surrounded by breathtaking karst landscapes. Teaching at a college here allowed me to explore nearby gems like Guilin, Yangshuo, and the ancient Longji Rice Terraces. Cycling through the rural outskirts of Liuzhou with Ron from Canada and Conchi from Spain, Delter colleagues, became my favorite weekend pastime, offering intimate glimpses into the lives of local farmers and artisans. Joining a local cycling club in Liuzhou opened the door to off-the-beaten-path adventures that few foreigners ever experience—remote villages, endless rice paddies, water buffalo grazing, and women washing clothes in secluded streams.



# Teaching Without Borders



# Teaching Without Borders



## Exploring Guilin and Yangshuo

Exploring the region's beauty left a lasting impression, from Guilin's breathtaking riverscapes to Yangshuo's serene countryside and the intricate terraces that seemed to defy gravity. In Yangshuo, I met fellow travelers from New Zealand and Taiwan, and together, we took a bamboo raft ride along the Yulong River, a tranquil tributary of the Li River. Surrounded by karst mountains, lush greenery, and quiet waters, the experience was peaceful and surreal, a contrast to the busier Li River tour I took from Guilin to Yangshuo. After the ride, we hopped on our bikes and cycled back to Yangshuo, completing a day that perfectly captured the region's appeal and tranquillity.



# Teaching Without Borders



## The Final Chapter in Shanghai



The final chapter of my mainland China experience unfolded in Shanghai, a city where tradition and modernity coexist in perfect harmony. My primary role was with the Delter Telford Business Institute, located on a college campus, where I taught Business English courses to college students. This role offered me a deeper understanding of the academic and professional aspirations of Chinese students, challenging me to balance the city's fast-paced energy with the demands of teaching.

After four transformative months, I embarked on a memorable three-day cruise on the Yangtze River with Gill, a Canadian colleague from Delter. Starting in Chongqing and ending in Wuhan, the cruise was a highlight of my time in China, offering breathtaking views and a brief respite from the bustling city life.



Upon returning to Shanghai, I was recruited to lead an immersive summer camp for 20 Korean teenagers. We lived together in a spacious penthouse, creating a unique and lively learning environment. My role extended beyond tutoring English, as the program combined lessons with cultural outings to museums and restaurants, helping the students experience the richness of Shanghai's culture while improving their language skills.

## Living in Shanghai

In my free time, I immersed myself in Shanghai's vibrant neighborhoods. I explored the historic Bund, with its stunning views of the Huangpu River and the iconic Pearl TV Tower rising against the Pudong skyline. I wandered through old markets and neighborhoods, soaking in their character, before stepping into the modernity of Nanjing Nan Lu (Nanjing Walking Road), a lively shopping mecca. A welcome indulgence during these explorations was enjoying Burger King burgers, offering a comforting break from local cuisine.

# Teaching Without Borders

Some of my colleagues joined me on cycling ventures through the city, discovering Shanghai's charm both day and night. From its historical landmarks to its modern marvels, Shanghai was a fitting metaphor for my own journey—balancing the excitement of new experiences with the steady rhythm of professional growth. This city, with its dynamic blend of past and present, marked a transformative end to my time in mainland China.




# Teaching Without Borders



## Reflections on My Time in China

Throughout my nearly three years in China, I embraced every opportunity to immerse myself in the culture. Whether navigating language barriers in markets, sharing meals with colleagues, or cycling through hidden villages, I learned the importance of resilience and adaptability. Living abroad without returning home during this period was transformative, fostering a deep sense of independence and self-reliance.

However, when I finally returned to South Africa, I faced an unexpected challenge: reverse culture shock. The familiarity of home felt jarring after years of living in a vastly different environment. Simple things like the slower pace of life and the absence of daily cultural novelty were initially disorienting. Yet, this transition was also a powerful reminder of how much I had grown. My experiences in China—both inside and outside the classroom—had reshaped my perspective on teaching, travel, and life itself.



# Teaching Without Borders

This period in mainland China was a cornerstone of my TEFL journey. It enriched my teaching practice, broadened my cultural horizons, and deepened my appreciation for the interconnectedness of our world. The lessons I learned—about resilience, adaptability, and the value of meaningful cross-cultural connections—continue to shape my approach to education and life to this day.



## January 2007–March 2008: South Africa – A Return to Roots

### Teaching at CR Swart High School

Returning to South Africa in early 2007, I transitioned into teaching English as a subject to Grade 8 and 9 students at CR Swart High School in Pretoria. For the entirety of that year, I worked within a structured classroom environment, guiding students through the curriculum and fostering their language development. This role presented a unique set of challenges, particularly in a public-school setting where resource constraints demanded creativity and persistence.



## A New Role at AQE Private School

In January 2008, I took up a new position at AQE Private School, teaching English to Grade 8–10 students. This short but impactful tenure lasted until March 2008, giving me further exposure to working within South Africa's diverse educational landscape. Unlike my TEFL roles abroad, teaching in these schools required a more traditional approach, focusing on grammar, comprehension, and literature.

## Reflections on South Africa's Education System

These teaching experiences reconnected me with my home country's education system, highlighting its strengths and challenges. Working with teenagers in resource-constrained environments deepened my appreciation for the resilience of both educators and students. It also reaffirmed the importance of adaptability, as I navigated the differences between public and private schooling contexts, while honing my ability to motivate young learners to engage with the English language.

## April 2008–August 2008: Sudan – The Khartoum Chapter

### Joining Winner Language Institute

In April 2008, I embarked on a pivotal chapter in my teaching career in Khartoum, Sudan, joining Winner Language Institute as an English for Specific Purposes (ESP) instructor. Alongside my teaching responsibilities, I served as Assistant Director, a role that demanded both classroom expertise and strategic leadership in planning and marketing. This dual role was as challenging as it was rewarding, pushing me to adapt to a unique cultural and professional landscape.




## Teaching English for Specific Purposes

My primary focus was designing and delivering customized ESP courses for a diverse clientele. These included Chinese oil company employees in need of Business English, government officials, and telecommunication professionals from companies like MTN seeking customer-focused communication skills. Teaching in such varied contexts honed my ability to create tailored lessons that addressed specific workplace needs while enhancing my cross-cultural communication skills.

## Role as Assistant Director

As Assistant Director, I also marketed courses to businesses and organizations across Khartoum. This required a keen understanding of the linguistic needs of different industries, building relationships with decision-makers, and negotiating course terms. The institute expanded its offerings by launching a summer camp for teenagers, combining language instruction with cultural enrichment.



## Exploring the Markets and Culture of Khartoum

Khartoum, where the Blue and White Nile converge, provided a fascinating backdrop to this professional chapter. The city's vibrant markets, such as Omdurman Souq and Souq al Arabi, became weekend favorites, with their labyrinthine stalls offering everything from spices and textiles to handcrafted jewelry and local delicacies like fresh juices and snacks. These lively markets were a testament to the city's resilience and energy, offering a contrast to the challenges of daily life.

## Tuti Island and Al Salam Rotana Hotel

One memorable visit was to Tuti Island, a serene agricultural haven nestled between the two Niles. Reaching the island by a jam-packed small boat ferry was a rustic adventure, and its lush landscapes and traditional farming scenes provided a peaceful escape from the urban pulse. However, a more frequent retreat was the Al Salam Rotana Hotel, where I often went with my Chinese students. Together, we enjoyed its luxurious amenities, including the swimming pool, offering a welcome break from Khartoum's demanding environment.



## Adventures in Transportation and Cuisine

Exploring Khartoum beyond work hours was an adventure in itself. Local coffee shops served as gathering places, where I indulged in delicacies like shawarma and baklava, savoring the flavors of Sudanese and Middle Eastern cuisine. The city's streets were alive with a mix of transportation modes: the iconic yellow Toyota taxis from the 1970s, the "Amjad" mini-van taxis, and the Raksha's, or tuk-tuks, which I frequently used to get around. Each mode of transport added its own flavor to my experience, reflecting the city's character and resourcefulness.



## Building Friendships in Khartoum



Hospitality and friendship extended beyond my Sudanese colleagues to the international community in Khartoum. Sandra, a colleague and fellow teacher from Britain, welcomed me warmly and acted as a guide during my early days, introducing me to her circle of friends. Through Sandra, I quickly found myself part of a supportive network. Another friend, Justine, also from Britain, worked for

an NGO in Khartoum. She often accompanied me on trips to markets and restaurant outings, sharing her insights and making each adventure more enjoyable. These friendships were invaluable, providing not only companionship but also a sense of belonging in a foreign city.




## Life Along the Nile

In the afternoons, I would jog along the Nile or wander the corniche, observing the vibrant life along the riverbanks. The golden hues of the setting sun over Khartoum's bridges and the flowing waters of the Nile created a sense of calm and reflection. I also enjoyed exploring the city on foot, often covertly, capturing photographs of its unique streets and architecture, mindful of the heightened sensitivities around photography.

# Teaching Without Borders

## Moments of Connection and Resilience

Life in Khartoum was a unique blend of resilience and community. Despite the sweltering heat and limited infrastructure, the people displayed incredible warmth and generosity. I was often invited into homes to share meals and sweet tea with colleagues like Sami, my driver; Simon, the South Sudanese tea boy; Ali the compound security guard, and Yassir, the office manager. These moments of connection exemplified the spirit of Sudanese hospitality.



## Professional Growth at Winner Language Institute

Winner Language Institute provided a platform for significant professional growth. The blend of teaching, administration, and corporate outreach allowed me to develop a well-rounded skill set. Coordinating training programs, maintaining course quality, and engaging with diverse clients deepened my understanding of the transformative power of language education.






# Teaching Without Borders

## Reflections on My Time in Khartoum

By the time I left Sudan in August 2008, I had grown immensely, both personally and professionally. My time in Khartoum taught me resilience in adversity, adaptability in navigating unfamiliar contexts, and the importance of cross-cultural understanding. The memories of the Nile, the bustling souqs, the colorful modes of transportation, and the incredible friendships I formed with both locals and foreigners continue to shape my teaching journey and remain etched in my heart.



# Teaching Without Borders



## September 2008–August 2009: Oman Project 1 – Academic Foundations



### A New Beginning in Ibri

In September 2008, I embarked on a transformative chapter of my teaching career at Ibri College of Applied Sciences in Oman, arranged through the Council for British Teachers (CfBT). Located in a remote town in the Al Dhahirah region, Ibri was a stark contrast to some of my previous experiences. Isolated, remote and quiet, it presented challenges like extreme heat and limited amenities but also offered opportunities for profound personal and professional growth. The college, with its green lawns amidst the arid desert landscape, became a refreshing sight and my base for the next year.

### Teaching at Ibri College



My role focused on teaching English for Academic Purposes (EAP) to foundation-year students. These young Omanis, primarily male, were eager yet required significant support to bridge the gap between high school education and tertiary studies. My primary goal was to help them achieve a 4.5 IELTS score, enabling them to advance in disciplines like Education, IT, and Business, where English was the medium of instruction. This required tailored lesson plans emphasizing academic writing, reading comprehension, listening, and speaking skills. I also adapted and created course materials, piloted innovative teaching resources, and meticulously assessed assignments, progress tests, and final examinations.

# Teaching Without Borders


## Adapting to Life in a Small Omani Town



Living in Ibri meant adapting to a slower pace of life and the challenges of rural Oman.

The CfBT provided clean, air-conditioned apartments where I lived with fellow expatriate teachers, fostering a sense of camaraderie.

My wife-to-be, Ansu, joined me a month after my arrival, and we soon got engaged on a hill outside Dhank, marking a deeply personal milestone. Together, we navigated the highs and lows of life in Ibri, from the intense summer heat to the simplicity of daily routines.



# Teaching Without Borders



# Teaching Without Borders



## Exploring Oman's Heritage and Natural Beauty

Weekends were an opportunity to escape Ibri's isolation and explore Oman's rich cultural heritage and breathtaking landscapes with our rented Nissan Tiida. Frequent trips to Nizwa, just an hour and a half away, became highlights. The historic fort and bustling souq provided a blend of history and local flavor, while the Al Falaj Daris Hotel's pool offered much-needed respite from the heat. Further afield, Bahla's UNESCO-listed mud-brick fort and Jabrin Castle's well-preserved architecture left lasting impressions of Oman's history and ingenuity of a bygone era.





## Adventures in Wadi Dhum and Jebel Shams

Shortly after arriving, I joined colleagues for a hike to Wadi Dhum's remote mountain pools. The strenuous trek through rocky terrain under the scorching sun led to a rewarding swim in crystal-clear mountain pools, offering both physical relief and a deeper connection to Oman's natural beauty. Other excursions included exploring Jebel Shams, Oman's highest peak, and hiking through Wadi Ghul, often called the "Grand Canyon of Arabia." These adventures showcased the rugged beauty of Oman and created unforgettable memories.



# Teaching Without Borders



## Trips to Muscat and Al Sawadi

To balance life in Ibri, we frequently visited Muscat, a city that juxtaposed rapid development with traditional Bedouin culture. Favorite spots included the vibrant Muttrah Corniche and souq, where the scent of frankincense mingled with the hustle of textile traders. Al Sawadi, near Muscat, became a favorite retreat with its pristine beaches and opportunities for snorkeling and camping. Spending my final days at Al Sawadi Beach Resort, soaking in the Arabian Sea's beauty, was the perfect farewell to my time in Oman.

# Teaching Without Borders



# Teaching Without Borders




# Teaching Without Borders

## Memorable Excursions

In April 2009, I had the privilege of experiencing two unforgettable excursions in Oman that offered deep insights into the country's culture and traditions.




The first was a camel race near Ibri, thanks to an invitation from my student Mariam. What seemed like a simple event turned out to be a grand community celebration with VIPs, trophies, and vibrant traditions. Welcomed into an opulent reception hall adorned with golden décor, we enjoyed snacks served by attentive waitstaff. Despite the dusty skies from sandstorms, the energy was electric. I captured candid moments, tasted camel milk for the first time, and watched traditional male dances, though the absence of women highlighted Oman's gender divide. After the races, Mariam's brother gave us a tour of their farm, showcasing prized camels, horses, and falaj-irrigated date plantations. This day was a profound introduction to the hospitality and rural customs of Oman.



# Teaching Without Borders



Later that month, my wife and I chaperoned a group of female students from Ibri College on a day trip to Al Hoota Caves, Misfat Al Abryeen, and Nizwa. These trips, organized to lift hostel students' spirits, were lively and filled with laughter. Our first stop, Al Hoota Caves, revealed stunning geological formations, unique blind cavefish, and a museum of precious stones.



# Teaching Without Borders

Next, we visited the picturesque mountain village of Misfat Al Abryeen, where mud houses cling to rock faces and farmers tended lush date farms. A serene picnic in a nearby wadi offered a chance to relax before we continued to Nizwa. There, we explored the bustling souq, filled with spices, silver, and traditional crafts. While managing an excited group of students was a challenge, the adventure provided a rich tapestry of Omani culture and landscapes, leaving me with cherished memories of these remarkable journeys.



## Building Connections and Community

Despite Ibri's isolation, the warmth of the Omani people and the camaraderie of my fellow teachers fostered a profound sense of belonging. Social gatherings often centered around shared meals and storytelling, with Omanis graciously inviting us into their homes. One memorable encounter occurred when my wife and I stopped in the rural village of Mesharab to photograph a date plantation. A local resident noticed us and warmly welcomed us to his home, where we enjoyed a traditional Omani picnic with his family, complete with dates and sweets. This act of hospitality was a powerful testament to the generosity characteristic of Middle Eastern and Arabic cultures.

# Teaching Without Borders

Such moments were frequent. Omanis often invited us to join their family meals, providing opportunities to connect deeply with their traditions and values. These experiences not only showcased the region's remarkable hospitality but also enriched my understanding and appreciation of Omani culture, making my time there truly unforgettable.




## Professional Growth and Personal Milestones


Teaching at Ibri College was both challenging and rewarding. The structured academic environment required innovative teaching approaches to help students succeed. At the same time, the personal milestone of my engagement to Ansu made this period profoundly meaningful. Navigating cultural differences, extreme climates, and a demanding workload honed my adaptability and resilience.



# Teaching Without Borders



# Teaching Without Borders



## Conclusion

By the end of my contract in August 2009, I had developed a profound respect for Oman's blend of tradition and modernity. The stark beauty of its deserts, the architectural grandeur of its forts, and the enduring warmth of its people left an indelible mark on my life and career. Teaching in Ibri wasn't just a job—it was a transformative experience that enriched my understanding of education, culture, and the resilience required to thrive in challenging environments

## December 2009–September 2011: South Africa – ICT and E-Learning in Rural Schools

In December 2009, I embarked on a transformative journey with Learnthings Africa, focusing on integrating ICT and e-learning into rural South African schools. Over nearly two years, I spearheaded initiatives across the Eastern Cape, Transkei, Mpumalanga, North-West Province, and Limpopo, collaborating with tech leaders like Microsoft, Vodacom, MTN, and Mecer to introduce digital tools to schools that often lacked basic amenities.



# Teaching Without Borders



## Empowering Educators through Training

A cornerstone of my work was teacher training, which equipped educators with the skills to incorporate ICT into their teaching practices. These sessions, held at schools such as Somcuba Primary School in Kanyamazane, Mpumalanga, and Elukhanyisweni School in the Eastern Cape, covered everything from basic computer literacy to the use of Microsoft applications like Word, Excel, and PowerPoint. This was their first exposure to digital tools for many teachers, and witnessing their growing confidence and enthusiasm was immensely rewarding.

Workshops also included training on using PC projectors and interactive whiteboards, opening new possibilities for enhancing student engagement. By bridging the digital divide, these efforts provided students with learning opportunities previously unimaginable in these underserved areas.



# Teaching Without Borders



## Implementing Transformative Projects

One of the highlights of this role was participating and managing large-scale initiatives, including:

- **The MTN ICT Integration Project:** Delivered tailored ICT training across provinces, installing e-content in numerous schools and enabling teachers to adopt innovative teaching practices. For instance, at Gaseitsiwe High School in the North-West Province, I trained both teachers and students in basic computer literacy, facilitating the integration of technology into their educational environment.
- **The Vodacom Millionaires Project:** Introduced Microsoft Classroom Management solutions to remote schools, transforming the way teachers managed and delivered lessons. At Somcuba Primary School in Kanyamazane, Mpumalanga, I conducted training on the Mecer Classroom Management System, enhancing the interactive capabilities of classroom teaching.
- **E-Content Development:** My completion of an E-Content Development course allowed me to design and implement custom digital resources tailored to the needs of rural educators and students.

# Teaching Without Borders



## Challenges and Resilience in Rural Areas

Traveling to remote schools presented its own set of challenges. Navigating poorly maintained roads, adapting to diverse cultural and linguistic contexts, and working in resource-constrained environments required adaptability and resilience. Despite these hurdles, the unwavering commitment of teachers to their students' futures was a constant source of inspiration.

# Teaching Without Borders

At schools like Dipetlwana Primary School in the North-West Province and Luna JSS in Nyaka Location, Eastern Cape, I witnessed firsthand the transformative power of education. Teachers, often working with limited resources, embraced new technologies with enthusiasm, demonstrating their dedication to fostering brighter futures for their students.

In early 2010, as part of these initiatives, I undertook a 7,000 km journey through South Africa's Eastern Cape and Transkei regions, visiting remote towns and villages such as Bizana, Bluelilliesbush, Cradock, Klipplaat, Fort Beaufort, Graaff Reinet, Grahamstown, King Williams Town, Libode, Lusikisiki, Port Alfred, Port Elizabeth, Tarkastad, and Uitenhage. This extensive trip focused on setting up computer labs, installing educational software, and training educators, leaving a lasting impact on countless students and teachers.



# Teaching Without Borders



## A Personal and Professional Transformation

On a personal level, this period was profoundly transformative. It reinforced my belief in the power of education to effect change not only for individuals but for entire communities. The grassroots nature of the work deepened my appreciation for adaptability and the importance of tailoring solutions to meet local needs.

Professionally, I honed my skills in project management, training delivery, and digital literacy. This role also strengthened my commitment to lifelong learning and community impact, lessons that continue to resonate throughout my career.



# Teaching Without Borders

## Conclusion

From implementing cutting-edge technology to empowering educators and students, my time with Learnthings Africa was a defining chapter in my professional journey. It demonstrated the potential of ICT to bridge educational disparities and highlighted the resilience of educators and learners in the face of adversity. This experience not only broadened my expertise but also left a lasting impact on the communities I served.



# Teaching Without Borders



## October 2011–August 2012: Oman Project 2 – A Second Chapter in the Gulf

In late 2011, my wife and I returned to Oman to embark on a new chapter as English for Academic Purposes (EAP) lecturers at the Rustaq College of Applied Sciences. Nestled in the Al Batinah region, Rustaq offered an authentic glimpse into rural Omani life, marked by historical forts, palm-dotted landscapes, and a pace far removed from the urban rush of Muscat. This was our second teaching experience in Oman, a chance to deepen our connection to the country and its people.

### Teaching in Rustaq



At Rustaq College, our primary role was to prepare foundation year students for careers in IT, Education, and Business. Through EAP courses in essay writing, critical thinking, and research skills, we helped students navigate the rigors of an English-medium academic environment. While many students were motivated, others required gentle encouragement to embrace the challenges of academic study in a foreign language.

# Teaching Without Borders

Sharing an office with Sara, a kind and seasoned lecturer from India, added camaraderie to our demanding daily routines. Despite the intensity of the workload, the experience underscored the importance of adaptability and cultural sensitivity in fostering effective learning environments.





## Living in Rustaq: Challenges and Adaptations

Initially, we stayed in a modest apartment in Rustaq. The building's stark interiors, outdated amenities, and the relentless Gulf heat made it a challenging space to call home. Over time, we adapted, turning the apartment into a more welcoming space and building a support network of colleagues and locals to navigate the town's quiet rhythms.

Rustaq itself, nestled among the Al Hajar mountains and sprawling date plantations, offered a blend of historical appeal and rural isolation. While daily life involved navigating sleepy streets and evening shopping trips, the town's natural beauty provided a respite from its limitations. Climbing nearby hills or walking among serene date plantations became regular pastimes that highlighted the region's rustic allure.



# Teaching Without Borders



# Teaching Without Borders



## The Millennium Resort: A Luxurious Escape

After three months in Rustaq, we relocated to the Millennium Resort in Al Musannah, a five-star retreat built for the 2010 Asian Beach Games. This move transformed our experience, offering an oasis of comfort amidst our demanding professional lives. Our studio apartment, later upgraded to a one-bedroom suite, provided stunning views of the marina and Gulf of Oman. The resort's amenities, including swimming pools, a private beach, and landscaped gardens, offered a stark contrast to the simplicity of Rustaq.

Weekends and afternoons were often spent walking long stretches of the Millennium hotel beach picking up shells, exploring nearby fishing villages with our rented Toyota Yaris, photographing traditional Omani life, or relaxing by the infinity pool. The juxtaposition of the resort's modern comforts with the rustic charm of the surrounding areas highlighted Oman's unique blend of tradition and progress.



# Teaching Without Borders



# Teaching Without Borders



## Exploring Oman's Cultural and Natural Riches

Beyond Rustaq and A' Musannah, we ventured to Sohar, a city rich in maritime history, and Muscat, Oman's vibrant capital. In Muscat, we frequently strolled along the picturesque Muttrah Corniche, shopped for treasures at the bustling souq, and indulged in strawberry cheesecake at the Intercontinental Hotel. Each trip to Muscat was a refreshing mix of cultural immersion and urban convenience, providing a welcome reprieve from Rustaq's rural pace.



# Teaching Without Borders



## Memorable UAE Adventures

Our travels extended beyond Oman, with two memorable trips to the UAE. In December 2011, we visited my brother in Al Ain, exploring the Al Ain Palace Museum and driving up Jebel Hafeet for panoramic views of the desert landscape. A festive Christmas buffet at the Mercure Grand Jebel Hafeet Hotel added a celebratory touch to this family reunion.

In mid-2012, we embarked on a road trip to Fujairah and Dubai with Eva, a South African colleague from Rustaq College. In Fujairah, we explored stunning beaches and bustling souqs by strolling down the corniche. The trip ended with a day in Dubai, where we enjoyed shopping, indulging in frozen yogurt, and marveling at the city's modern skyline. Despite a scary car breakdown in the desert, the adventure epitomized resilience and camaraderie.



# Teaching Without Borders



# Teaching Without Borders



## Professional and Personal Growth

Teaching in Rustaq sharpened my skills in overcoming logistical challenges and finding creative ways to engage students effectively. The cultural immersion enriched my understanding and broadened my perspectives, enhancing both my teaching methods and interpersonal abilities. Sharing this journey with my wife added depth and meaning, as we navigated the joys and challenges of living and working abroad together, strengthening our partnership and shared commitment to exploration. This period also tested our resilience; while my wife was recovering from a broken ankle, I balanced caregiving responsibilities with studying for a final exam for my Honours degree in Development Studies.



# Teaching Without Borders

## Reflections on Oman and Beyond

Our time in Rustaq and at the Millennium Resort was a tapestry of professional achievements, cultural immersion, and personal discovery. From the serene fishing villages of A' Musannah to the urban vibrancy of Muscat and the coastal beauty of Fujairah, each experience deepened our appreciation for the region's diversity.

Oman, with its unspoiled landscapes and warm-hearted people, remains a place I'll always look back on with gratitude. Its balance of tradition and modernity offers an authenticity unmatched by its Gulf neighbors, making it a hidden gem for those willing to venture off the beaten path.



# Teaching Without Borders



## January 2013–December 2014: South Africa – Academic English and Innovation at Pearson

### Preparing Students for Higher Education Success

From January 2013 to December 2014, I worked as an EAP lecturer at Pearson in Pretoria, South Africa, preparing pre-degree IT and business students for the challenges of English-medium higher education. This role focused on developing academic English skills, including essay writing, critical thinking, presentation techniques, and research proficiency, all essential for their academic success. Teaching this diverse cohort, many of whom were second-language English speakers, provided unique challenges and rewards. Watching these students grow in confidence and capability underscored the transformative power of education.

## Expanding Expertise Through Multidisciplinary Teaching

In addition to my EAP responsibilities, I lectured on law modules and Development Studies for Midrand Graduate Institute, a Pearson affiliate, in 2014. The law courses, ranging from Civil Procedure to Professional Ethics, introduced students to the complexities of South African legal frameworks. Development Studies, on the other hand, offered insights into global and local socio-economic challenges, fostering critical thinking and problem-solving among students preparing for careers in NGO management and development sectors. These subjects demanded adaptability and a deep engagement with multidisciplinary approaches, enriching both my teaching repertoire and my understanding of interconnected academic fields.

## Pioneering Digital Integration in Education

A significant aspect of my time at Pearson was pioneering the use of tablet technology in classrooms. Incorporating e-books, collaborative apps, and interactive tools revolutionized traditional teaching methods, making lessons more dynamic and engaging. This initiative culminated in a presentation at a national inter-campus seminar, where I shared practical strategies for effective digital integration in education.



## A Period of Professional Growth and Innovation

This period at Pearson was pivotal in reaffirming my belief in lifelong learning and innovation in teaching. By combining subject expertise, technology, and a passion for student development, I not only supported students in achieving their academic goals but also contributed to the evolution of modern education practices.



# Teaching Without Borders



## December 2014–August 2015: Saudi Arabia – Pioneering in Al Quwayiyah




In December 2014, our teaching journey brought my wife and me to Saudi Arabia, where we joined a pioneering team in the rural town of Al Quwayiyah. While I was employed at the male vocational college, my wife taught at a separate female college in the same area. Together, we focused on teaching English to Saudi students preparing for technical careers, equipping them with essential communication and workplace skills. This chapter of our careers was marked by challenges unique to the Saudi cultural landscape, but it was also deeply rewarding, both professionally and personally.

Al Quwayiyah, a Bedouin town surrounded by desert, presented a stark contrast to the urban environments we had previously worked in. The rural isolation, coupled with Saudi Arabia's strict cultural norms—such as gender segregation and restrictions on social interactions—required a high level of adaptability. Despite these challenges, we embraced the opportunity to work with students eager to learn and better their prospects. Many of these young men and women were the first in their families to pursue a tertiary education, and their enthusiasm for learning was inspiring.



# Teaching Without Borders



# Teaching Without Borders




## Teaching and Community Engagement

Our teaching focused on practical English skills tailored to vocational contexts. Lessons emphasized technical vocabulary, workplace communication, and presentation skills. Engaging students through active learning methods such as role-playing, discussions, and hands-on projects proved particularly effective. Additionally, I introduced environmental awareness initiatives, blending language learning with a sense of community responsibility. These projects included clean-up drives and sustainability workshops, fostering both language proficiency and civic engagement among students.

A notable initiative was the Desert Clean-Up Project, which aimed to educate students about environmental stewardship while directly improving their local surroundings. On May 27, 2015, a group of 12 students and 2 teachers participated in a clean-up of a recreational area. The project involved covering an uncovered well and removing years' worth of litter, including tires, plastic, and glass bottles. This effort not only enhanced the environment but also instilled a sense of pride and responsibility in the students, culminating in a communal pizza dinner to celebrate their hard work.



# Teaching Without Borders



# Teaching Without Borders



## Life in Al Quwayiyah

Outside the classroom, living in Al Quwayiyah offered a unique glimpse into traditional Saudi life. The town's Bedouin roots were evident in daily interactions, from sharing Arabic coffee to engaging in conversations about local customs. While the rural setting posed its challenges, such as limited amenities and social activities, the warmth and generosity of the Saudi people provided a sense of comfort and connection.

Weekends were often spent exploring the natural beauty of the surrounding desert. One particularly memorable experience was witnessing streams of water flowing through the desert after a rare rainstorm—a striking and serene sight. Visits to local markets, or souks, added to the charm of life in Al Quwayiyah, with vibrant displays of spices, textiles, and traditional goods showcasing the region's rich culture.



# Teaching Without Borders



# Teaching Without Borders



# Teaching Without Borders



## Escapes to Riyadh and the Seder Compound

To balance the isolation of rural life, we occasionally spent weekends in Riyadh, staying at the Seder Compound. This gated community offered a comfortable retreat with modern amenities, including swimming pools, recreational facilities, and social events. These weekends provided much-needed relaxation and an opportunity to connect with fellow expats, offering a stark contrast to the simplicity of life in Al Quwayiyah.



# Teaching Without Borders



# Teaching Without Borders



## Bahrain Adventures

Near the end of our time in Saudi Arabia, we traveled to Bahrain for a visa renewal process, spending 10 days in Manama. This trip was a welcome respite from the isolation of Al Quwayyah. Bahrain's more liberal atmosphere and diverse cultural offerings provided a refreshing



change. Highlights included exploring the Bahrain Fort, a UNESCO World Heritage Site, and enjoying the vibrant Bahrain Souq, where we sampled local delicacies and purchased traditional crafts. Strolling along the Corniche and visiting the Bahrain National Museum further enriched our understanding of the region's history and culture.

# Teaching Without Borders




# Teaching Without Borders



# Teaching Without Borders



# Teaching Without Borders





## A Honeymoon in Mauritius


In July 2015, after months of hard work in Saudi Arabia, we finally embarked on the honeymoon we had always dreamed of. We spent seven days at the Preskil Beach Resort in Mahebourg, Mauritius, enjoying the perfect blend of relaxation and adventure. While the resort offered luxurious amenities and stunning views, we couldn't resist exploring the island. Highlights included snorkeling in Blue Bay Marine Park, visiting the dormant volcano Trou aux Cerfs, and driving through the breathtaking Black River Gorges National Park. This trip was a celebration of resilience and a reminder of the rewards of perseverance.



# Teaching Without Borders



# Teaching Without Borders




# Teaching Without Borders



# Teaching Without Borders





## Reflections on Growth and Resilience

Teaching in Saudi Arabia and experiencing the contrasts of Bahrain and Mauritius were significant milestones in our professional and personal journeys. The challenges of working in a rural and culturally conservative environment honed our adaptability and cultural sensitivity, while the opportunity to lead community projects added depth to our teaching practice. These experiences reinforced the importance of innovation, resilience, and embracing the unknown, leaving us with invaluable lessons that continue to shape our careers and lives.



## January 2018–August 2018: Online Teaching in South Africa

In January 2018, I embarked on a new chapter in my teaching journey: online education. Joining Hujiang and EF Education First, I transitioned from the physical classroom to the virtual one, marking the beginning of a new era in my career. Teaching remotely from South Africa was a significant adjustment, but it also presented exciting opportunities to refine my teaching approach.

### From Classroom to Virtual Space: Adapting to Change

Moving to a virtual teaching environment required significant adaptation. The absence of a physical classroom brought unique challenges and opportunities, pushing me to rethink my methods and embrace technology in new ways.

### A Global Audience: Teaching Students Across Borders

The online platforms provided access to a diverse range of students from across the globe. I taught both children and adults, tailoring lessons to meet their specific needs—whether it was conversational English for everyday communication or specialized lessons for business and academic purposes.

### Tailored Lessons: Meeting Diverse Needs

One of the most rewarding aspects of online teaching was the ability to customize lessons. Each student brought unique goals and challenges, and I enjoyed creating personalized approaches to help them succeed.

### Virtual Teaching Skills: Creativity and Adaptability

Unlike traditional classrooms, the virtual environment demanded an entirely different set of skills. Building rapport with students through a screen and maintaining their engagement required creativity and adaptability.

### Engagement Strategies: Multimedia Tools and Interactive Learning

Incorporating multimedia tools, interactive games, and dynamic visuals became essential components of my lessons. These strategies helped bridge the gap of physical distance and kept my students motivated and engaged.

## Overcoming Challenges: Logistics and Technical Skills

This period also highlighted the logistical and technical aspects of online teaching. Managing time zones, ensuring a stable internet connection, and mastering platform-specific tools were challenges I had to navigate.

## Lessons Learned: Resourcefulness, Flexibility, and Innovation

These experiences laid the foundation for my future in online education. They taught me the importance of being resourceful, flexible, and innovative—skills that would prove invaluable as I continued this journey.

## A Pivotal Moment: Passion for Virtual Education

While this initial foray into online teaching was relatively short, it marked a pivotal moment in my career. It not only broadened my understanding of global teaching dynamics but also ignited a passion for the potential of virtual education—a passion that would guide the next phase of my journey.

## September 2018–December 2018: Iraq – Managing an Oilfield Project

In 2018, I accepted a unique and challenging opportunity to manage an intensive English Language Training (ELT) program at PetroChina's Halfaya Oilfield in Amarah, Iraq. This four-month project was unlike any other in my TEFL career, blending education with leadership in a high-security, high-pressure environment. It demanded a combination of adaptability, resilience, and the ability to navigate complex cultural and professional landscapes.

## Blending Education and Leadership in a High-Pressure Environment

Initially recruited as a teacher, I was soon assigned the role of program administrator and later project manager. I oversaw a rigorous training program for 150 Iraqi engineering trainees specializing in mechanical, electrical, and production disciplines. The goal was to enhance their English proficiency to facilitate effective workplace communication and technical collaboration in a multinational setting.

## From Teacher to Project Manager: Expanding Responsibilities



The transition from teacher to project manager required me to adopt a leadership role, coordinating various elements of the program while maintaining a focus on achieving the trainees' learning outcomes.

## Remote Beginnings: Managing the Project from South Africa

The first phase of the project required me to work remotely from South Africa for six weeks due to visa delays caused by political changes in Iraq. During this time, I collaborated with Haward Technologies Middle East, the UAE-based company coordinating the program, to design the curriculum, develop lesson materials, and establish clear timelines and evaluation metrics. Remote management tested my organizational skills as I conducted meetings via email and conference calls while aligning the project's objectives with PetroChina's needs.

## Adapting to Life in a High-Security Zone

When I arrived at the Halfaya Oilfield in October, the reality of life in a high-security zone became apparent. The base camp, heavily guarded and isolated, offered limited recreational opportunities. Working seven days a week without rotation for seven weeks, I had to maintain focus and morale for both myself and the team. The monotony and isolation required mental fortitude, but the camaraderie among the multinational staff provided a sense of community.



# Teaching Without Borders



## Building a Cohesive Team: Coordinating ELT Trainers

My responsibilities included coordinating a diverse team of ELT trainers, many of whom were bilingual in Arabic and English. I conducted recruitment and assessments for new teachers, planned training schedules, and ensured seamless communication between trainers, trainees, and management.



## Workplace-Specific English: Training for Professional Success

The program emphasized workplace-specific English, covering technical vocabulary, safety procedures, and professional communication. This tailored approach helped trainees develop the skills needed to thrive in a demanding professional environment.

# Teaching Without Borders





## Overcoming Resource Constraints: Creative Problem-Solving

Resource constraints presented another layer of complexity. Import issues delayed the arrival of teaching materials, forcing us to rely on digital resources and photocopies initially. With PetroChina's support, we gradually equipped the training center with interactive whiteboards and other essential tools, enhancing the learning experience.



## Cultural Insights: Connecting with Iraqi Trainees

Despite limited interaction with Iraqi society due to security measures, working closely with Iraqi trainees provided a glimpse into their aspirations, resilience, and pride in their work. Their determination to improve their English skills, despite long hours in a demanding environment, was inspiring.



## Life on the Oilfield Base: A Lesson in Simplicity

Outside work, life on the oilfield base revolved around the basics: meals at the canteen, evening walks, and occasional social gatherings with colleagues. The lack of conventional amenities or opportunities to explore Iraq's rich history and culture was a stark contrast to previous teaching experiences, but it also underscored the importance of adaptability in such assignments.

# Teaching Without Borders



# Teaching Without Borders



## A Defining Moment: Leadership and Resilience in TEFL

This project was a defining moment in my TEFL career. It highlighted the versatility of language education, demonstrating how it can be tailored to meet specific professional and cultural needs in even the most challenging environments.

# Teaching Without Borders



# Teaching Without Borders



## The Transformative Power of Education in Challenging Settings

Managing the ELT program at the Halfaya Oilfield was not just a professional milestone but a testament to the resilience and adaptability that a career in TEFL often demands. The experience honed my leadership skills and reaffirmed my belief in the transformative power of education, no matter the setting.

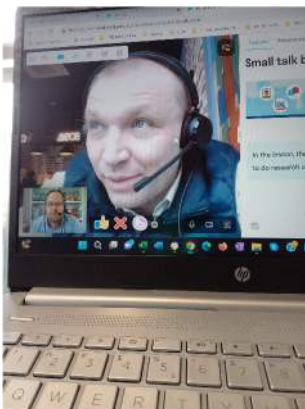


# Teaching Without Borders



## April 2019–Present: Skyeng and the Online Teaching Era

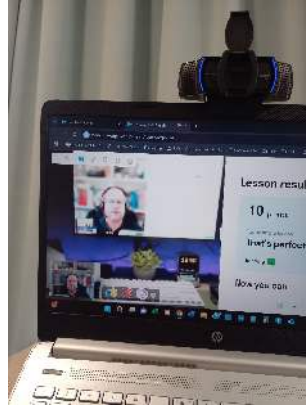
Since 2019, I have embarked on a transformative chapter in my TEFL journey, teaching nearly 7,000 lessons with Skyeng, one of Europe's leading online platforms for English language learning. This role has allowed me to connect with students across Russia and Europe, each bringing unique goals and cultural perspectives to the virtual classroom. Transitioning to online teaching presented a steep learning curve, but it also unlocked opportunities for growth, innovation, and global impact.



## Leveraging Skyeng's Innovative Tools

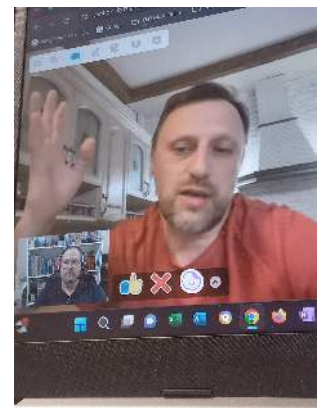
Skyeng's innovative tools have been integral to this phase of my career. The platform offers an interactive teaching environment that combines virtual whiteboards, integrated homework systems, and a library of tailored resources. These tools not only make lessons engaging but also streamline the teaching process, enabling me to focus more on meeting each student's individual needs.

# Teaching Without Borders



## Meeting Diverse Learning Needs

Teaching online has highlighted the diversity of learners and their motivations. I've worked with corporate executives refining business communication, university students preparing for international studies, and teenagers honing conversational skills. These interactions have deepened my understanding of cultural nuances and reinforced the importance of tailoring lessons to align with each student's objectives.



## Stability and Flexibility in Online Teaching

This chapter has been marked by stability and flexibility. The ability to work from home has allowed me to balance professional commitments with personal well-being while maintaining a consistent teaching schedule.



# Teaching Without Borders

## Resilience Through the Pandemic

The pandemic further underscored the resilience and adaptability of online education, solidifying its place as a cornerstone of modern language learning.

## A Testament to the Potential of TEFL

My journey with Skyeng exemplifies the limitless potential of a TEFL career. It combines the lessons learned from years of onsite teaching with the evolving demands of a digital landscape, reaffirming that education transcends borders, platforms, and challenges.



## Final Reflections: A Journey of Growth and Transformation

Spanning over two decades, my TEFL journey has been a testament to the transformative power of education, resilience, and adaptability. From bustling classrooms in Taiwan and remote oilfields in Iraq to the virtual platforms shaping today's global education landscape, each chapter has offered unique challenges and invaluable insights.

Through immersive cultural exchanges, innovative teaching approaches, and a commitment to professional growth, I have witnessed firsthand how education can transcend borders and foster meaningful connections. Whether introducing interactive technology in South African rural schools, managing corporate-focused ELT programs in Iraq, or teaching thousands of lessons online with Skyeng, my career has been a vivid tapestry of experiences, growth, and impact.

For aspiring and experienced educators alike, my journey underscores the boundless opportunities within the TEFL field. It is a profession that demands not only skill but also a deep understanding of the diverse learners it serves. Each classroom—whether physical or virtual—becomes a microcosm of global interaction, offering a chance to learn as much as we teach.

Wherever you teach, remember that the world is your classroom. With openness, creativity, and a passion for connection, the opportunities for personal and professional enrichment are as limitless as the horizons we explore.



# Chapter 17: Comprehensive Checklist for Online EFL/ESL Teachers



## Introduction: Your Preparation Roadmap

Starting an online EFL/ESL teaching career requires a blend of qualifications, tools, skills, and planning.

This checklist simplifies your preparation process, covering everything from academic credentials to technical setup and personal skills.

Use this as your step-by-step guide to ensure you're ready for success.

## Academic Requirements

### 1. Essential Qualifications:

- Bachelor's degree (required for most OTPs, recommended for OTMs and OTBs).
- TEFL/TESOL certification (minimum 120 hours; CELTA preferred for higher-paying roles).

### 2. Optional Advanced Qualifications:

- DELTA or PGCE (for specialized or leadership roles).
- Master's in TESOL or Applied Linguistics (ideal for advanced niches like business English or academic tutoring).

### 3. Experience:

- Prior teaching or tutoring experience (highly valued by OTPs and OTMs).
- Demonstrated ability to adapt lessons for diverse learners.

## Technical Setup

### 1. Hardware:

- Reliable laptop or desktop:
  - Processor: Intel i5 or equivalent.
  - RAM: 8GB minimum.
  - Storage: 250GB or more.
- HD webcam (720p or higher).
- Noise-canceling headset with a high-quality microphone.



### 2. Internet:

- Stable connection with a minimum speed of 10 Mbps.
- Backup option (e.g., mobile hotspot or secondary provider).

### 3. Software:

- Video conferencing tools: Zoom, Skype, Google Meet.
- Interactive tools: Kahoot, Quizlet, Jamboard.
- Antivirus software for system security.

## Environmental Setup

### 1. Workspace:

- Dedicated, distraction-free area for teaching.
- Neutral or professional background (e.g., plain wall or virtual background).

### 2. Lighting and Sound:

- Proper lighting (natural or ring light).
- Minimized background noise with soundproofing or quiet location.

### 3. Comfort:

- Ergonomic chair and desk setup for long sessions.



## Lesson Resources

### 1. Digital Materials:

- Ready-to-use lesson slides or presentations (e.g., Google Slides, Canva).
- Access to reputable ESL resources (e.g., lesson plans, videos, flashcards).

### 2. Interactive Tools:

- Gamified learning platforms (e.g., Kahoot, Quizlet).
- Diagnostic tools for student assessments and progress tracking.

### 3. Feedback Mechanisms:

- Tools like Google Forms for student feedback.
- Clear rubrics to evaluate performance.

## Logistical Planning

### 1. Time Management:

- Flexible schedule accommodating different time zones.
- Tools like Google Calendar for lesson scheduling.

### 2. Administrative Tasks:

- Keep records of attendance and student progress.
- Invoicing software for OTMs or OTBs.

### 3. Marketing and Branding (for OTMs and OTBs):

- Professional headshot and compelling bio.
- Demo video showcasing your teaching style.
- Social media presence for outreach and promotion.



## Personal and Interpersonal Skills

### 1. Teaching Skills:

- Ability to adapt teaching methods to online platforms.
- Proficiency in using digital tools and troubleshooting technical issues.

### 2. Soft Skills:

- Clear communication and active listening.
- Creativity and cultural sensitivity.
- Empathy and patience.

### 3. Continuous Development:

- Attend webinars and workshops.
- Regularly update certifications or add specializations.



## OTB-Specific Checklist

### 1. Setup:

- Create a website with clear information on services and pricing.
- Establish a payment processor (e.g., PayPal, Stripe).

### 2. Marketing:

- Develop a content strategy for blogs or social media.
- Use SEO to drive traffic to your website.

### 3. Scalability:

- Offer group classes, recorded courses, or workshops.
- Expand your business by hiring additional teachers.

## Final Preparation



- **Practice Demo Lessons:** Ensure you're comfortable with your teaching setup.
- **Backup Plans:** Prepare for technical disruptions with contingency measures.
- **Gather Feedback:** Use mock lessons to refine your approach.



## Use This Checklist

Tick off each requirement as you prepare for your online teaching journey. This structured approach ensures you have everything needed for success, whether you're teaching on OTPs, freelancing on OTMs, or launching your own OTB.

## Conclusion

As you reach the end of *Teaching Without Borders*, I hope you feel inspired and prepared to embark on your journey as an online EFL/ESL teacher. This book was created with the vision of empowering teachers to connect with learners across the globe and to embrace the transformative potential of online education.

Teaching online is more than just a career; it is an opportunity to bridge cultures, build connections, and make a meaningful impact on lives worldwide. Whether you are equipping students with language skills for professional growth or personal enrichment, your role as an educator is invaluable.

Remember that challenges are a natural part of this journey, but with the tools, strategies, and mindset you now possess, you are well-equipped to overcome them. The world of online teaching is dynamic and ever-evolving, offering limitless possibilities for growth and creativity.

Thank you for allowing this book to be a part of your journey. As you move forward, carry with you the belief that teaching knows no borders—it is a universal calling that transcends limitations. Stay connected, stay curious, and continue to inspire.

Wishing you success and fulfillment,

Henry Lilienfield

## About the Author



Henry Lilienfield is a seasoned EFL educator with over two decades of experience across diverse roles and countries. For the past seven years, he has specialized in delivering one-on-one online English lessons to corporate professionals and adult learners, primarily from Russia, through the Skyeng platform. With more than 7,000 successful lessons conducted, Henry has earned a reputation for helping his students achieve their linguistic and professional goals.

Henry's TEFL (Teaching English as a Foreign Language) journey spans continents, from mentoring Iraqi engineers in the Halfaya Oilfield to coaching Omani college students for their IELTS exams. His career includes teaching in countries such as Saudi Arabia, Oman, Sudan, South Africa, Taiwan, China, Iraq, and Somalia, where he combined his love of education and travel to create meaningful learning experiences.

As a globetrotter and lifelong learner, Henry's adventures have included cycling 1,000 kilometers around Taiwan for charity and leading innovative educational projects in underserved communities.

Currently, he balances his online teaching with writing, sharing strategies and stories from his TEFL journey to inspire educators worldwide.

His unique blend of professional expertise and real-world insights makes him a trusted voice in the field of online English teaching.

## Reference list

- Acuity Scheduling (2024). *Acuity Scheduling - Online Appointment Scheduling Software*. [online] Acuityscheduling.com. Available at: <https://acuityscheduling.com/> [Accessed 11 Nov. 2024].
- Allschool (2024). *Best Small-group Online Classes for Kids | Allschool*. [online] Allschool. Available at: <https://www.allschool.com/> [Accessed 18 Oct. 2024].
- Amerikos LLC (2017). *What is ESL - EFL - ELT - ESOL - TESL - TEFL - TESOL - CELTA - TKT?* [online] www.teaching-revolution.com. Available at: <https://www.teaching-revolution.com/blog/english-as-a-foreign-language#:~:text=ESL%20stands%20for%20English%20as> [Accessed 18 Jan. 2023].
- Ayroso, C. (2023). *Teaching English for Specific Purposes (ESP): What You Need to Know*. [online] OISE University of Toronto TEFL Certification. Available at: <https://teflonline.teachaway.com/blogs/tefl-resources/teaching-esp-english-for-specific-purposes> [Accessed 29 Nov. 2024].
- Babbel GmbH (2024). *Learn Spanish, French or Other Languages Online - Babbel.com*. [online] Babbel.com. Available at: <https://www.babbel.com/> [Accessed 26 Oct. 2024].
- Badenhorst, H. (2019a). *My Graced Journey: So, You Want to Do Online teaching?* [online] My Graced Journey. Available at: <https://mygracedjourney.blogspot.com/2019/05/so-you-want-to-do-online-teaching.html> [Accessed 28 Oct. 2024].
- Badenhorst, H. (2020a). *My Graced Journey: What Makes a Good and Successful Online teacher?* [online] My Graced Journey. Available at: <https://mygracedjourney.blogspot.com/2020/12/what-makes-good-and-successful-online.html> [Accessed 28 Oct. 2024].
- Barhum, L. (2024). *Staying Ahead of Tech Neck: What's Possible?* [online] Verywell Health. Available at: <https://www.verywellhealth.com/tech-neck-8665096?> [Accessed 2 Dec. 2024].
- BBC Learning English (2024). *BBC Learning English - Learn English, Learning English, English videos, grammar, pronunciation, vocabulary, exams. Everything You Need to Help You Learn English*. [online] BBC Learning English. Available at: <https://www.bbc.co.uk/learningenglish/> [Accessed 19 Nov. 2024].
- Beatrice Manuel (2024). *Appointment*. [online] SMB Guide. Available at: <https://www.smbguide.com/review/appointment/> [Accessed 9 Oct. 2024].
- Bentley, J. (2022a). *How Large Is The Job Market for English Teachers Abroad?* [online] www.internationalteflacademy.com. Available at: <https://www.internationalteflacademy.com/blog/how-large-is-the-job-market-for-english-teachers-abroad>.
- Bentley, J. (2022b). *What is TEFL and What is TEFL Certification? [FAQs Answered]*. [online] www.internationalteflacademy.com. Available at: <https://www.internationalteflacademy.com/blog/what-is-tefl-and-what-is-tefl-certification> [Accessed 4 Mar. 2023].
- Berardi, I. (2018). *6 interview tips that will get you the job - straight from a teach abroad recruiter*. [online] Teach Away. Available at: <https://www.teachaway.com/blog/interviewing-to-teach-abroad-interview-tips> [Accessed 10 Feb. 2023].
- Bhagan, S. (2022). *7 Things to Know Before Teaching English Online*. [online] GoAbroad.com. Available at: <https://www.goabroad.com/articles/teach-abroad/teaching-english-online> [Accessed 30 Jan. 2023].
- Breus, M. (2022). *What Is Blue Light and How Does It Affect Sleep?* [online] Sleep Doctor. Available at: [https://sleepdoctor.com/technology/how-blue-light-affects-sleep/?](https://sleepdoctor.com/technology/how-blue-light-affects-sleep/) [Accessed 2 Dec. 2024].
- Bridge Education Group (2024). *How to Build and Manage Your Own Student Portfolio the Teacherpreneur Playbook How to Build and Manage Your Own Student Portfolio*. [online] Available at: <https://bridge.edu/tefl/blog/wp-content/uploads/2023/09/Teacherpreneur-Playbook.pdf> [Accessed 6 Nov. 2024].

# Teaching Without Borders

- British Council (2024). *British Council LearnEnglish Kids | Free Online games, songs, Stories and Activities for Children*. [online] LearnEnglish Kids | British Council. Available at: <https://learnenglishkids.britishcouncil.org/> [Accessed 21 Oct. 2024].
- Brodi Cole (2024a). *10 Best Headsets for Online Teaching (2024)*. [online] The Tutor Resource. Available at: <https://thetutorresource.com/best-headsets-for-online-teaching/> [Accessed 7 Oct. 2024].
- Brodi Cole (2024b). *24 Best Computer for Online Teaching Options in 2024*. [online] The Tutor Resource. Available at: <https://thetutorresource.com/best-computer-for-online-teaching/> [Accessed 8 Oct. 2024].
- Buchanan, A. (2017). *5 Reasons Why Is English The 'Global Language' of Today*. [online] Speak English Center. Available at: <https://www.speakenglishcenter.com/english-5-reasons-why-is-english-the-global-language-of-today/?lang=en> [Accessed 27 Jan. 2023].
- Busuu (2024). *Busuu - Learn Languages online: Start for Free*. [online] Busuu. Available at: <https://www.busuu.com/> [Accessed 30 Oct. 2024].
- BusyTeacher (2024). *BusyTeacher: Free Printable Worksheets for Busy English Teachers*. [online] Busy Teacher. Available at: <https://busyteacher.org/> [Accessed 19 Nov. 2024].
- Calendly (2024a). *Calendly - Scheduling Appointments and Meetings Is Super Easy with Calendly*. [online] Calendly.com. Available at: <https://calendly.com/> [Accessed 11 Nov. 2024].
- Cambly (2024). *English Tutors Online - Cambly*. [online] www.cambly.com. Available at: <https://www.cambly.com/english?lang=en> [Accessed 29 Oct. 2024].
- Cambly Kids (2024). *Cambly Kids*. [online] www.cambly.com. Available at: <https://www.cambly.com/kids> [Accessed 18 Oct. 2024].
- Canva (2019). *How to Create a Logo with Canva - Canva*. [online] About Canva. Available at: <https://www.canva.com/create/logos/> [Accessed 8 Nov. 2024].
- Canva (2023). *Create and Collaborate*. [online] Canva for Education. Available at: <https://www.canva.com/education/> [Accessed 20 Nov. 2024].
- Canva (2024). *Canva Makes It Easy to Create and Share Professional designs*. [online] Canva. Available at: <https://www.canva.com/> [Accessed 19 Nov. 2024].
- Chandler, M. (2024). *How to Create the Ideal Ergonomic Workstation Setup in 2020*. [online] Ergonomics Health Association. Available at: <https://ergonomicshealth.com/ergonomic-workstation-setup/> [Accessed 4 Dec. 2024].
- Chaney, S. and Wawro, A. (2024). *Best Laptop Stands in 2024 — Our Top Picks*. [online] Tom's Guide. Available at: <https://www.tomsguide.com/best-picks/best-laptop-stands-in-month-year-our-top-picks> [Accessed 10 Oct. 2024].
- Chiang, G. (2024). *How to Create the Perfect Teacher Introduction Video That Lands Jobs*. [online] The Really Great Teacher Company. Available at: <https://reallygreatteachers.com/teachers/news/create-the-perfect-teacher-introduction-video> [Accessed 14 Nov. 2024].
- Chugani, R. (2021). *What Does EFL Stand For? What's the Difference between EFL and ESL?* [online] BridgeUniverse - TEFL Blog, News, Tips & Resources. Available at: <https://bridge.edu/tefl/blog/what-does-efl-stand-for/> [Accessed 18 Jan. 2023].
- Classgap (2024). *Online Private Lessons | Classgap*. [online] www.classgap.com. Available at: <https://www.classgap.com/en> [Accessed 1 Nov. 2024].
- ClassIn (2024). *ClassIn Brings Your Classroom to life, Wherever You Are in the world*. [online] ClassIn. Available at: <https://www.classin.com/> [Accessed 26 Nov. 2024].
- Cleveland Clinic (2023). *Computer Vision Syndrome: What It Is and How to Avoid It*. [online] Cleveland Clinic. Available at: <https://my.clevelandclinic.org/health/diseases/24802-computer-vision-syndrome> [Accessed 2 Dec. 2024].
- Cohen, J. (2023). *How to Turn Your Phone Into a Wi-Fi Hotspot*. [online] PCMag. Available at: <https://www.pcmag.com/how-to/how-to-turn-your-phone-into-a-wi-fi-hotspot> [Accessed 8 Oct. 2024].

# Teaching Without Borders

Colquhoun, K. (2024). *11 Best Places to Teach English Online with No Degree [2024]*. [online] The TEFL Academy. Available at: <https://www.theteflacademy.com/tefl-guide/teach-english-online-with-no-degree/> [Accessed 31 Oct. 2024].

Crissandra Ayroso (2024). *What's a Teacherpreneur? How to Stack Your Skill Sets to Earn More as a Teacher*. [online] Classroom. Available at: <https://www.classroom.com/blogs/teacher-resources/how-to-stack-your-skill-sets-to-earn-more-as-a-teacherpreneur> [Accessed 4 Nov. 2024].

Croteau, J. (2020). *17 Fun Virtual Teacher Backgrounds for Online Teaching*. [online] We Are Teachers. Available at: <https://www.weareteachers.com/virtual-teacher-backgrounds-for-online-teaching/> [Accessed 18 Feb. 2023].

Davies, W. (2022). *Best Online Teaching Background Ideas*. [online] Premier TEFL. Available at: <https://premiertefl.com/blog/best-online-teaching-background-ideas/> [Accessed 18 Feb. 2023].

Deady, K. (2018). *Here are the top 14 best websites for English teaching jobs abroad*. [online] Teach Away. Available at: <https://www.teachaway.com/blog/best-esl-job-websites> [Accessed 7 Feb. 2023].

DigiNo (2018). *PalFish Apply 2023 - Earn and Teach English on Your Mobile or Tablet - DigiNo*. [online] DigiNo. Available at: <https://digino.org/palfish-apply/> [Accessed 17 Oct. 2024].

DigiNo (2021). *6 Non-Chinese Online ESL Companies - Worldwide Teaching Jobs - DigiNo*. [online] <https://digino.org/>. Available at: <https://digino.org/non-chinese-online-esl-companies/> [Accessed 4 Feb. 2023].

DigiNo (2022a). *Allschool 2023 - Apply Now and Teach Any Subject Online - DigiNo*. [online] <https://digino.org/>. Available at: <https://digino.org/allschool-apply/> [Accessed 4 Feb. 2023].

DigiNo (2022b). *Payoneer - All You Need to Know (Receiving Online Teaching or Freelance Pay) - DigiNo*. [online] [digino.org](https://digino.org/). Available at: <https://digino.org/payoneer-for-freelance-teaching-pay/> [Accessed 17 Feb. 2023].

DigiNo (2023e). *Whales English 2023 Pay and Requirements - Online ESL Teaching Apply Page - DigiNo*. [online] <https://digino.org/>. Available at: <https://digino.org/whales-english-apply/> [Accessed 4 Feb. 2023].

DinoLingo (2024). *English for Kids - Learn Free - Best English Learning App for Kids - ESL*. [online] Dinolingo | Best Language Learning App for Kids - Language Learning for Kids. Available at: <https://www.dinolingo.com/learn-english-for-kids/> [Accessed 21 Oct. 2024].

Dunsmore, L. (2019). *Teaching ESL vs. EFL - What's the difference?* [online] [www.teflcourse.net](http://www.teflcourse.net). Available at: <https://www.teflcourse.net/blog/teaching-esl-vs-efl-whats-the-difference-itt-tefl-blog/> [Accessed 18 Jan. 2023].

Duolingo (2024). *About Us*. [online] Duolingo. Available at: <https://www.duolingo.com/info> [Accessed 26 Oct. 2024].

EF Teach Online (2024). *Teach English Online from Home*. [online] [Ef.com](http://ef.com). Available at: <https://www.ef.com/wwen/teachonline/> [Accessed 22 Oct. 2024].

Effortless Math (2021). *Top 5 Laptop Stands to Help You Teach Online*. [online] [Effortlessmath.com](http://effortlessmath.com). Available at: <https://www.effortlessmath.com/blog/top-5-laptop-stands-to-help-you-teach-online/> [Accessed 1 Mar. 2023].

Effortless Math (2024). *Best Ergonomic Chairs for Online Teachers in 2023*. [online] [www.effortlessmath.com](http://www.effortlessmath.com). Available at: <https://www.effortlessmath.com/blog/best-ergonomic-chairs-for-online-teachers-in-2021/> [Accessed 10 Oct. 2024].

Ellii (2024). *Home – Ellii (formerly ESL Library)*. [online] Ellii (formerly ESL Emily Bryson (2024). *How to Be a Teacherpreneur*. [online] [Ellii.com](http://Ellii.com). Available at: <https://ellii.com/blog/teacherpreneur> [Accessed 6 Nov. 2024].

ENGLISH EXPLORER (2018). *Why the English Language Became the World's Lingua Franca*. [online] Learn English with English Explorer. Available at: <https://www.englishexplorer.com.sg/why-the-english-language-became-the-worlds-lingua-franca/> [Accessed 18 Jan. 2023].

# Teaching Without Borders

- English Tutor Online (2021). *Online ESL Classes & Tutoring for Teens, Kids & Children*. [online] English Tutor Online. Available at: <https://www.englishtutoronline.com/english/children-and-teen-esl-programs/> [Accessed 21 Oct. 2024].
- Englishunt (2024). *About Us*. [online] Englishunt. Available at: <https://www.englishuntusa.com/about-us.html> [Accessed 24 Oct. 2024].
- Engoo (2024). *Engoo Online English*. [online] engoo.com. Available at: <https://engoo.com/> [Accessed 1 Nov. 2024].
- Enlego (2024). *Who We Are | Best Online English School*. [online] Enlego.com. Available at: <https://www.enlego.com/who-we-are> [Accessed 25 Oct. 2024].
- ESL Conversation Topics (2023). *Canva for ESL Teachers: Attract More Students and Boost Your Business*. [online] ESL Conversation Topics. Available at: <https://eslconversationtopics.com/blog/canva-for-esl-teachers/> [Accessed 19 Nov. 2024].
- ESL Job Exchange (2024). *Best Ergonomic Chairs for Online Teachers - ESL Job Exchange*. [online] ESL Job Exchange. Available at: <https://www.esljobexchange.com/ergonomic-chairs-online-teachers/> [Accessed 10 Oct. 2024].
- ESL Kidstuff (2024). *ESL Kids Lesson plans, Materials & Resources | ESL KidStuff*. [online] ESL KidStuff. Available at: <https://eslkidstuff.com/> [Accessed 21 Oct. 2024].
- FluentU (2024). *Language Immersion Online | Learn a Language with Videos | FluentU*. [online] Fluentu.com. Available at: <https://www.fluentu.com/> [Accessed 29 Oct. 2024].
- Galea, L. (2022b). *What Are The Basic Requirements To Teach English Online?* [online] www.internationalteflacademy.com. Available at: <https://www.internationalteflacademy.com/blog/basic-requirements-to-teach-english-online> [Accessed 31 Jan. 2023].
- Galea, L. (2023). *11 Companies Where You Can Teach English Online to Adults*. [online] Internationalteflacademy.com. Available at: <https://www.internationalteflacademy.com/blog/10-companies-where-you-can-teach-english-online-to-adults> [Accessed 28 Oct. 2024].
- Gascoigne, T. (2021). *6 must-have online English teacher skills*. [online] Teach Away. Available at: <https://www.teachaway.com/blog/6-must-have-online-english-teacher-skills> [Accessed 11 Oct. 2024].
- goFLUENT (2023). *About Us: Our Commitment to Accelerate Language Learning | goFLUENT*. [online] goFLUENT | United States. Available at: <https://www.gofluent.com/us-en/about-gofluent/> [Accessed 25 Oct. 2024].
- Google Calendar (2024). *Google Calendar: Online Calendars for Business | Google Workspace*. [online] workspace.google.com. Available at: <https://workspace.google.com/products/calendar/> [Accessed 21 Nov. 2024].
- Google Drive (2024). *Google Drive: Online File Storage for Business | Google Workspace*. [online] workspace.google.com. Available at: [https://workspace.google.com/intl/en\\_za/products/drive/](https://workspace.google.com/intl/en_za/products/drive/) [Accessed 21 Nov. 2024].
- Google Meet (2024). *Google Meet - Video Calls and Meetings for Everyone*. [online] google.com. Available at: <https://meet.google.com/landing> [Accessed 21 Nov. 2024].
- Green, A. (2024). *How to Write a Cover Letter That Will Get You a Job*. [online] The Cut. Available at: [https://www.thecut.com/article/how-to-write-a-cover-letter.html?utm\\_campaign=feed-part&utm\\_medium=social\\_acct&utm\\_source=chatgpt.com](https://www.thecut.com/article/how-to-write-a-cover-letter.html?utm_campaign=feed-part&utm_medium=social_acct&utm_source=chatgpt.com) [Accessed 14 Nov. 2024].
- H5P (2024). *Create, Share and Reuse Interactive HTML5 Content in Your Browser*. [online] H5p.org. Available at: <https://h5p.org/> [Accessed 20 Nov. 2024].
- Hadgraft, N.T., Willenberg, L., LaMontagne, A.D., Malkoski, K., Dunstan, D.W., Healy, G.N., Moodie, M., Eakin, E.G., Owen, N. and Lawler, S.P. (2017). Reducing Occupational sitting: Workers' Perspectives on Participation in a multi-component Intervention. *International Journal of Behavioral Nutrition and Physical Activity*, [online] 14(1). doi:<https://doi.org/10.1186/s12966-017-0530-y>.
- Hall, M. (2021). *Top 8 whiteboard apps for training providers*. [online] Arlo Training Management Software. Available at: <https://www.arlo.co/blog/top-8-whiteboard-apps-for-training-providers> [Accessed 17 Feb. 2023].

# Teaching Without Borders

Hansson, C. (2022). *TEFL: Creating Effective Introductory Videos | i-to-i TEFL*. [online] i-to-i TEFL. Available at: <https://www.i-to-i.com/tefl-blog/perfecting-your-application/creating-effective-introductory-videos/> [Accessed 14 Nov. 2024].

Harvard Health Publishing (2024). *Blue Light Has a Dark Side - Harvard Health*. [online] Harvard Health. Available at: <https://www.health.harvard.edu/staying-healthy/blue-light-has-a-dark-side?> [Accessed 2 Dec. 2024].

Hawthorne, E. (2019). *The Importance of Good Lighting in Enhancing Workplace Wellness*. [online] Corporatwellnessmagazine.com. Available at: <https://www.corporatewellnessmagazine.com/article/the-importance-of-good-lighting-in-enhancing-workplace-wellness?> [Accessed 4 Dec. 2024].

Healy, G.N., Dunstan, D.W., Salmon, J., Cerin, E., Shaw, J.E., Zimmet, P.Z. and Owen, N. (2008). Breaks in Sedentary Time: Beneficial Associations with Metabolic Risk. *Diabetes Care*, [online] 31(4), pp.661–666. doi:<https://doi.org/10.2337/dc07-2046>.

HelloTalk (2024). *HelloTalk | Free Language Exchange | Language Partners*. [online] HelloTalk. Available at: <https://www.hellotalk.com/> [Accessed 31 Oct. 2024].

Higgs, M. (2021). *How to Prepare for Your Online Teaching Interview | i-to-i Guest Blog*. [online] i-to-i TEFL. Available at: <https://www.i-to-i.com/tefl-blog/teaching-english-online/how-to-prepare-for-online-teaching-interview/> [Accessed 14 Nov. 2024].

Hoots, L. (2024). *13 Best Online Business Tools for Teacherpreneurs*. [online] Uteach.io. Available at: <https://uteach.io/articles/business-tools-for-teacherpreneurs> [Accessed 11 Nov. 2024].

Hossain, M. (2024). *15 Best Website Builder for Teachers in 2024*. [online] Dorik.com. Available at: <https://dorik.com/website-builders/best-website-builder-for-teachers> [Accessed 8 Nov. 2024].

Hujiang (2024). *沪江网校-英日法韩13国外语、考研留学、职场兴趣在线学*. [online] Hujiang.com. Available at: <https://class.hujiang.com/index/english> [Accessed 26 Oct. 2024].

i-to-i (2021). *HOW TO TEACH ENGLISH ONLINE*. [online] i-to-i Teaching & Education experts. Available at: <https://www.i-to-i.com/wp-content/uploads/2021/06/TEACHING-ENGLISH-ONLINE-2022-1.pdf> [Accessed 24 Feb. 2023].

i-to-i (2023). *TEFL Jobs Online | Start Teaching in 6 Weeks | i-to-i TEFL Jobs*. [online] i-to-i TEFL. Available at: <https://www.i-to-i.com/tefl-jobs/tefl-jobs-online/#:~:text=Q%3A%20How%20do%20I%20qualify> [Accessed 9 Feb. 2023].

i-to-i (n.d.). *Trinity CertTESOL - Level 5*. [online] i-to-i TEFL. Available at: <https://www.i-to-i.com/trinity> [Accessed 23 Feb. 2023].

i-to-i TEFL (2024). *i-to-i TEFL*. [online] i-to-i TEFL. Available at: <https://www.i-to-i.com/tefl-courses/> [Accessed 26 Nov. 2024].

International TEFL Academy (2023b). *Teaching Test Prep Skills Course - Learn to Teach English Test Prep*. [online] Internationalteflacademy.com. Available at: <https://www.internationalteflacademy.com/teaching-test-prep-specialty-course#register> [Accessed 25 Nov. 2024].

International TEFL Academy (2024a). *ITA Online TEFL Course: Overview / Content / Syllabus / FAQs*. [online] Internationalteflacademy.com. Available at: [https://www.internationalteflacademy.com/online-tefl-course-overview-content-syllabus-faqs?utm\\_source=chatgpt.com](https://www.internationalteflacademy.com/online-tefl-course-overview-content-syllabus-faqs?utm_source=chatgpt.com) [Accessed 29 Nov. 2024].

International TEFL Academy (2024b). *Teaching English to Young Learners Specialty Course Syllabus*. [online] Internationalteflacademy.com. Available at: <https://www.internationalteflacademy.com/teaching-english-to-young-learners-course-syllabus> [Accessed 26 Nov. 2024].

ISL Collective (2024). *Free ESL, EFL Worksheets Made by Teachers for Teachers*. [online] Islcollective.com. Available at: <https://en.islcollective.com/> [Accessed 19 Nov. 2024].

ITA (2024). *30-HOUR TEACHING ENGLISH ONLINE COURSE*. [online] International TEFL Academy. Available at: <https://www.internationalteflacademy.com/teaching-english-online-specialty-course> [Accessed 29 Nov. 2024].

# Teaching Without Borders

italki. (2024). *italki: Become fluent in any language*. [online] Available at: <https://www.italki.com/en/campaign/language-lessons-for-kids> [Accessed 21 Oct. 2024].

ITTT (2024). *Combined TEFL Courses | ✓✓✓ Online & In-Class TEFL Courses*. [online] teflcourse.net. Available at: <https://www.teflcourse.net/tefl-courses-combined/> [Accessed 23 Feb. 2023].

ITTT TEFL (2024). *Popular Specializations in TEFL | ✓✓✓ ITTT*. [online] teflcourse.net. Available at: <https://www.teflcourse.net/pillars/tefl-certification-online-programs/specialized-tefl-certification-courses/popular-specializations-in-tefl/> [Accessed 22 Nov. 2024].

ITTT TESOL (2024a). *ITTT 60-hour 10-unit Course in Teaching Business English with Tutor*. [online] teflonline.net. Available at: <https://www.teflonline.net/tefl-online-courses/online-tefl-specialized-courses/tefl-teaching-business-english/> [Accessed 25 Nov. 2024].

ITTT TESOL (2024b). *TEFL Courses with Specialization Options | ✓✓✓ ITTT TEFL & TESOL*. [online] teflonline.net. Available at: <https://www.teflonline.net/ia/tefl-courses-with-specialization-options/> [Accessed 22 Nov. 2024].

iTutor - Teaching Online (2024). *Teaching Online*. [online] Teaching Online. Available at: <https://www.teachonlinewithus.com/itutor> [Accessed 24 Oct. 2024].

Jamieson-Mane, J. (2023). *8 Best Headphones for Teaching Online [2023] - Headphonesty*. [online] www.headphonesty.com. Available at: <https://www.headphonesty.com/2021/05/best-headphones-for-teaching-online/> [Accessed 17 Mar. 2023].

Jason (2017). *How to Fix Internet Problems-5 Tips for Online Teachers | Teach Nomadic*. [online] Teach Nomadic. Available at: <https://teachnomadic.com/how-to-fix-internet-problems-tips-for-online-teachers> [Accessed 22 Feb. 2023].

Jingjie, W., Yang, L., Jing, Y., Ran, L., Yiqing, X. and Zhou, N. (2022). Sedentary Time and Its Association with Risk of Cardiovascular Diseases in adults: an Updated Systematic Review and meta-analysis of Observational Studies. *BMC Public Health*, [online] 22(1). doi:<https://doi.org/10.1186/s12889-022-12728-6>.

Johnson, J. (2021). *How Do I Prepare for a TEFL/TESOL Interview?* [online] BridgeUniverse - TEFL Blog, News, Tips & Resources. Available at: <https://bridge.edu/tefl/blog/prepare-for-tefl-tesol-interview/> [Accessed 14 Nov. 2024].

Joshua Hardwick and Oh, S. (2022). *SEO Basics: a Noob-Friendly 5-Step Guide to SEO Success*. [online] SEO Blog by Ahrefs. Available at: <https://ahrefs.com/blog/seo-basics/> [Accessed 8 Nov. 2024].

Kahoot (2024). *Kahoot! | Learning Games | Make Learning Awesome!* [online] Kahoot! Available at: <https://kahoot.com/> [Accessed 19 Nov. 2024].

Katella, K. (2019). *Why Is Sitting so Bad for Us?* [online] Yale Medicine. Available at: <https://www.yalemedicine.org/news/sitting-health-risks?> [Accessed 2 Dec. 2024].

Kidlingoo (2023). *English Speaking Course for Kids | LIVE Spoken English | KIDLingoo*. [online] KIDLingoo. Available at: <https://kidlingoo.com/english-speaking-course-for-kids/> [Accessed 21 Oct. 2024].

Kingston Technology (2021). *The 5 Benefits of SSDs over Hard Drives - Kingston Technology*. [online] Kingston Technology Company. Available at: <https://www.kingston.com/en/blog/pc-performance/benefits-of-ssd#:~:text=SSDs%20offers%20shorter%20boot%20times> [Accessed 16 Feb. 2023].

Kotler, P. and Armstrong, G. (2018). *Principles of Marketing*. [online] Available at: <https://sharifstrategy.org/wp-content/uploads/2019/07/Philip-T.-Kotler-Gary-Armstrong-Principles-of-Marketing-2017-Pearson.pdf> [Accessed 6 Nov. 2024].

Krzl Light Nuñez (2020). *10 Things I Wish I'd Known before Becoming a Freelance English Teacher - Bridge*. [online] BridgeUniverse - TEFL Blog, News, Tips & Resources. Available at: <https://bridge.edu/tefl/blog/10-things-i-wish-id-known-before-becoming-freelance-english-teacher/> [Accessed 11 Nov. 2024].

# Teaching Without Borders

- Krzl Light Nuñez (2021). *7 Ways You Can Use Social Media to Get More Online English Students* - BridgeUniverse - TEFL Blog, News, Tips & Resources. [online] Krzl Light Nuñez (2023). *How to Monetize Your Freelance Teaching Business*. [online] BridgeUniverse - TEFL Blog, News, Tips & Resources. Available at: <https://bridge.edu/tefl/blog/monetize-your-freelance-teaching-business/> [Accessed 6 Nov. 2024].
- Langaroo (2024). *English Lessons for Kids and Teens* | Langaroo. [online] Langaroo.com. Available at: <https://langaroo.com/> [Accessed 21 Oct. 2024].
- Laskowski, E.R. (2022). *Sitting risks: How Harmful Is Too Much sitting?* [online] Mayo Clinic. Available at: <https://www.mayoclinic.org/healthy-lifestyle/adult-health/expert-answers/sitting/faq-20058005?> [Accessed 2 Dec. 2024].
- Latinhire (2024). *LatinHire Online Tutoring*. [online] LatinHire Online Tutoring • LatinHire Selects the Best Tutors in the World for Some of the Largest e-learning companies. Our Tutors Teach English, Marketing, Economy, IT, Calculus, Chemistry, Physics, Statistics, Accounting and More. Available at: <https://www.latinhire.com/#what-our-tutors-do> [Accessed 25 Oct. 2024].
- Learnlight (2024). *Blended & Online Language & Soft Skills Courses for Business*. [online] www.learnlight.com. Available at: <https://www.learnlight.com/en/> [Accessed 28 Oct. 2024].
- Lee, M. (2020). *Important Questions and Answers for Online ESL Teacher Interviews You Should Know*. [online] Premier TEFL. Available at: <https://premiertefl.com/za/blog/online-esl-teacher-interview-questions-and-answers/> [Accessed 14 Nov. 2024].
- Leng, E. (2024). *Top 5 Challenges for Online Educators and How to Overcome Them*. [online] LatinHire Online Tutoring. Available at: <https://www.latinhire.com/top-5-challenges-for-online-educators-and-how-to-overcome-them/> [Accessed 5 Nov. 2024].
- Leonard, D. (2024). *Essential Apps for the Physical and Digital Classroom*. [online] Edutopia. Available at: <https://www.edutopia.org/article/essential-apps-physical-and-digital-classroom/> [Accessed 7 Oct. 2024].
- LessonBud (2023). *Top 10 Online Communities for Teacher Networking and Support*. [online] lessonbud.com. Available at: <https://lessonbud.com/blog/top-10-online-communities-for-teacher-networking-and-support/> [Accessed 3 Dec. 2024].
- Lingoda (2024a). *Lingoda | Careers | Join Us*. [online] Lingoda. Available at: <https://www.lingoda.com/en/p/careers/> [Accessed 22 Oct. 2024].
- Lingoda (2024b). *Lingoda: Online Language School*. [online] Lingoda. Available at: [https://www.lingoda.com/en/?utm\\_campaign=P-Search-Brand---](https://www.lingoda.com/en/?utm_campaign=P-Search-Brand---) [Accessed 29 Oct. 2024].
- Linked-In (2024). *How can you teach students in different time zones using online tutoring tools and platforms?* [online] LinkedIn.com. Available at: <https://www.linkedin.com/advice/1/how-can-you-teach-students-different-time-zones-using> [Accessed 11 Oct. 2024].
- Live Lingua (2024). *English Tutors Online*. [online] Live Lingua. Available at: <https://www.livelingua.com/english> [Accessed 29 Oct. 2024].
- Loeffler, J. (2024). *Best external hard drives of 2024*. [online] TechRadar. Available at: <https://www.techradar.com/news/best-external-desktop-and-portable-hard-disk-drives> [Accessed 7 Oct. 2024].
- MacKenzie, E. (2020). *The Best Online Resources for EFL teachers: the Ultimate list! | the TEFL Org*. [online] The TEFL Org. Available at: <https://www.tefl.org/blog/best-resources-for-efl-teachers/> [Accessed 18 Nov. 2024].
- Magic Ears (2024). *Start Working from Home or Anywhere*. [online] Mmears.com. Available at: <https://t.mmears.com/v2/learn> [Accessed 26 Oct. 2024].
- Marcin, A. (2017). *How Does the 20-20-20 Rule Prevent Eye Strain?* [online] Healthline. Available at: <https://www.healthline.com/health/eye-health/20-20-20-rule?> [Accessed 2 Dec. 2024].
- Maria Campbell (2024). *Beyond the Classroom: Introduction to Teacherpreneurship*. [online] Mariamocampbell.com. Available at: <https://mariamocampbell.com/beyond-the-classroom-introduction-to-teacherpreneurship/> [Accessed 6 Nov. 2024].
- Mayo Clinic (2023). *Office ergonomics: Your how-to Guide*. [online] Mayo Clinic. Available at: <https://www.mayoclinic.org/healthy-lifestyle/adult-health/in-depth/office-ergonomics/art-20046169?> [Accessed 4 Dec. 2024].

# Teaching Without Borders

- Mayo Clinic (2024). *Chronic Stress Puts Your Health at Risk*. [online] Mayo Clinic. Available at: <https://www.mayoclinic.org/healthy-lifestyle/stress-management/in-depth/stress/art-20046037?> [Accessed 3 Dec. 2024].
- McMaster, P. (2023). *Which is the best internet solution? Fibre, Wireless Fibre, Fixed LTE or ADSL*. [online] Faircom. Available at: <https://faircom.co.za/know-your-internet-the-difference-between-fibre-lte-adsl/> [Accessed 8 Oct. 2024].
- Memrise (2024). *Memrise - Learn a language. Meet the world*. [online] Memrise. Available at: <https://www.memrise.com/> [Accessed 31 Oct. 2024].
- Microsoft Teams (2024). *The New Microsoft Teams Is Now Generally Available*. [online] www.microsoft.com. Available at: <https://www.microsoft.com/en-za/microsoft-teams/log-in> [Accessed 21 Nov. 2024].
- Miro (2022). *The Online Whiteboard for Teaching | Web whiteboard*. [online] <https://webwhiteboard.com/>. Available at: <https://webwhiteboard.com/education/> [Accessed 17 Feb. 2023].
- Moir, A. (2018). *How to: Create a TEFL Intro Video*. [online] The TEFL Org. Available at: <https://www.tefl.org/blog/how-to-create-tefl-intro-video/> [Accessed 14 Nov. 2024].
- Moir, A. (2022). *10 Top Tips for Writing a TEFL Cover Letter | TEFL Blogs | The TEFL Org*. [online] The TEFL Org. Available at: <https://www.tefl.org/blog/top-tips-cover-letter/> [Accessed 14 Nov. 2024].
- Monaco, E. (2022). *What's the Difference Between CELTA and TEFL? | Go Overseas*. [online] www.gooverseas.com. Available at: <https://www.gooverseas.com/blog/difference-between-celta-and-tefl#:~:text=than%20a%20CELTA,-> [Accessed 23 Jan. 2023].
- Mordi, P. (2024). *6 Best (EASY) Website Builders for Teachers & Schools in 2024*. [online] Website Planet. Available at: <https://www.websiteplanet.com/blog/best-website-builders-teachers-schools/> [Accessed 8 Nov. 2024].
- Moz (2024). *The Beginner's Guide to SEO*. [online] Moz. Available at: <https://moz.com/beginners-guide-to-seo> [Accessed 8 Nov. 2024].
- Mulvahill, E. (2020). *12 Great Headsets With Microphones for Teachers and Students*. [online] We Are Teachers. Available at: <https://www.weareteachers.com/best-headsets-for-teachers/> [Accessed 8 Oct. 2024].
- Murphy, A. (2024). *11 Best Laptops For Online Teaching and ESL Teachers in 2024 - Laptopified*. [online] Laptopified. Available at: <https://laptopified.com/best-laptop/best-laptops-for-online-teaching/> [Accessed 7 Oct. 2024].
- Ndungu, S. (2022). *What is Fixed Wireless Internet? How it Works | TechTarget*. [online] Mobile Computing. Available at: <https://www.techtarget.com/searchmobilecomputing/definition/fixed-wireless> [Accessed 8 Oct. 2024].
- Neck, H. (2014). *Top 5 Challenges of Teaching Entrepreneurship · Babson Thought & Action*. [online] Babson Thought & Action. Available at: <https://entrepreneurship.babson.edu/top-5-challenges-of-teaching-entrepreneurship/> [Accessed 4 Nov. 2024].
- Notion (2024). *Your Connected Workspace for wiki, Docs & Projects | Notion*. [online] Notion. Available at: <https://www.notion.com/> [Accessed 21 Nov. 2024].
- Novakid (2024). *JOIN NOVAKID AND START TEACHING!* [online] Novakid Teachers. Available at: <https://novakidteachers.recruitee.com/> [Accessed 18 Oct. 2024].
- Nuñez, K.L. (2022a). *How to Start an Online English Teaching Business (Without Breaking the Bank)*. [online] BridgeUniverse - TEFL Blog, News, Tips & Resources. Available at: <https://bridge.edu/tefl/blog/start-an-online-english-teaching-business/> [Accessed 6 Nov. 2024].
- Nuñez, K.L. (2022b). *What Am I Worth? Setting Your Rates as a Freelance English Tutor (and Other Financial Issues)*. [online] Bridge Universe. Available at: <https://bridge.edu/tefl/blog/setting-your-rates-freelance-english-tutor/> [Accessed 12 Nov. 2024].
- Nuñez, K.L. (2024). *The Best Digital Tools for Teaching English Online*. [online] BridgeUniverse - TEFL Blog, News, Tips & Resources. Available at: <https://bridge.edu/tefl/blog/tools-for-teaching-english-online/> [Accessed 9 Nov. 2024].

# Teaching Without Borders

O'Brien, C. (2023). *15 Best Paid Online Teaching Jobs*. [online] GoAbroad.com. Available at: <https://www.goabroad.com/articles/teach-abroad/best-paid-online-teaching-jobs> [Accessed 30 Jan. 2023].

O'Sullivan, I. (2023a). *Starting Your Own Business with TEFL | TEFL Institute | South Africa*. [online] TEFL Institute. Available at: <https://teflinstitute.com/za/blog/starting-your-own-business-with-tefl/> [Accessed 8 Nov. 2024].

O'Sullivan, I. (2023b). *TEFL Classroom Resources - Must Have Materials for Classrooms - South Africa*. [online] TEFL Institute. Available at: <https://teflinstitute.com/za/blog/tefl-classroom-resources-must-have-materials-for-effective-teaching/> [Accessed 18 Nov. 2024].

Oberstein-Allen, M. (2020). *Teaching English Online from Home: The 101 Guide*. [online] JIMMYESL. Available at: <https://jimmysl.com/teach-english-online/> [Accessed 17 Feb. 2023].

Off2Class (2024). *Save Time, Focus on Your ESL Students*. [online] Off2Class. Available at: <https://www.off2class.com/> [Accessed 19 Nov. 2024].

OISE at the University of Toronto (2023). *TEFL Certificate - TEFL Specializations - Online*. [online] OISE University of Toronto TEFL Certification. Available at: <https://teflonline.teachaway.com/pages/tefl-certificate-specializations> [Accessed 21 Jan. 2023].

OneStopEnglish (2024). *Home*. [online] Onestopenglish. Available at: <https://www.onestopenglish.com/> [Accessed 19 Nov. 2024].

Online English Teaching (2023). *Everything You Need to Know to Get a Job at Cambly*. [online] Online English Teaching. Available at: <https://www.onlineenglishteaching.com/cambly> [Accessed 22 Oct. 2024].

Online Schools Center (2021). *What computer requirements are needed to take online classes?* [online] Online Schools Center. Available at: <https://www.onlineschoolscenter.com/computer-requirements/> [Accessed 13 Feb. 2023].

<https://ontesol.com/teaching-business-english-course/>

OnTESOL (2023). *20-hour Teaching Business English Certificate (TBEC)*. [online] OnTESOL. Available at: [Accessed 25 Nov. 2024].

Open English (2023). *Teaching Opportunities | Open English Brasil*. [online] Open English Brasil. Available at: <https://www.openenglish.com.br/carreiras/teaching-opportunities/> [Accessed 25 Oct. 2024].

OpenAI (2024). *ChatGPT: Language Model (November 2024 Version)*. [online] ChatGPT 4.0. Available at: <https://chat.openai.com/> [Accessed 18 Nov. 2024].

Ovidian & Kyrchev (2022). *What are the technical requirements to teach online lessons?* [online] learn.microsoft.com. Available at: <https://learn.microsoft.com/en-us/takelessons/teacher-support/becoming-a-takelessons-teacher/what-are-the-technical-requirements-to-teach-online-lessons> [Accessed 13 Feb. 2023].

Palfish (2022). *PalFish - Make Learning More effective*. [online] Palfish.org. Available at: <https://palfish.org/> [Accessed 17 Oct. 2024].

Palladino, V. (2024). *The best webcams for 2024*. [online] Engadget. Available at: <https://www.engadget.com/best-webcams-123047068.html?guccounter=1> [Accessed 8 Oct. 2024].

Palmer, A.E. (2023). *The 12 Best Online TEFL Courses | Go Overseas*. [online] www.gooverseas.com. Available at: <https://www.gooverseas.com/blog/best-online-tefl-courses> [Accessed 7 Oct. 2024].

Parmar, D. (2023). *16 English Learning Platforms for Kids to Move from ABCs to Fluency | Geekflare*. [online] Geekflare. Available at: <https://geekflare.com/english-learning-platforms-for-kids/> [Accessed 18 Oct. 2024].

Payoneer (2024). *Business Payments for Today's Global Economy*. [online] Payoneer.com. Available at: <https://www.payoneer.com/> [Accessed 12 Nov. 2024].

PayPal (2024). *Send Money, Pay Online or Set up a Merchant Account - PayPal*. [online] www.paypal.com. Available at: <https://www.paypal.com/za/home> [Accessed 12 Nov. 2024].

# Teaching Without Borders

- Pimsner, I.M. (2020). *ESL Desk: Top Desks for Teaching English Online*. [online] Teach English Online. Available at: <https://esldreamjob.com/top-5-desks-for-teaching-english-online/> [Accessed 27 Feb. 2023].
- Powtoon (2024). *Powtoon | Create Awesome Videos Yourself*. [online] Powtoon.com. Available at: <https://www.powtoon.com/> [Accessed 21 Nov. 2024].
- Premier TEFL (2019). *Teaching Young Learners - Premier TEFL*. [online] Premier TEFL. Available at: <https://premiertefl.com/courses/young-learners/> [Accessed 26 Nov. 2024].
- Premier TEFL (2024). *60-Hour Level 5 Teaching Business English*. [online] Premier TEFL. Available at: <https://premiertefl.com/courses/teaching-business-english-tefl-course/> [Accessed 25 Nov. 2024].
- Premier TEFL (2024b). *270 Hour Premier TEFL Course*. [online] Premier TEFL. Available at: <https://premiertefl.com/courses/tefl-270-hour/> [Accessed 26 Nov. 2024].
- Premier TEFL (2024c). *300-Hour Ofqual Regulated Level 5 TEFL Advanced Diploma*. [online] Premier TEFL. Available at: <https://premiertefl.com/courses/tefl-300/> [Accessed 26 Nov. 2024].
- Premier TEFL (2024d). *Premier TEFL Courses*. [online] Premier TEFL. Available at: [https://premiertefl.com/courses/?utm\\_source=chatgpt.com](https://premiertefl.com/courses/?utm_source=chatgpt.com) [Accessed 29 Nov. 2024].
- Premier TEFL (2024e). *Teaching Business English*. [online] Premier TEFL. Available at: <https://premiertefl.com/za/courses/business-english/> [Accessed 25 Nov. 2024].
- Preply (2024a). *Preply - Learn Faster with Your Best Language tutor*. [online] Preply. Available at: <https://preply.com/> [Accessed 29 Oct. 2024].
- Preply (2024b). *Tutors for Kids | Private Online Classes for Kids*. [online] preply.com. Available at: <https://preply.com/en/online/tutors-for-kids> [Accessed 19 Oct. 2024].
- Protostar Education (2023). *Protostar Teacher*. [online] Protostarteacher. Available at: <https://www.protostarteacher.com/> [Accessed 18 Oct. 2024].
- Qkids (2024). *Qkids Teach Online*. [online] teacher.qkids.com. Available at: <https://teacher.qkids.com/> [Accessed 26 Oct. 2024].
- Quizlet (2024). *Flashcards, Learning tools, and Textbook Solutions | Quizlet*. [online] Quizlet. Available at: <https://quizlet.com/gb> [Accessed 19 Nov. 2024].
- Remmert, H. (2021). *What is LTE: How It Works and Why It Matters*. [online] www.digi.com. Available at: <https://www.digi.com/blog/post/what-is-lte> [Accessed 8 Oct. 2024].
- Ross, C. (2023). *What Are Learning Resources for teachers? How Are They helpful?* [online] TeachingEnglish. Available at: <https://www.teachingenglish.org.uk/comment/212820#comment-212820> [Accessed 18 Nov. 2024].
- SAINS, U. (2024). *The Concept of Teacherpreneur*. [online] Stekom.ac.id. Available at: <https://stekom.ac.id/en/article/the-concept-of-teacherpreneur> [Accessed 4 Nov. 2024].
- Seitz, L. (2024). *What is Cable Internet? Everything You Need to Know*. [online] BroadbandSearch.net. Available at: <https://www.broadbandsearch.net/blog/what-is-cable-internet> [Accessed 8 Oct. 2024].
- Sharma, N. (2023). *5 Key Challenges to Online Education in 2023 - Hurix*. [online] Hurix Digital. Available at: <https://www.hurix.com/5-key-challenges-in-online-education-in-2023-how-to-overcome-them/> [Accessed 5 Nov. 2024].
- Singh, S. (2024). *How Teacherpreneurs Are Changing the World of Education*. [online] Classcardapp.com. Available at: <https://www.classcardapp.com/blog/how-teacherpreneurs-are-changing-the-world-of-education> [Accessed 4 Nov. 2024].

# Teaching Without Borders

SkimaTalk (2024). *Sharing the World's Knowledge - SkimaTalk*. [online] SkimaTalk, Inc. Available at: <https://www.skimataalk.com/en> [Accessed 29 Oct. 2024].

Skyeng (2024). *Learning English in an Online School - Skyeng*. [online] Skyeng. Available at: <https://skyeng.ru/?noRedirect=1> [Accessed 28 Oct. 2024].

Smith, J. (2023). *Applying and Interviewing for Online ESL Teaching Jobs*. [online] OnTESOL. Available at: <https://ontesol.com/blog/tips-for-preparing-for-an-online-esl-teaching-interview/> [Accessed 14 Nov. 2024].

Starkid (2023). *Teacher | Starkid - English*. [online] Starkid - English. Available at: <https://www.starkid.com.hk/teacher> [Accessed 18 Oct. 2024].

Stripe (2024). *Stripe - Financial Infrastructure to Grow Your Revenue*. [online] Stripe.com. Available at: <https://stripe.com/> [Accessed 12 Nov. 2024].

Taylor, V. (2020). *Teaching English online: The pros and cons*. [online] i-to-i TEFL. Available at: <https://www.i-to-i.com/tefl-blog/teaching-english-online/pros-and-cons/> [Accessed 30 Jan. 2023].

Teach & Go (2021). *7 Perfect Office Chairs for Online Teachers*. [online] Teach and GO. Available at: <https://teachandgo.com/office-chairs-teachers/> [Accessed 1 Mar. 2023].

Teach Away (2024). *Which TEFL Specializations Should I choose?* [online] kb.teachaway.com. Available at: <https://kb.teachaway.com/en/faq/which-tefl-specializations-should-i-choose> [Accessed 22 Nov. 2024].

Teachaway (2024). *Hujiang EdTech - Teaching Jobs | Teach Away*. [online] Teachaway.com. Available at: <https://www.teachaway.com/schools/hujiang-edtech> [Accessed 26 Oct. 2024].

TeachingEnglish (2024). *TeachingEnglish | British Council | BBC*. [online] TeachingEnglish | British Council | BBC. Available at: <https://www.teachingenglish.org.uk/> [Accessed 19 Nov. 2024].

TEFL Institute Cape Town (2022a). *10 Qualities Needed to Be a Great TEFL Teacher*. [online] TEFL Institute. Available at: <https://teflinstitute.com/blog/10-qualities-needed-to-be-a-great-tefl-teacher/> [Accessed 15 Oct. 2024].

TEFL Institute Cape Town (2022b). *Teach English Online: the Essential Guide for TEFL Teachers | Updated August 2022*. [online] TEFL Institute Cape Town. Available at: [https://teflinstitute.com/teach-english-abroad/teach-english-online/?utm\\_source=21077810371&utm\\_medium=](https://teflinstitute.com/teach-english-abroad/teach-english-online/?utm_source=21077810371&utm_medium=) [Accessed 8 Nov. 2024].

TEFL Institute Cape Town (2023). *7 Tips to Write a TEFL Cover Letter | TEFL Institute*. [online] TEFL Institute. Available at: [https://teflinstitute.com/za/blog/7-tips-to-write-a-tefl-cover-letter/?utm\\_source=21077810371&utm\\_medium=](https://teflinstitute.com/za/blog/7-tips-to-write-a-tefl-cover-letter/?utm_source=21077810371&utm_medium=) [Accessed 14 Nov. 2024].

TEFL Institute Cape Town (2024a). *30 Hour Teaching Business English*. [online] TEFL Institute. Available at: <https://teflinstitute.com/za/course/30-hour-teaching-business-english-course/> [Accessed 25 Nov. 2024].

TEFL Institute Cape Town (2024b). *60 Hour Level 5 TEFL in Teaching English for Exams*. [online] TEFL Institute. Available at: <https://teflinstitute.com/course/60-hour-level-5-tefl-in-teaching-english-for-exams/> [Accessed 25 Nov. 2024].

TEFL.com (2015). *All About Us*. [online] Tefl.com. Available at: <https://www.tefl.com/about-us/> [Accessed 10 Feb. 2023].

tefladmin (2024). *How to Market Yourself as an Online English Teacher*. [online] TEFL Institute. Available at: <https://teflinstitute.com/za/blog/how-to-market-yourself-as-an-online-english-teacher/> [Accessed 9 Oct. 2024].

TESOL SA (2024). *TBE Teaching Business English*. [online] TESOL SA. Available at: <https://tesolsa.co.za/teaching-business-english-tbe/> [Accessed 25 Nov. 2024].

The TEFL Academy (2021a). *Teaching Young Learners - the TEFL Academy South Africa*. [online] The TEFL Academy. Available at: [https://www.theteflacademy.com/za/tefl-top-up-courses/teaching-young-learners/?gad\\_source=1&gclid=Cj0KCQiAgJa6BhCOARIsAMiL7V8Rr7Q6Uj7CSKnoGvEzrEaeQr8sj2CnwwyzDilAXdR-GRFSZT4dUHwaAtZhEALw\\_wcB](https://www.theteflacademy.com/za/tefl-top-up-courses/teaching-young-learners/?gad_source=1&gclid=Cj0KCQiAgJa6BhCOARIsAMiL7V8Rr7Q6Uj7CSKnoGvEzrEaeQr8sj2CnwwyzDilAXdR-GRFSZT4dUHwaAtZhEALw_wcB) [Accessed 26 Nov. 2024].

# Teaching Without Borders

- The TEFL Academy (2022). *What is TEFL?* [online] The TEFL Academy. Available at: <https://www.theteflacademy.com/tefl-learning-centre/tefl-basics/what-is-tefl/> [Accessed 4 Mar. 2023].
- The TEFL Academy (2023a). *Qualities of a Good TEFL Teacher | the TEFL Academy the TEFL Academy Blog.* [online] The TEFL Academy. Available at: <https://www.theteflacademy.com/blog/qualities-of-a-good-tefl-teacher/> [Accessed 15 Oct. 2024].
- The TEFL Academy (2024a). *From Classroom to Business: Exploring the Teacherpreneur Movement | the TEFL Academy.* [online] The TEFL Academy. Available at: <https://www.theteflacademy.com/blog/teacherpreneur-movement-classroom-to-business/> [Accessed 6 Nov. 2024].
- The TEFL Academy (2024b). *Teaching Business English - the TEFL Academy UK.* [online] The TEFL Academy. Available at: <https://www.theteflacademy.com/uk/tefl-top-up-courses/teaching-business-english/> [Accessed 25 Nov. 2024].
- The TEFL Academy (2024c). *Teaching Online & 1:1 - the TEFL Academy UK.* [online] The TEFL Academy. Available at: <https://www.theteflacademy.com/uk/tefl-top-up-courses/teaching-online-and-1-to-1/> [Accessed 29 Nov. 2024].
- The TEFL Org (2023b). *30-hour Teaching Business English.* [online] The TEFL Org. Available at: <https://www.tefl.org/courses/advanced/30-hour-teaching-business-english/> [Accessed 25 Nov. 2024].
- The TEFL Org (2023c). *40-Hour Exam Preparation TEFL Course.* [online] The TEFL Org. Available at: <https://www.tefl.org/courses/advanced/40-hour-teaching-exam-preparation-classes/> [Accessed 25 Nov. 2024].
- The TEFL Org (2024a). *40-hour Teaching English for Academic Purposes Course.* [online] The TEFL Org. Available at: <https://www.tefl.org/courses/advanced/40-hour-teaching-english-for-academic-purposes/> [Accessed 25 Nov. 2024].
- The TEFL Org (2024b). *Tutoring English Online with Engoo | the TEFL Org.* [online] The TEFL Org. Available at: <https://www.tefl.org/teach-english-online/engoo/> [Accessed 1 Nov. 2024].
- The TEFL Org (2024c). *Tutoring English Online with Skyeng | the TEFL Org.* [online] The TEFL Org. Available at: <https://www.tefl.org/teach-english-online/skyeng/> [Accessed 28 Oct. 2024].
- Trello (2024). *Trello Brings All Your tasks, teammates, and Tools Together.* [online] Trello. Available at: <https://trello.com/> [Accessed 21 Nov. 2024].
- Tutolk (2024). *Tutolk Online Language Learning.* [online] Tutolk Online Language Learning. Available at: <https://www.tutolk.com/en> [Accessed 1 Nov. 2024].
- Vellani, A. (2021). *What Internet Speed Is Needed for Online Teaching?* [online] JIMMYESL. Available at: <https://jimmyesl.com/internet-speed-online-teaching/> [Accessed 17 Feb. 2023].
- VelocityEHS (2021). *Tips for Properly Positioning Your Monitor to Reduce Neck Discomfort - VelocityEHS.* [online] VelocityEHS. Available at: <https://www.ehs.com/2021/11/tips-for-properly-positioning-your-monitor-to-reduce-neck-discomfort/?> [Accessed 4 Dec. 2024].
- Verbalplanet (2024). *Online Language Tutors - Language Lessons on Skype Zoom and Teams.* [online] www.verbalplanet.com. Available at: <https://www.verbalplanet.com/> [Accessed 29 Oct. 2024].
- Verbling (2024). *Verbling - Speak Languages with Confidence.* [online] www.verbling.com. Available at: <https://www.verbling.com/> [Accessed 29 Oct. 2024].
- VIPKid (2024). *Earn \$15-22/hr Teaching English Online.* [online] www.vipkid.com. Available at: <https://www.vipkid.com/teach> [Accessed 26 Oct. 2024].
- Watson, S. (2024). *What Is Computer Vision Syndrome?* [online] WebMD. Available at: <https://www.webmd.com/eye-health/computer-vision-syndrome> [Accessed 2 Dec. 2024].
- Whales English (2024). *Whales English.* [online] Whalesenglish.com. Available at: <https://www.whalesenglish.com/> [Accessed 26 Oct. 2024].
- Whiteside, M. (2022). *Market Yourself on Social Media as Freelance English Teacher - Premier TEFL - South Africa.* [online] Premier TEFL. Available at: <https://premiertefl.com/za/blog/platforms-market-english-esl-teacher/> [Accessed 9 Oct. 2024].

# YOUR PATH TO MASTERING ONLINE ENGLISH TEACHING

Step into the world of online English education with expert insights and practical strategies designed to help you get started as an online English (EFL/ESL) teacher. Whether you're transitioning from traditional classrooms or exploring a new career, this guide walks you through everything you need to launch your online teaching journey with confidence.

From selecting the right equipment to understanding certification requirements and choosing the best teaching platforms, Teaching Without Borders equips you with the essential knowledge to set up your virtual classroom and connect with students worldwide.

## Inside this book, you'll discover:

- ✓ All you need to know about TEFL and Online TEFL
- ✓ The must-have tools and technology for online teaching
- ✓ TEFL/TESOL certification requirements and career pathway
- ✓ The different modes of online teaching
- ✓ Online teaching resources to enhance your classes
- ✓ How to get a job with an Online Teaching Platform (OTP)
- ✓ How to freelance on an Online Teaching Marketplace (OTM)
- ✓ How to start your own Online Teaching Business (OTB)
- ✓ How to balance online teaching with the demands of life

**Ready to take your teaching career online? Start your journey today!**

## Author's Note:

"As an educator with more than two decades of experience teaching English both in person and online, I'm excited to share the essential steps and insider tips that helped me build a successful teaching career. I hope this guide empowers you to take the first step and thrive in the world of online English teaching."

**Contact the Author:** [henryenglishhub.com](http://henryenglishhub.com) | [hello@henryenglishhub.com](mailto:hello@henryenglishhub.com)