

WHY YOUR TEAM ISN'T THRIVING (YET)


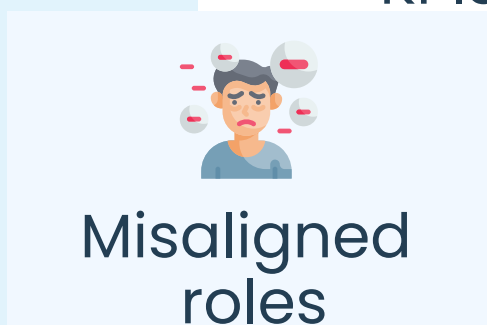
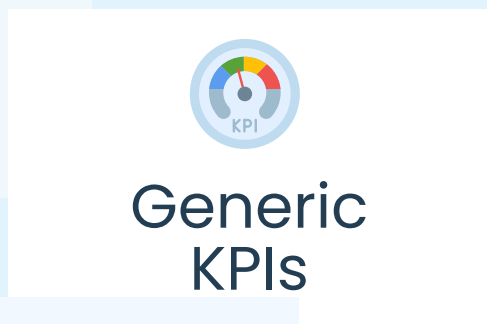
And why most team problems stay invisible until performance starts slowing down.



YOUR TEAM ISN'T THE PROBLEM. THE SYSTEM IS.

Your team isn't broken.

They're navigating unclear expectations, shifting priorities, and ways of working that no longer fit how the team naturally operates.



YOU CAN'T LEAD WHAT YOU CAN'T SEE.

When strengths are misunderstood or misapplied, communication slows, ownership blurs, and collaboration becomes harder under pressure.

Most leaders can feel the friction.

But they can't always see:

- where decisions are slowing down
- where ownership is unclear
- where communication is breaking under pressure


That's where team visibility matters most.



WHAT HIGH-FUNCTIONING TEAMS HAVE IN COMMON

High-performing teams don't rely on guesswork.


They have visibility into:




how people naturally contribute



how decisions get made



where collaboration flows



where friction slows the work down

HOW THE DIAGNOSTIC WORKS

The Satori Team Diagnostic™ helps leaders uncover the behavioural patterns shaping communication, collaboration, ownership, and team performance.



WHAT HAPPENS WHEN TEAMS FEEL UNDERSTOOD

When teams feel seen and understood



Smarter
collaboration



Better
performance

**Clearer
execution**



Stronger
alignment

THE IMPACT OF STRENGTHS-BASED TEAMS

When teams play to their strengths, the results speak for themselves:

- ✔ **21%** higher profitability
- ✔ **17%** higher productivity
- ✔ **29%** higher employee engagement
- ✔ Up to **72%** lower turnover
- ✔ **41%** less absenteeism

READY TO SEE WHAT'S REALLY HAPPENING INSIDE YOUR TEAM?


Stop guessing where friction is coming from. Start understanding the hidden patterns shaping communication, collaboration, and performance.



[Book a Strategic Conversation](#)

The screenshot displays a team communication interface. On the left, a conversation thread shows three messages: "What I Bring" (with a yellow star), "Alex Bennett Communication | Relator | Positivity | Focus | Woo", and "What I Need". On the right, a heatmap visualizes team dynamics across four categories: Strategic Thinking (19%, 15 People, 31), Influencing (21%, 16 People, 34), Relationship Building (34%, 15 People, 64), and Executing (28%, 16 People, 41). The heatmap grid shows numerical values for various traits like Analytical, Context, Futuristic, Ideation, Input, Intellection, Learner, Strategic, Activator, Command, Communication, Competition, Maximizer, Self-Assurance, Significance, Woo, Adaptability, Connectness, Developer, Empathy, Harmony, Includer, Individualization, Positivity, Relator, Achiever, Arranger, Belief, Consistency, Deliberative, Discipline, Focus, Responsibility, and Restorative. Below the heatmap, a group of five diverse professionals is smiling.

IT'S NOT A PEOPLE PROBLEM — IT'S A VISIBILITY PROBLEM.



Teams perform better when leaders can clearly see:

- How people naturally contribute
- Where collaboration breaks down
- What's slowing the work down



@SatoriConnect

WAS THIS HELPFUL?

Save this guide for your next
leadership conversation.

