

MICHIGAN ENGLISH TEST



Speaking Picture Challenge Workbook

**20 prácticas reales para mejorar tu
speaking en el examen.**

Aprende a describir imágenes con claridad y hablar durante 60 segundos usando la estructura del examen.

Created by Luisa Zayas
Founder – Zayas Academy
Programa de preparación para el Michigan English Test
<https://www.skool.com/zayasacademy/about>



FISH MARKET AT THE HARBOR



Picture Challenge 01

Look at the picture carefully and complete the activities.

WORD BANK

5 objects

fish baskets weighing scale
wooden crates harbor boats
cutting boards

5 actions

cleaning fish talking with
weighing fish customers
carrying fish boxes selecting fish

BUILD 5 SENTENCES

Describe what the people are doing.

INFERENCE

Why are they doing this?

They may be _____

SPEAKING

Record yourself describing the picture for 60 seconds.

Speaking structure

1. Introduction
2. Actions
3. Objects
4. Inference

<https://www.skool.com/zayasacademy/about>



STRAWBERRY FARM



Picture Challenge 02

Look at the picture carefully and complete the activities.

WORD BANK

5 objects

strawberry plants watering can
baskets tractor
wooden crates

5 actions

picking watering plants
placing fruit working in the field
carrying baskets

BUILD 5 SENTENCES

Describe what the people are doing.

INFERENCE

Why are they doing this?

They may be _____

SPEAKING

Record yourself describing the picture for 60 seconds.

Speaking structure

1. Introduction
2. Actions
3. Objects
4. Inference

<https://www.skool.com/zayasacademy/about>



VINEYARD



Picture Challenge 03

Look at the picture carefully and complete the activities.

WORD BANK

5 objects

grape vines tractor
baskets trailer
grape crates

5 actions

picking grapes working
placing between vines
carrying baskets loading crates

BUILD 5 SENTENCES

Describe what the people are doing.

INFERENCE

Why are they doing this?

They may be _____

SPEAKING

Record yourself describing the picture for 60 seconds.

Speaking structure

1. Introduction
2. Actions
3. Objects
4. Inference

<https://www.skool.com/zayasacademy/about>



GREENHOUSE



Picture Challenge 04

Look at the picture carefully and complete the activities.

WORD BANK

5 objects

plant trays soil bags
pots greenhouse tables
watering cans

5 actions

watering plants checking plants
planting seedlings
carrying trays organizing supplies

BUILD 5 SENTENCES

Describe what the people are doing.

INFERENCE

Why are they doing this?

They may be _____

SPEAKING

Record yourself describing the picture for 60 seconds.

Speaking structure

1. Introduction
2. Actions
3. Objects
4. Inference

<https://www.skool.com/zayasacademy/about>



BARN



Picture Challenge 05

Look at the picture carefully and complete the activities.

WORD BANK

5 objects

hay bales shovel
feeding buckets cows
water containers

5 actions

feeding animals organizing tools
carrying hay pouring feed
cleaning stalls

BUILD 5 SENTENCES

Describe what the people are doing.

INFERENCE

Why are they doing this?

They may be _____

SPEAKING

Record yourself describing the picture for 60 seconds.

Speaking structure

1. Introduction
2. Actions
3. Objects
4. Inference

<https://www.skool.com/zayasacademy/about>



SNOW SHOVELING



Picture Challenge 06

Look at the picture carefully and complete the activities.

WORD BANK

5 objects

snow shovel houses
snow piles car
bucket

5 actions

shoveling snow building snow
pushing snow piles
clearing walkway standing nearby

BUILD 5 SENTENCES

Describe what the people are doing.

INFERENCE

Why are they doing this?

They may be _____

SPEAKING

Record yourself describing the picture for 60 seconds.

Speaking structure

1. Introduction
2. Actions
3. Objects
4. Inference

<https://www.skool.com/zayasacademy/about>



SNOWMAN



Picture Challenge 07

Look at the picture carefully and complete the activities.

WORD BANK

5 objects

snowballs camera
hat park bench
scarf

5 actions

rolling snowballs taking photos
stacking snowballs walking a dog
decorating snowman

BUILD 5 SENTENCES

Describe what the people are doing.

INFERENCE

Why are they doing this?

They may be _____

SPEAKING

Record yourself describing the picture for 60 seconds.

Speaking structure

1. Introduction
2. Actions
3. Objects
4. Inference

<https://www.skool.com/zayasacademy/about>



SNOWBOARDING



Picture Challenge 08

Look at the picture carefully and complete the activities.

WORD BANK

5 objects

snowboard pine trees
ski slope mountain lodge
ski lift

5 actions

walking in snow
snowboarding down slope
standing with snowboard
watching others riding the lift

BUILD 5 SENTENCES

Describe what the people are doing.

INFERENCE

Why are they doing this?

They may be _____

SPEAKING

Record yourself describing the picture for 60 seconds.

Speaking structure

1. Introduction
2. Actions
3. Objects
4. Inference

<https://www.skool.com/zayasacademy/about>



SALTING AN ICY ROAD



Picture Challenge 09

Look at the picture carefully and complete the activities.

WORD BANK

5 objects

bucket of salt traffic cone
snowplow truck street sign
icy road

5 actions

spreading salt directing traffic
driving truck clearing the road
holding stop sign

BUILD 5 SENTENCES

Describe what the people are doing.

INFERENCE

Why are they doing this?

They may be _____

SPEAKING

Record yourself describing the picture for 60 seconds.

Speaking structure

1. Introduction
2. Actions
3. Objects
4. Inference

<https://www.skool.com/zayasacademy/about>



ICE SKATING



Picture Challenge 10

Look at the picture carefully and complete the activities.

WORD BANK

5 objects

ice skates frozen lake
bench trees
winter hat

5 actions

skating watching others
helping someone skate
standing on ice sitting on a bench

BUILD 5 SENTENCES

Describe what the people are doing.

INFERENCE

Why are they doing this?

They may be _____

SPEAKING

Record yourself describing the picture for 60 seconds.

Speaking structure

1. Introduction
2. Actions
3. Objects
4. Inference

<https://www.skool.com/zayasacademy/about>



CONSTRUCTION SITE



Picture Challenge 11

Look at the picture carefully and complete the activities.

WORD BANK

5 objects

cement truck

wheelbarrow

5 actions

guiding the cement

carrying materials

pouring concrete

pushing wheelbarrow

working on scaffolding

scaffolding

ladder

wooden boards

BUILD 5 SENTENCES

Describe what the people are doing.

INFERENCE

Why are they doing this?

They may be _____

SPEAKING

Record yourself describing the picture for 60 seconds.

Speaking structure


1. Introduction

2. Actions

3. Objects

4. Inference

<https://www.skool.com/zayasacademy/about>



ELECTRICIANS



Picture Challenge 12

Look at the picture carefully and complete the activities.

WORD BANK

5 objects

utility pole utility truck
ladder traffic cone
power lines

5 actions

climbing ladder holding tools
fixing power lines checking cables
working on utility truck

BUILD 5 SENTENCES

Describe what the people are doing.

INFERENCE

Why are they doing this?

They may be _____

SPEAKING

Record yourself describing the picture for 60 seconds.

Speaking structure

1. Introduction
2. Actions
3. Objects
4. Inference

<https://www.skool.com/zayasacademy/about>



ROAD REPAIR CREW



Picture Challenge 13

Look at the picture carefully and complete the activities.

WORD BANK

5 objects

jackhammer dump truck
wheelbarrow stop sign
shovel

5 actions

breaking asphalt directing traffic
shoveling gravel carrying debris
dumping truck

BUILD 5 SENTENCES

Describe what the people are doing.

INFERENCE

Why are they doing this?

They may be _____

SPEAKING

Record yourself describing the picture for 60 seconds.

Speaking structure

1. Introduction
2. Actions
3. Objects
4. Inference

<https://www.skool.com/zayasacademy/about>



AUTO MECHANIC GARAGE



Picture Challenge 14

Look at the picture carefully and complete the activities.

WORD BANK

5 objects

car engine wrenches
toolbox tire
workbench

5 actions

repairing engine working at bench
checking tools inspecting the car
writing notes

BUILD 5 SENTENCES

Describe what the people are doing.

INFERENCE

Why are they doing this?

They may be _____


SPEAKING

Record yourself describing the picture for 60 seconds.

Speaking structure

1. Introduction
2. Actions
3. Objects
4. Inference

<https://www.skool.com/zayasacademy/about>



PAINTING A BUILDING



Picture Challenge 15

Look at the picture carefully and complete the activities.

WORD BANK

5 objects

scaffolding paint roller
ladder toolbox
paint bucket

5 actions

painting wall carrying paint
standing on scaffolding
reading instructions mixing paint

BUILD 5 SENTENCES

Describe what the people are doing.

INFERENCE

Why are they doing this?

They may be _____


SPEAKING

Record yourself describing the picture for 60 seconds.

Speaking structure

1. Introduction
2. Actions
3. Objects
4. Inference

<https://www.skool.com/zayasacademy/about>



GROCERY SHOPPING



Picture Challenge 16

Look at the picture carefully and complete the activities.

WORD BANK

5 objects

shopping cart shopping list
fruits store shelves
vegetables

5 actions

pushing cart reading shopping list
selecting fruits
comparing products
walking through aisles

BUILD 5 SENTENCES

Describe what the people are doing.

INFERENCE

Why are they doing this?

They may be _____

SPEAKING

Record yourself describing the picture for 60 seconds.

Speaking structure

1. Introduction
2. Actions
3. Objects
4. Inference

<https://www.skool.com/zayasacademy/about>



UNIVERSITY LIBRARY



Picture Challenge 18

Look at the picture carefully and complete the activities.

WORD BANK

5 objects

bookshelves study lamp
notebook desk
laptop

5 actions

writing notes reading books
typing on laptop studying quietly
searching bookshelf

BUILD 5 SENTENCES

Describe what the people are doing.

INFERENCE

Why are they doing this?

They may be _____

SPEAKING

Record yourself describing the picture for 60 seconds.

Speaking structure

1. Introduction
2. Actions
3. Objects
4. Inference

<https://www.skool.com/zayasacademy/about>



SCIENTIFIC EXPERIMENTS



Picture Challenge 19

Look at the picture carefully and complete the activities.

WORD BANK

5 objects

microscope beaker
test tubes lab shelves
clipboard

5 actions

using microscope
mixing liquids observing samples
writing results organizing test tubes

BUILD 5 SENTENCES

Describe what the people are doing.

INFERENCE

Why are they doing this?

They may be _____

SPEAKING

Record yourself describing the picture for 60 seconds.

Speaking structure

1. Introduction
2. Actions
3. Objects
4. Inference

<https://www.skool.com/zayasacademy/about>



OUTDOOR YOGA



Picture Challenge 20

Look at the picture carefully and complete the activities.

WORD BANK

5 objects

yoga mat trees
water bottle park bench
grass

5 actions

stretching adjusting yoga mat
helping student practicing yoga
drinking water

BUILD 5 SENTENCES

Describe what the people are doing.

INFERENCE

Why are they doing this?

They may be _____

SPEAKING

Record yourself describing the picture for 60 seconds.

Speaking structure

1. Introduction
2. Actions
3. Objects
4. Inference

<https://www.skool.com/zayasacademy/about>



MICHIGAN ENGLISH TEST



Sigue entrenando para el Michigan English Test.

Si este workbook te ayudó a practicar la descripción de imágenes, el siguiente paso es entrenar con estructura, retroalimentación y simulaciones reales del examen.

En **Zayas Academy** ayudamos a profesionales a prepararse para el Michigan English Test con un método enfocado en comunicación clara y rendimiento bajo presión.

Dentro de la academia encontrarás:

- práctica guiada de speaking
- simulaciones del examen
- estrategias para cada sección
- una comunidad de estudiantes con el mismo objetivo

Sobre la autora

Luisa Zayas

Founder – Zayas Academy

Entrenadora especializada en preparación para el Michigan English Test para profesionales de la salud y estudiantes internacionales.

Programa de preparación para el Michigan English Test

<https://www.skool.com/zayasacademy/about>

