



RENT-TO-OWN

Buyers

| BY VINCE STRAUGHTER |



Vince Straughter

Rent-to-Own Specialist

a little about me...

✨ Hello everyone! I'm Vince, your go-to Rent-to-Own specialist at Boss Hogg Rental Solution. Making it easy for families to move into their dream homes today, even if your credit needs some work. With my programs, you can start building equity, repair your credit, and refinance later. Ready to take the leap? Let's get you into your new home! 🏠

let's connect



CONTACT ME



info@bosshoggcredit.com



www.bosshoggcredit.com



CHICAGO IL 60616



[@bosshoggcredit](https://www.facebook.com/bosshoggcredit)



[@straughtervince](https://www.instagram.com/straughtervince)

HOME BUYER'S *Roadmap*

Use this roadmap as a quick overview of the buying process. If you have any questions, please reach out to your realtor!



VINCE STRAUGHTER

[CLICK HERE](#)

[@BOSSHOGGCREDIT](#)

RTO
SPECIALIST

RENT-TO OWN *Process*

PRE-QUALIFICATION

A pre-qualification is a preliminary evaluation conducted by the lender to show that the buyer has the funds to purchase up to a certain amount. This is extremely helpful when you find a home you're ready to put an offer on.

OFFER

An agreement between a buyer and a seller to purchase a piece of real estate. This is sometimes referred to as a sales contract.

CONTINGENCY

When an offer is accepted by the seller, but there are certain conditions that must be met before the sale is final.

CLOSING COST

The fees that are paid at the end of the purchase by either the buyer, seller or both. These include taxes, insurance and lender expenses.

EARNEST MONEY

Also known as "good faith" money, this is money put up by the buyer into a trust or escrow account. This action shows the buyer is serious about purchasing the home.

TITLE SEARCH

A title search proves that the property is, in fact, owned by the seller. You can also purchase title insurance to make that no issues that arise later.

APPRAISAL

The appraisal is the value given to a property based on comparable properties that have recently sold. This is typically required by the lender in order to decide if the requested loan amount is in alignment with the value of the property.

HOME INSPECTION

An inspection is a professional examination of the property's condition. Your agent can recommend a qualified home inspector for you.

DISCLOSURES

All seller's are required to fill out a property disclosure stating what they know about the property - good or bad.

CLOSING

This is the final step of your real estate transaction. At closing the funds from the buyer are provided to the seller and the buyer receives the keys. This process typically takes an hour.

A large, stylized, gold-colored opening quotation mark.

REAL ESTATE IS AN
IMPERISHABLE ASSET, EVER
INCREASING IN VALUE. IT IS THE
MOST SOLID SECURITY THAT
HUMAN INGENUITY HAS DEVISED.
IT IS THE BASIS OF ALL SECURITY
AND ABOUT THE ONLY
INDESTRUCTIBLE SECURITY.

A large, stylized, gold-colored closing quotation mark.

RUSSEL SAGE



ten steps to BUYING A HOME

- 01 FIND RTO SPECIALIST
- 02 FINANCIALS
- 03 TOUR HOMES
- 04 MAKE AN OFFER
- 05 NEGOTIATE OFFER
- 06 INSPECTION
- 07 APPRAISAL
- 08 FINAL LOAN APPROVAL
- 09 SCHEDULE YOUR MOVE
- 10 CLOSING

A dimly lit room, possibly a home office or study. In the foreground, a dark wooden desk is partially visible, with a modern, rounded chair tucked under it. On the desk, there's a small, glowing spherical lamp and some papers. In the background, a framed piece of art hangs on the wall, depicting a large, light-colored flower. To the right of the desk, there's a white circular table and a wall with electrical outlets and a light switch. The overall atmosphere is quiet and focused.

Preparing
to Buy

1

FINDING A RTO SPECIALIST

A Rent-to-Own (RTO) Specialist is a huge asset to you as you go through the Lease Purchase process. This is one of the biggest decisions of your life and you need a skilled professional guiding you through the process.

Your RTO Specialist will be working with your best interests in mind and can help guide you through all the stages of home buying.



Connect YOU WITH THE PERFECT HOME

RTO Specialist often have access to information about homes going on the market before the public. They can also arrange open houses and tours of homes that match your criteria.

Knowledge OF NEIGHBORHOOD

RTO Specialist will be able to offer insightful details about the neighborhoods you are considering.

Attention TO DETAIL

The process of buying a home requires a good deal of paperwork. Your RTO Specialist will help you fill out all documents and get them submitted properly.

Professional NEGOTIATOR

RTO Specialist deal with any difficult conversations that need to happen. They will also help you submit a strong offer and negotiate with the seller on your behalf.

Expert GUIDE

RTO Specialist are there to help you with any questions you have along the way. They offer an objective opinion when you're analyzing the features you're looking for.

2

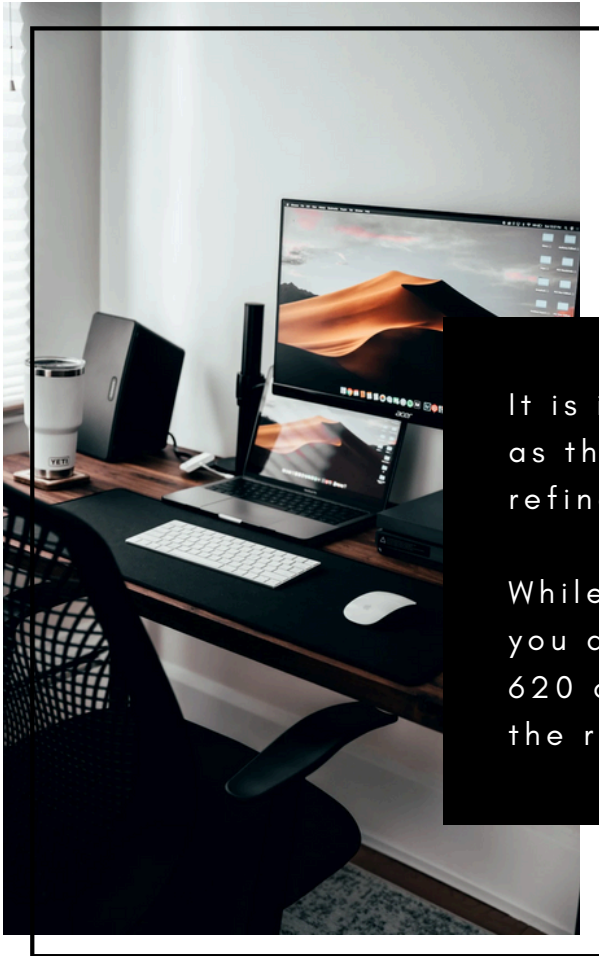
FINANCIALS

RTO Specialist recommend that you spend no more than 3-5 times your annual income on a new home. You can find many mortgage calculators online, which provide a great starting point.

When calculating, don't forget to include extra expenses like attorney fees, home inspection and appraisal costs and money for any home improvements.

While it's ideal if you can put a 20% down-payment on your new home, it certainly isn't necessary. There are many ways to put down much less and with certain types of loans you may need as little as 3.5%.





CREDIT CHECK

It is important to have a credit check done as this will be a factor in determining your refinance date.

While sometimes a score in the 500's can get you a refinanced, ideally you want to aim for 620 or above. The higher the score the faster the refi.

PRE-QUALIFIED & PRE-APPROVED

Many times these terms can be used interchangeably in different areas. You will want to ask your RTO Specialist which is more credible in your market and then apply.

Either way, being pre-qualified or pre-approved shows the seller that you're serious and that you most likely have the funds to purchase the home should you choose to place an offer. Pre-approval can also help you budget as you will know exactly what you can afford.

This pre-approval does not guarantee a loan will be offered so you still want to be careful with your spending during this time. Don't make any large purchases, change jobs or apply for new credit cards during this time.

Finding a
Home



3

TOUR HOMES

View upto 5 Homes In One Day

Make a list of all the things you need and want in a new home. Think about how many bedrooms and bathrooms you need.

Do you want a big kitchen or is a fenced-in yard more important to you?



We will start touring homes and weigh all the positive and negative aspects of each one.

When you find THE house, your next step will be to make an offer and go through any negotiations.

Home searching tips.....

- Take photos with your phone while visiting each house. Organize the photos at home with the address of the property so you can remember details later.
- Focus on the things you can't change like the neighborhood, lot or size of bedrooms.
- Test things as you walk through the home. Open and close windows, turn faucets on and flush toilets to make sure everything is in working order.



4

MAKE AN OFFER

Once you've found the home you want, the next step is to make an offer. We will look at comparable properties in the area and decide on a strong first offer.

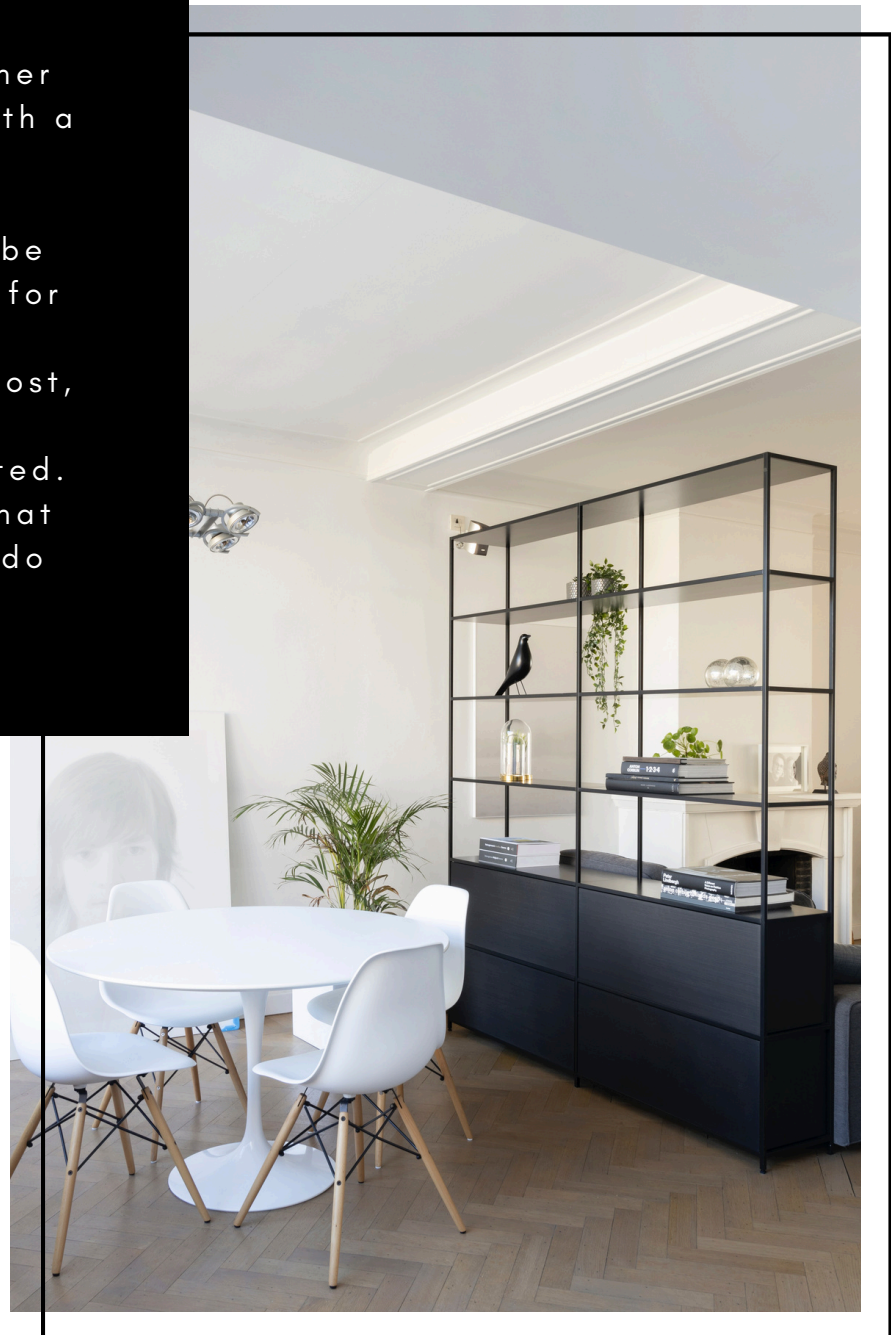
Many owners price a little high expecting to negotiate so we will take that into consideration as well.

5

NEGOTIATE OFFER

Many times after the initial offer is presented the owner will come back with a counter-offer.

As a buyer, don't be afraid to bargain for what you want. Whether that be cost, a new roof or the whole house painted. You don't know what they're willing to do unless you ask.



6

INSPECTION

It's always a good idea to add a contingency clause into your offer stating that you have a certain amount of time to have the property inspected. This gives you the right to back out of the agreement if you and the seller can't agree on repairs.




Plan to attend the inspection and be prepared to ask any questions you have.

You will receive a report of findings, but it's sometimes easier to see the issue and hear the information directly from the inspector.

After the inspection is complete, decide if there are any pressing issues you want to negotiate with the seller.

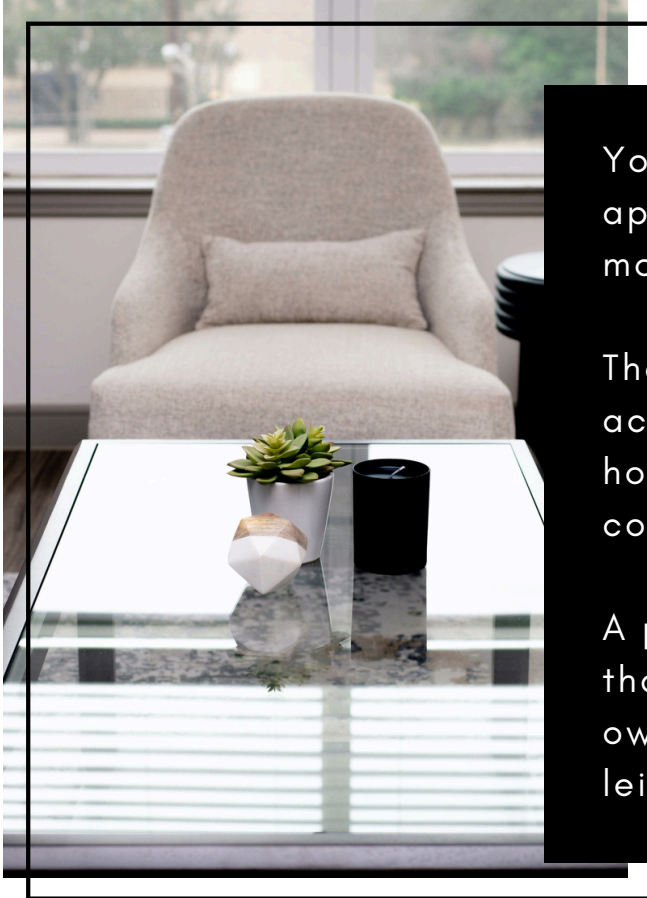
Be careful to not be too picky, but also not let major concerns go unaddressed.



*Final
Steps*

7

APPRAISAL



You will be required to have an appraisal of the home before moving in.

The home appraiser will take into account the neighborhood, housing market, age and condition of the home, etc.

A property title search will ensure that the sellers are truly the owners of the property and any liens or judgments are disclosed.

8


RTO APPROVAL

The RTO is only fully complete after the buyer and seller have met required listed in agreements. You will receive a final approval letter after they review your income, credit report and employment status once more.

Home owners insurance is also required before the mortgage company will finalize the loan.

9

SCHEDULE YOUR MOVE



You will want to get movers scheduled as soon as possible. Make sure to avoid scheduling the move and closing on the same day if possible. If you will be doing renovations, start getting quotes from contractors.

Make sure you set up the transfer of utilities for closing day.

10

CLOSING

Closing is the final step for you to become the legal owner of your home. You will take a final walk-through just before closing to assure that negotiated work has been completed and everything is in working order.

The closing process itself requires a lot of paperwork and patience. Be prepared with your government issued photo ID, cashier's check and any other documents required by the title company or loan officer.

Don't forget to re-key all the locks and change the garage door opener code when the property is officially yours.

Congratulations on your new home!

CUSTOMER *Testimonials*



★★★★★

"I had an amazing experience with Boss Hogg Rental Solutions! Vince and his team made the rent-to-own process so easy and stress-free. They were incredibly helpful and answered all my questions promptly. Thanks to them, I'm now living in my dream home and building equity. Highly recommend their services!"

CAROL R.



★★★★★

"Boss Hogg Rental Solutions is fantastic! Vince was professional, knowledgeable, and always available to assist. The rent-to-own program was perfect for my situation, and the entire process was smooth and transparent. I couldn't be happier with my new home and the support I received. Five stars all the way!"

KRISTINE P.




★★★★★

"Working with Boss Hogg Rental Solutions was a game-changer for me. Vince and his team were friendly, efficient, and made sure I understood every step of the rent-to-own process. They truly care about their clients and go above and beyond to help. I'm thrilled with my new home and highly recommend them to anyone looking for a rent-to-own option!"

JAMES S.

CLIENT *Resources*

BOSS HOGG CREDIT DISPUTES



\$25 Review Fee
(3) Credit Reports
\$10 Per Dispute
(3) Rounds

[START NOW](#)

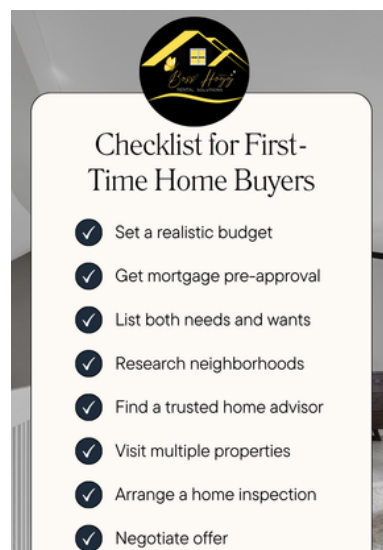
RESULTS IN AS LITTLE AS 72HRS
Financial Freedom Starts Today

RTO SURVEY



Take Our
SURVEY!

RTO TIPS



Checklist for First-Time Home Buyers

- ✓ Set a realistic budget
- ✓ Get mortgage pre-approval
- ✓ List both needs and wants
- ✓ Research neighborhoods
- ✓ Find a trusted home advisor
- ✓ Visit multiple properties
- ✓ Arrange a home inspection
- ✓ Negotiate offer



Chicago



VINCE STRAUGHTER



RENT-TO-OWN SPECIALIST



BUYERS



SELLERS



RTO SURVEY



CREDIT REPAIR

Rent-to-Own



RTO
SPECIALIST

VINCE STRAUGHTER | [CLICK HERE](#) | [@BOSSHOGGCREDIT](#)