

2025



\$100K

# FUNNEL MASTERY

DONE-FOR-YOU ONLINE  
DIGITAL MASTERY



by Vince Straughter

**\$100K**

2025

# FUNNEL MASTERY

TAKE THE NEXT STEP AND START  
YOUR NEW ONLINE BUSINESS  
WITH THE LINK BELOW!

**START NOW**

I'LL GIVE YOU EVERYTHING YOU  
NEED TO START EARNING 100%  
PROFIT SELLING DIGITAL  
PRODUCTS & SHOW YOU HOW TO  
CREATE RESIDUAL INCOME TOO!

# CONTENTS

1

## **SELECTING THE PERFECT DIGITAL PRODUCT for SALE**

Discover effective methods to identify your target audience, engage customers deeply, and customize messages for better results in this course on selecting the perfect digital product for sale.

2

## **CHOOSING THE RIGHT PRODUCT TYPE**

Learn about the important factors and decision-making processes involved in selecting the most suitable product type for your business.

3

## **PRICING YOUR PRODUCT STRATEGICALLY**

Delve into pricing strategies, market analysis, and consumer behavior insights to confidently determine the optimal price point for your product.

4

## **PROMOTING YOUR PRODUCT ONLINE**

Unleash the potential of digital marketing with this course focused on effectively promoting your product in the online sphere.

**5**

## **THE PROCESS OF SELLING DIGITAL PRODUCTS**

Follow the step-by-step process of selling digital products, from concept to implementation. Learn valuable tips on product development, marketing, and sales.

**6**

## **AFTER-SALES CUSTOMER SUPPORT AND FOLLOW-UP STRATEGY**

Transform one-time buyers into loyal advocates, securing the long-term prosperity of your business.

**7**

## **Conclusion: Your Key to Success in Digital Product Sales:**

As you conclude this transformative course, you'll grasp a comprehensive view of the digital product sales realm.

# 1. SELECTING THE PERFECT DIGITAL PRODUCT for SALE

Selling digital products can be a lucrative venture for beginners, but it requires careful selection of the right product to sell. In this topic, we will explore key factors to consider when choosing a digital product to sell in order to maximize your chances of success. Let's dive in!




## UNDERSTANDING YOUR TARGET AUDIENCE

Before you start brainstorming ideas for digital products, it is crucial to understand your target audience. Consider their demographics, interests, pain points, and desires. Conduct market research, analyze online communities, and use tools like Google Analytics to gather data about your potential customers. By understanding your target audience, you can identify their specific needs and create a digital product that meets those needs effectively.

### 1. The Foundation of Audience Research

Before you can effectively sell digital products, you must first lay a solid foundation by understanding who your potential customers are. Audience research forms the bedrock of your marketing and sales efforts. Start by asking yourself these fundamental questions:

**Who are your potential customers, and what are their demographics (age, gender, location)?**



**What are their interests and hobbies?**

**What problems or pain points do they have that your digital product can solve?**

**What are their preferred online platforms and communication channels?**

## **2. Online Surveys: Capturing Valuable Data**

Online surveys are a powerful tool for gathering specific information about your target audience. Here's how to leverage them effectively:

- Design surveys that are concise, engaging, and tailored to your audience's interests.
- Use multiple-choice questions, open-ended questions, and rating scales to capture a wide range of insights.
- Deploy surveys through various channels, including email, social media, and your website.
- Offer incentives or rewards to encourage participation.


## 2. CHOOSING THE TYPE OF PRODUCT

Selecting the appropriate type of digital product is a crucial decision that can significantly impact your success in the digital marketplace. Whether you're an aspiring entrepreneur or a seasoned professional, understanding the nuances of various digital product formats is key to effectively meeting the needs of your target audience. In this guide, we'll explore the considerations and strategies involved in choosing between templates, courses, eBooks, and workbooks.

### *Templates:*

Templates are pre-designed frameworks or layouts that can be customized for specific purposes. They offer:

- **Efficiency:** Templates save time and effort, allowing users to quickly create professional-looking documents, designs, or websites.
- **Customization:** Users can personalize templates to suit their unique needs.
- **Practicality:** Templates often solve specific problems or meet distinct requirements.



## Here are some examples of templates:

**1. Resume Templates:** These templates offer professionally designed formats for creating resumes tailored to different industries or job roles.

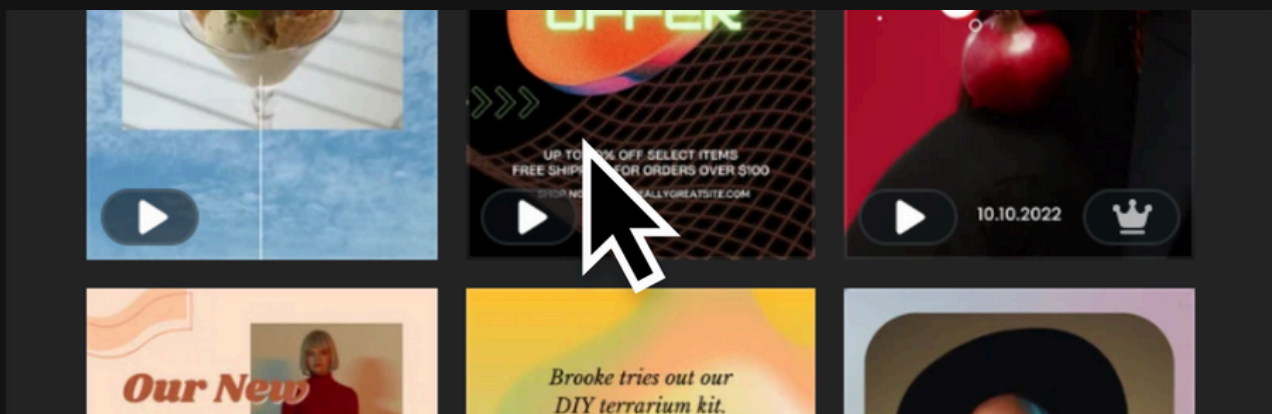
**2. Business Card Templates:** Business card templates provide designs that individuals and businesses can use to create unique and visually appealing business cards.

**3. Website Templates:** Website templates offer pre-built website designs, making it easier for individuals and businesses to launch their websites quickly.

**4. Presentation Templates:** Presentation templates include slide layouts for creating visually appealing and effective PowerPoint or Keynote presentations.

**5. Newsletter Templates:** These templates provide a structure for creating newsletters, which can be used for email marketing campaigns or internal communication.

**6. Social Media Post Templates:** Social media post templates offer designs for creating eye-catching posts on platforms like Instagram, Facebook, and Twitter.



**7. Flyer Templates:** Flyer templates provide layouts for designing promotional flyers for events, sales, or marketing campaigns.

**8. Invoice Templates:** Invoice templates help businesses and freelancers create professional invoices for billing clients.

**9. Email Signature Templates:** Email signature templates offer standardized and visually appealing email signatures for professional communication.

**10. Brochure Templates:** Brochure templates provide layouts for creating marketing brochures that showcase products, services, or information.

**11. Poster Templates:** Poster templates offer designs for creating posters for events, advertisements, or announcements.

**12. Calendar Templates:** Calendar templates allow users to create custom calendars for personal or business use.



**13. Menu Templates:** Menu templates are used by restaurants and cafes to design menus with appealing layouts.

**14. Wedding Invitation Templates:** These templates provide designs for creating wedding invitations, RSVP cards, and save-the-date cards.

**15. Budget Templates:** Budget templates offer structured spreadsheets for managing personal or business finances.



**16. Marketing Plan Templates:** Marketing plan templates guide businesses in creating comprehensive marketing strategies and plans.

**17. Project Proposal Templates:** Project proposal templates help individuals and organizations craft persuasive proposals for various projects.

**18. Event Planning Templates:** Event planning templates assist in organizing and managing events, from budgets to guest lists.

# Courses

Online courses have revolutionized the way people access and acquire knowledge. They offer structured educational experiences that empower learners to acquire new skills, deepen their understanding of specific subjects, and pursue personal or professional development goals. Share your knowledge with your audience and create a course that solves their problems or answers their questions.

## Here are compelling reasons why you should consider creating an online course:

**1. Impact Lives:** Online courses have the potential to transform lives by providing valuable information, skills, and insights to learners. When you create a course, you have the opportunity to make a positive impact on individuals looking to improve themselves personally or professionally.

**2. Share Your Expertise:** If you possess specialized knowledge or skills in a particular field, creating a course allows you to share that expertise with a wider audience. You become a trusted source of information and guidance.





**3. Flexible Income Stream:** Online courses can generate a passive income stream. Once created, your course can be sold repeatedly, allowing you to earn money while you sleep. This flexibility can enhance your financial stability and open new revenue streams.

**4. Global Reach:** The internet provides a global platform for your course. You can reach learners from around the world, transcending geographical boundaries. Your course can have a far-reaching impact beyond your local community.

**5. Empowerment:** Empowering others through education is a fulfilling endeavor. When you help learners acquire new skills or knowledge, you boost their confidence and enable them to pursue their goals with greater confidence.

**6. Professional Growth:** Creating an online course can enhance your professional reputation and open doors to new opportunities. It positions you as an expert in your field and can lead to speaking engagements, consulting opportunities, or collaborations.

## Examples of Online Courses That Help Others:

**1. Financial Literacy Course:** Teach individuals about budgeting, investing, and managing their finances effectively. Your course can empower people to make informed financial decisions.

**2. Language Learning Course:** Create a language learning course to help individuals acquire a new language. This can be especially valuable for travelers, students, or professionals seeking to expand their horizons.

**3. Career Development Course:** Offer a course on career development, covering topics like resume writing, interview skills, and job search strategies. Your course can assist job seekers in finding their dream job.

**4. Health and Wellness Course:** Develop a course on topics like nutrition, fitness, mental health, or stress management. Your course can contribute to improved well-being and quality of life for your learners.



**6. Entrepreneurship Course:** Share your entrepreneurial journey and knowledge by creating a course that guides aspiring entrepreneurs through the process of starting and growing a business.

**7. Art and Creative Skills Course:** If you're an artist or creative professional, teach others your craft, whether it's painting, photography, writing, or music composition.

**8. Coding and Technology Course:** Offer coding or technology courses to equip individuals with in-demand skills in the tech industry.

**9. Personal Development Course:** Create a course on personal growth and self-improvement, helping learners develop habits for success and happiness.

**10. Environmental Awareness Course:** Educate others about environmental conservation, climate change, and sustainable practices to foster a greener future.

**11. Parenting and Family Courses:** Share your insights and expertise on parenting, child development, or family dynamics to assist parents in raising healthy and happy children.



Creating an online course is a dynamic way to contribute to the well-being and personal development of others while also achieving personal and professional fulfillment. By sharing your knowledge and expertise, you can leave a lasting impact on the lives of your learners and help them achieve their goals.

# Ebooks

Create informative e-books with valuable information and resources that educate your audience.


Consider your expertise, interests, and the needs of your target audience when selecting a topic for your eBook. With the right content and marketing strategy, you can reach a broad readership and generate income from your digital publications.

**Here are some examples of eBooks that you can create and sell:**

**1. Self-Help and Personal Development:** offer readers a pathway to self-discovery, empowerment, and personal transformation. They serve as valuable guides on the journey to becoming the best version of oneself, addressing both the challenges and opportunities that life presents.

**2. Health and Wellness:** serve as valuable resources for individuals seeking to take charge of their health and well-being. They offer guidance, inspiration, and actionable advice to empower readers to make positive changes in their lives and embark on a journey toward improved health and vitality.

**3. Business and Entrepreneurship:** They empower readers to develop the knowledge, skills, and mindset necessary for success in entrepreneurship and business management, fostering innovation and growth in the dynamic world of commerce.



**4. Finance and Investing:** provide a valuable resource for individuals looking to navigate the intricate world of personal finance and investment. They serve as practical guides and sources of inspiration, enabling readers to make informed financial choices, cultivate financial well-being, and pursue their wealth-building aspirations.

**5. Travel and Adventure:** serve as both practical guides and sources of inspiration for travelers and adventure enthusiasts. They empower readers to embark on enriching journeys, discover new horizons, and create lasting memories while promoting a deeper understanding of the world's diverse cultures and landscapes.

**6. Cookbooks and Recipe eBooks:** serve as a gateway to the world of culinary creativity, offering a diverse array of recipes, techniques, and culinary inspirations. They invite readers to embark on a delicious journey, experiment with flavors, and savor the joy of preparing and sharing delightful meals with family and friends.



**7. Parenting and Family eBooks:** comprise a heartfelt genre of digital literature that provides parents, caregivers, and families with valuable insights, advice, and guidance on the journey of raising children and building strong family bonds. These eBooks offer a wealth of information on various aspects of parenting, child development, and family dynamics.

# 3. PRICING YOUR PRODUCT STRATEGICALLY

Setting the Price of Your Product is a critical aspect of any business's success, and this eBook delves into the art and science of pricing strategies. Whether you're launching a new product, managing an existing one, or aiming to optimize your pricing strategy, this eBook provides valuable insights and guidance.

01

## RESEARCH YOUR COMPETITORS

Understand the pricing range of similar products that your competitors sell. Be competitive but also set it according to the value that your product offers.

02

## PRICE TESTING

Launch your product with a discounted price and then gradually increase the price to a reasonable level.

03

## OFFER A MONEY-BACK GUARANTEE

Provide a risk-free buying experience to your customers by offering a 30 days money-back guarantee. This would give them more confidence to purchase your product at a higher price.

# 4. PROMOTING YOUR PRODUCT ONLINE

Promoting Your Product Online is an indispensable resource for businesses seeking to thrive in the digital marketplace. It provides a comprehensive roadmap for effective digital marketing, enabling businesses to connect with their target audiences, drive sales, and achieve success in the online realm.

## *Social Media Marketing*

Social media marketing is a dynamic and ever-evolving digital marketing strategy that harnesses the power of social media platforms to connect with target audiences, build brand awareness, drive website traffic, and ultimately achieve business goals. It encompasses a wide range of tactics and techniques tailored to each platform's unique strengths and audience demographics.



## Key Aspects of Social Media Marketing:


- **Platform Selection:** Social media marketers carefully choose the most relevant platforms for their target audience, considering factors like demographics, interests, and behavior.
- **Content Strategy:** Creating and curating compelling content is at the core of social media marketing. This content includes text, images, videos, infographics, and other formats designed to engage, inform, or entertain the audience.
- **Audience Engagement:** Social media marketing involves actively engaging with the audience through likes, comments, shares, and direct messages. Responding to inquiries and comments promptly helps build relationships.
- **Community Building:** Building a loyal online community is a primary goal. Social media marketers foster a sense of belonging and community around their brand, encouraging discussions and interactions among followers.
- **Paid Advertising:** Many social media platforms offer paid advertising options, allowing marketers to target specific demographics and interests to reach a larger and more relevant audience.
- **Influencer Partnerships:** Collaborating with influencers and micro-influencers can amplify a brand's reach and credibility by leveraging the influencers' established audiences.
- **Content Calendar:** A well-planned content calendar ensures consistent and timely posting, aligning with marketing objectives and audience interests.

# Email Marketing

Email marketing is a highly effective and versatile digital marketing strategy that leverages the power of personalized communication to engage with a targeted audience, promote products or services, nurture leads, and build brand loyalty. It involves sending tailored email messages to subscribers and customers who have willingly opted in to receive communications from a brand.

## Key Elements of Email Marketing:

- **Segmentation:** Email lists are segmented based on various criteria such as demographics, behavior, purchase history, and interests. This allows marketers to send highly relevant content to different audience segments.
- **Personalization:** Personalized emails address recipients by name and deliver content that is tailored to their preferences and past interactions with the brand.
- **Engaging Content:** Email marketing campaigns feature a range of content types, including promotional offers, product updates, educational content, newsletters, and storytelling to capture and maintain the reader's interest.



- **Automation:** Email automation allows marketers to send emails triggered by specific actions or events, such as welcome emails for new subscribers, abandoned cart reminders, or post-purchase follow-ups.
- **A/B Testing:** Marketers use A/B testing to optimize email elements like subject lines, content, and calls to action to maximize open rates, click-through rates, and conversion rates.
- **Analytics:** Robust analytics tools track email campaign performance, providing insights into open rates, click-through rates, conversion rates, and subscriber engagement.
- **Compliance:** Adherence to email marketing regulations, such as CAN-SPAM and GDPR, ensures ethical and legal email marketing practices.

## *Pay-Per-Click Advertising*

Pay-Per-Click (PPC) advertising is a targeted digital marketing method that empowers businesses to reach their desired audience by displaying ads on search engines, websites, and social media platforms. Unlike traditional advertising, PPC operates on a "pay only when clicked" model, making it a cost-effective and results-driven strategy for promoting products or services.

### **Key Elements of PPC Advertising:**

- **Keyword Targeting:** PPC campaigns are built around carefully selected keywords and phrases relevant to the business, ensuring that ads appear when users search for specific terms.
- **Ad Creatives:** Engaging ad copy and visually appealing banners or graphics are essential to capture users' attention and convey a compelling message.

- **Ad Placement:** PPC ads can appear in various places, including search engine results pages (SERPs), websites, social media feeds, and mobile apps, depending on the chosen ad network.
- **Bid Management:** Advertisers set bids or maximum amounts they are willing to pay for each click on their ad. Effective bid management ensures cost control and ad placement.
- **Targeting Options:** PPC platforms offer advanced targeting options, such as demographics, location, interests, and device type, allowing advertisers to narrow their audience and reach potential customers more precisely.
- **Conversion Tracking:** Tracking tools monitor user actions after clicking on an ad, helping advertisers measure the effectiveness of campaigns and calculate return on investment (ROI).
- **A/B Testing:** Advertisers can perform A/B tests to optimize ad elements like headlines, visuals, and landing pages for better performance.
- **Budget Control:** PPC campaigns are highly customizable, allowing advertisers to set daily or monthly budgets, ensuring they only spend what they can afford.



## Website or Landing Page

Create a professional website or landing page to showcase your digital products. This will serve as a central hub for potential customers to learn more about your products, make purchases, and contact you for any inquiries.

Ensure that your website or landing page is visually appealing, user-friendly, and optimized for search engines. Include compelling product descriptions, high-quality images or videos, testimonials, and a clear call-to-action to encourage visitors to purchase your products.

## Influencer Marketing

Influencer marketing involves collaborating with influential individuals within your niche to promote your digital products.

Identify relevant influencers who have an engaged audience that aligns with your target audience. Reach out to them with a proposal for collaboration, such as sponsored posts or product reviews. This can help increase brand awareness and drive sales.

Marketing strategies play a crucial role in the success of beginner digital product sellers. By implementing effective marketing techniques such as content marketing, email marketing, social media marketing, and influencer partnerships, you can reach a wider audience and generate more exposure for your products. It is important to continuously evaluate and refine your marketing strategies based on data and customer feedback, ensuring that you stay relevant and adaptable in the ever-changing digital marketplace.

# 5. THE PROCESS OF SELLING DIGITAL PRODUCTS

The Process of Selling Digital Products is a comprehensive guide that outlines the journey from product creation to customer acquisition and beyond in the digital marketplace. Whether you're an entrepreneur, a content creator, or a business looking to expand into the digital realm, this guide serves as a roadmap to navigate the intricate process of selling digital products.



# 6. AFTER-SALES CUSTOMER SUPPORT AND FOLLOW-UP STRATEGY

After-sales Customer Support and Follow-up Strategy is a critical chapter in any comprehensive business guide, emphasizing the importance of fostering strong customer relationships and ensuring satisfaction long after the initial purchase. This chapter explores the strategies and practices that transform one-time buyers into loyal advocates for your brand.

01

## Email Follow-up

Immediately send a follow-up email to the customer after the purchase is complete to thank them and ask for their feedback.

02

## FAQs and Support Page

Create an FAQ and support page to address common customer questions related to your product.

03


## Offer Support Channels

Provide multiple channels such as email, chat, and phone to make it easier for customers to contact you.



# 7. Conclusion: Your Key to Success in Digital Product Sales:

In the final chapter of "Your Key to Success in Digital Product Selling," we wrap up your journey through the intricacies of selling digital products, leaving you with a comprehensive understanding of the strategies, techniques, and insights needed to thrive in the digital marketplace.



## **Create a Valuable Digital Product**

Your digital product should offer a solution to customer needs and be of a high quality.

## **Craft a Comprehensive Digital Marketing Strategy**

Create an effective marketing plan to attract and engage your target audience and increase brand awareness.

## **Provide Quality Customer Support**

Show your customers you care by providing high-quality support throughout their buying experience. This builds relationships and customer loyalty.

# PRACTICAL EXERCISES

## MARKET RESEARCH FOR DIGITAL PRODUCT IDEA

In this exercise, you will learn how to conduct market research to identify potential digital product ideas to sell. Follow these steps:

**1. Define your target audience:** Determine the specific group of people you want to sell to.

**2. Identify their pain points:** Research the challenges and problems your target audience faces.

**3. Explore existing products:** Look at similar products already available in the market and identify any gaps or areas for improvement.

**4. Brainstorm digital product ideas:** Based on the research, generate a list of potential digital products that could address the needs of your target audience. Share your list of digital product ideas and explain how you conducted your market research.



## CREATING A PERSONAL BRAND WEBSITE

In this exercise, you will create a personal brand website to showcase your digital products and build a professional online presence. Follow these steps:

**1. Choose a domain name:** Select a domain name that reflects your personal brand and the digital products you intend to sell.

**2. Set up hosting and CMS:** Find a hosting provider and set up a content management system (CMS) like WordPress.

**3. Design your website:** Customize the layout, colors, fonts, and overall design of your website to align with your personal brand.

**4. Create content:** Write compelling and informative content for your website, including product descriptions, blog posts, and about me page. Share the link to your personal brand website and explain the design choices you made.



## SOCIAL MEDIA MARKETING PLAN

In this exercise, you will create a social media marketing plan to promote your digital products as a beginner. Follow these steps:

- 1. Choose social media platforms:** Select the social media platforms that align with your target audience and digital products.
- 2. Set goals and objectives:** Define your marketing goals, such as increasing brand awareness, driving website traffic, or generating sales.
- 3. Create a content calendar:** Plan and schedule your social media posts in advance to ensure consistent and engaging content.
- 4. Engage with your audience:** Respond to comments, messages, and interactions from your followers. Share your social media marketing plan and explain the strategies you will use to promote your digital products.



# WRAP-UP

## LET'S REVIEW WHAT WE HAVE JUST SEEN SO FAR

- ✓ In conclusion, choosing the right digital product to sell is a crucial step for beginner sellers. By considering factors such as market demand, personal interest, and competition, you can find a product that aligns with your skills and interests while also meeting the needs of potential customers. Remember to conduct thorough research and gather feedback from your target audience to ensure your chosen product has a high chance of success.
- ✓ To succeed in selling digital products as a beginner, it is essential to build a professional online presence. This involves creating a visually appealing and user-friendly website or online store, optimizing your product descriptions and visuals, and establishing a strong brand identity. Additionally, engaging with your target audience through social media and providing top-notch customer support can help to build trust and credibility, ultimately increasing your chances of making sales.
- ✓ Marketing strategies play a crucial role in the success of beginner digital product sellers. By implementing effective marketing techniques such as content marketing, email marketing, social media marketing, and influencer partnerships, you can reach a wider audience and generate more exposure for your products. It is important to continuously evaluate and refine your marketing strategies based on data and customer feedback, ensuring that you stay relevant and adaptable in the ever-changing digital marketplace.

# Credit Guide

Sign up at the link in bio to get these freebies in your inbox.



[bosshoggcredit.com](https://bosshoggcredit.com)

**\$100K TRAFFIC**  
EMAIL SWIPES & COURSES

1-CLICK IMPORT

Pre-made Email Swipes and Courses plus follow-up sequences to make your first \$100k

MUST HAVE

**\$100K MARKETING TOOLKIT**

1-CLICK IMPORT

MUST HAVE

Pre-made marketing materials using canva to make your first \$100k

# DONE-FOR-YOU

## MARKETING FUNNELS

**BUYERS**

**SELLERS**



**DOWNLOAD NOW**

[www.bosshoggcredit.com](http://www.bosshoggcredit.com)

## REAL ESTATE TEMPLATES

Done-4-U Boss Hogg Real Estate \$100K Funnel, Email Swipes, and Canva Marketing tools with one-click-import using Systeme.io for your 1st \$100K



[bosshoggcredit.com](http://bosshoggcredit.com)

EDITABLE DESIGN

# 1-CLICK IMPORT

FUNNELS, EMAIL SWIPES, AND CANVA MARKETING TOOLS

\$100K FUNNEL IMPORT





# CANVA TEMPLATES

## DONE-FOR-YOU INFLUENCER BUSINESS PACK

Reels



NEW POST



NEW BLOG POST



**DOWNLOAD NOW**

START POSTING RIGHT AWAY

Contact: Vince  
[@bosshoggcredit](https://www.bosshoggcredit.com)

2025

\$100K

# FUNNEL MASTERY

TAKE THE NEXT STEP AND START  
YOUR NEW ONLINE BUSINESS  
WITH THE LINK BELOW!

[START NOW](#)

I'LL GIVE YOU EVERYTHING YOU  
NEED TO START EARNING 100%  
PROFIT SELLING DIGITAL  
PRODUCTS & SHOW YOU HOW TO  
CREATE RESIDUAL INCOME TOO!

