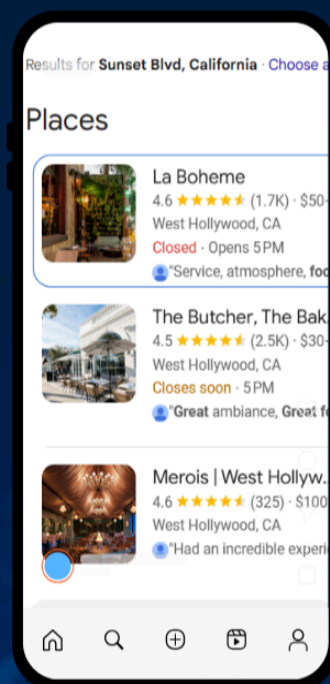


2026 GOOGLE MAPS & GOOGLE BUSINESS PROFILE OPTIMIZATION GUIDE

 NEW AI UPDATES 
Gemini, Voice Search, and AI Visibility

The Local Business Owner's Guide to Getting Found Everywhere Customers Are Searching



The Ultimate Google Maps & Google Business Profile Optimization Guide

2026 Updates 🚀

Your Local SEO Blueprint for Visibility, Trust, and Conversions

Table of Contents

1. **Introduction:** New November Gemini & Google Maps Integration Update and Step By Step Instructions. 🌐
2. **Chapter 1: Google Business Profile: An Overview** 🌐
 - What is Google Business Profile? 📍
 - Understanding Google Business Profile 🧠
 - How Does It Work? ⚙️
 - Is It Free to Use? 💰
3. **Chapter 2: Understanding the Benefits of a Google Business Profile** 👍
 - Edit Your Listing & Express Your Brand
 - Practical and Easy to Manage 📊
 - Premium Options, All for Free (The 2025 Focus) ✨
4. **Chapter 3: Getting Started with Google Business Profiles** 🚀
 - Setting Up Your Business Profile 📝
 - Creating a Free Business Listing 🆓
 - Adding Photos and Videos 📷 🎬

- Managing Your Listing from Search & Maps (2025 Update) 📱
- 5. **Chapter 4: Optimizing Your Google Business Profile** 🔧
 - Using Keywords to Improve Visibility 🎯
 - Claiming and Enhancing Your Profile ✅
 - Responding to Reviews (AI Assistance) 💬
- 6. **Chapter 5: Using Your Google Business Profile to Increase Visibility** 🔭
 - Leveraging Google Ads 💰
 - Utilizing Social Media 📣
 - Integrating with Other Platforms 🔗
- 7. **Chapter 6: Leveraging Google Business Profiles for SEO** 🔍
 - Link Building 🧱
 - Optimizing Your Profile ⭐
 - Utilizing Structured Data 🧩
- 8. **Chapter 7: Integrating Google Business Profiles with Your Website** 🤝
 - Embedding Your Profile 🌐
 - Linking to Your Profile ➡
 - Creating a Custom URL 📝
- 9. **Chapter 8: Maintaining Your Google Business Profile** 🔄
(Page 18)
 - Monitoring and Updating Your Listing 🕒
 - Setting Up Automated Workflows 🤖
 - Utilizing Automation Tools 💻
- 10. **Chapter 9: Troubleshooting Common Issues** 🔧
 - Changing Address
 - Changing Phone Number

- Common Problems and Solutions
- 11. **Chapter 10: 2025 Success Story: The Power of GBP (Case Study)** 🏆 Sarah's Style Boutique: The 6-Month Blueprint 🏅
- 12. **Chapter 11: The Future of GBP: 2026 Trends & Action Plan** 🌐
 - Essential Tools for the New 2026 Landscape 🔧
 - Key 2026 Updates and Changes 🤖
 - Core Optimization Strategy: The 2026 Checklist ✅
- 13. **Conclusion:** Final Thoughts, Services, & Next Steps 💡 (Page 28)
- 14. **Resources:** Citations and Further Reading 📖 (Page 30)

🧠 Introduction: The NEW Gemini & Google Maps Integration & the Local Search Revolution 🌍

How to Be Found in Voice Search and AI Maps (Google Maps, Gemini, Siri, and Alexa) 🧠

Why This Matters

Voice and AI-driven search are transforming how customers find local businesses.

When someone says: "Hey Siri, find a plumber near me,"

"Alexa, who's the best roofer in Orange County?" or

(Speaking to the Maps AI) “What’s a coffee shop nearby with outdoor seating?”

...the system isn’t guessing. It’s pulling verified business data from Google Maps, Apple Maps, Bing Places, Yelp, and other trusted directories. If your listings aren’t optimized, your business won’t appear, even if you’re nearby.

And with Google’s Gemini integration launching in November 2025, local search is becoming even more conversational and AI-powered. The introduction of features like **Gemini in Navigation** and **Lens built with Gemini** means the AI is now fielding highly complex, multi-step, and visual queries. For example, users can ask:

- “Is there a budget-friendly restaurant with vegan options along my route, something within a couple miles? What's parking like there?”
- (While pointing their phone at a building) “What is this place and why is it popular?”

If your GBP lacks the structured data (services and attributes) to answer these specific, complex questions, your business will be filtered out. To stay visible, every local business owner must complete the steps below.

Step-by-Step: Voice & AI Visibility Setup

Step 1: Claim and Verify Your Core Listings 🌐

Voice assistants rely on verified map and directory data.

Make sure your business is claimed and accurate on the following platforms:

- **Google Business Profile**
 - Go to google.business
 - Claim or verify your business.
 - Ensure your name, address, and phone number (NAP) are correct.
 - Select your primary category and add detailed services and description.
 - Upload recent photos and add your service area.
- **Apple Maps Connect (for Siri)**
 - Go to businessconnect.apple.com.
 - Sign in with your Apple ID.
 - Claim and verify your listing.
 - Make sure your hours, website, and business category are up to date.
- **Bing Places (for Alexa and Microsoft devices)**
 - Visit bingplaces.com.
 - Claim your listing.
 - Use the exact same NAP information you used for Google and Apple.
- **Yelp & Other Key Directories**
 - Claim your listing on Yelp (used by Apple Maps).
 - Add industry-specific directories (e.g., Angie's, TripAdvisor, Houzz).
 - These build authority and provide extra signals for AI search engines.

Step 2: Keep Your Business Information Consistent (NAP + Attributes & Services)

AI and voice systems cross-check data across multiple sources. Inconsistency can cause your business to be filtered out.

A. NAP Consistency and Phone Number:

- Use the exact same business name, address, and phone number everywhere: no abbreviations or variations.
- Double-check your website footer, Google listing, social profiles, and directory pages for consistency.
- **Crucial Rule:** Always use your local working phone number with a local area code on your Google Business Profile (GBP). Never use a toll-free 800 or call-tracking number, as Google's systems may not be able to match it with your physical address, which affects your local status.

B. Maximize Categories and Attributes:

- **Categories:** Utilize all relevant categories (primary and secondary) to broaden your search relevance.
- **Attributes:** Add accurate business attributes via the "Edit profile" and "More" tab, such as "24/7 Service," "Wheelchair Accessible," or "Family-Friendly".
 - **Action:** Review and update your attributes quarterly, as Google frequently introduces new ones. These details help Gemini and Siri answer specific requests, particularly for multi-criteria searches like "restaurants with **vegan options** and **budget-friendly** prices".

C. Detail Every Service (Long-Tail Relevance):

- **Action:** Go to the Services section in your GBP Manager. List every specific service or product variant you offer, moving beyond just core categories.
- **Rule:** The Services tab functions as a critical, structured relevance signal. Listing highly specific phrases helps you appear for long-tail, intent-rich queries (for example, listing "After-hours leak repair" instead of just "Plumbing").

Step 3: Optimize Your Website for Voice and AI

Voice search uses natural language, short, conversational questions, so your website should answer them clearly.

- **Use Conversational Phrasing:**
 - Include long-tail, question-style keywords such as: "Where can I find an HVAC company near Laguna Niguel that offers same-day service?"
- **Add an FAQ Page to your website:**
 - Create a simple Q&A section answering common questions your customers ask.
 - Example: "Do you offer free quotes?" "What areas do you serve?" "Can I schedule online?"
- **Use Schema Markup (Structured Data):**
 - Add `LocalBusiness` and `FAQ` schema to your website. This helps AI assistants understand your hours, reviews, and services.
- **Make Sure Your Site Is Fast and Secure:**
 - Use HTTPS (secure website).

- Optimize for mobile devices.
- Ensure quick loading times (under 3 seconds).
- **Mention Your Service Area:**
 - Use phrases like “Serving Miami, Los Angeles, etc” to strengthen local relevance.

Step 4: Strengthen Your Local Visibility Signals (Content & Reviews) ★

AI and voice assistants weigh relevance, proximity, and reputation most heavily. Businesses that fail to update their GBPs for six or more months may disappear from AI Overviews.

- **Engineer Review Content (The AI Input Strategy):** 🧠
 - **Action:** Encourage customers to leave honest reviews on Google, Yelp, or Apple Maps, but specifically prompt them to use **rich, descriptive language** that highlights niche services or attributes.
 - **Rule:** For example, ask customers to mention their experience with your **"new gluten-free menu"** or **"pet-friendly patio"** in their review. This rich content is what the AI uses to generate review summaries and place topics.
 - **Respond to all reviews** : Gemini will read this data to assess engagement and credibility.
- **Provide Visual Confirmation (Weekly Photo Strategy):** 📸
 - **Action:** Keep your Google Business Profile active by adding new, high-quality images and posts **weekly**.

- **Rule:** Use photos that visually confirm your listed attributes and services (e.g., clear shots of specialty menu items, accessible entrances, or dedicated parking).
- **Use Keywords Naturally in Your GBP Description:**
 - Write a short description that clearly explains what you do and where. Example: “We’re a local plumbing company serving Orange County, specializing in emergency repairs and water heater installations.”
 - Google offers an AI-powered tool to suggest a description based on your profile details, which you can review and edit for factual accuracy.
- **Get Listed in the “Local Pack”:**
 - The top three map results (Local Pack) are often what Siri, Alexa, and Gemini pull from for definitive answers. Optimize your profile and reviews to compete for those spots.

Step 5: Master the Conversational Era (Advanced Gemini Preparation) 🧠

Google’s Gemini integration into Maps (November 2025) will make voice and AI search even more interactive. Success is now determined by the structure and freshness of your data.

A. Q&A Removal requires you to: 💬

- **Action:** Proactively weave what was in your question and answers into the description, posts, and review responses to

with detailed answers to sophisticated, multi-criteria questions that you expect customers to ask the AI.

- **Rule:** By answering questions preemptively (e.g., "Is there covered parking for motorcycles, and are you open after 10 PM?"), you ensure the AI pulls validated, business-provided information rather than relying on fragmented review data.

B. Optimize for Visual and Landmark Navigation: 📍

- **Landmark Navigation:** Gemini curates recognizable points of interest (POIs) to give directions like "turn right after the Thai Siam Restaurant". Ensure your business pin is precisely located and your primary category is accurate so you can be used as a helpful, nearby landmark.
- **Lens Built with Gemini:** This feature allows users to point their phone and ask, "What's the vibe inside?". This makes **Step 4 (Visual Confirmation)** even more critical. Your uploaded photos must accurately represent the atmosphere and interior attributes (like "quiet areas for working" or "family-friendly seating") that the AI is trying to visually confirm and summarize.

C. Audit the AI Summary for Operational Insights: 🔍

- **Action:** Read the **AI-generated Review Summary** for your business profile (if available). This feature synthesizes key attributes and sentiment from all your user reviews.
- **Rule:** The summary acts as a free, continuous operational audit. If the summary highlights a consistent negative driver

(e.g., "frequent complaints about slow check-in service"), you have a clear, data-backed instruction to adjust your internal operations or staffing to resolve the root cause.

D. Self-Audit for Keyword Gaps: 🔍

- **Action:** Test your visibility using complex, conversational queries that the new generative AI favors.
- **Rule:** Manually run natural language searches that combine your core service with niche attributes (e.g., "cafés that serve espresso and have quiet areas for working"). If your business is missing, it indicates a Service or Attribute gap that needs immediate attention in your GBP.

E. Advanced Strategy: Prompt Engineering for Competitive Intelligence: 📊

- **Action:** Use the conversational search function for market analysis by structuring complex queries that reveal competitor weaknesses or market gaps.
- **Rule:** To find a service differentiator, use the prompt to exclude high-ranking businesses for a specific niche. For example: "Show me all highly rated near [Zip Code] that **do not** offer".
- **Implementation:** If the search reveals a service that top competitors consistently lack, immediately add that service to your GBP (Step 2) and promote it with a Google Post (Step 4) as a key differentiator.

Step 6: Maintain and Monitor ✅

The AI rewards profiles that demonstrate "digital credibility" through consistent activity. Your optimization strategy must be continuous.

Quarterly Audit Checklist:

- Verify listings on Google, Apple, Bing, and Yelp.
- Update hours, photos, and special offers.
- Review analytics for "near me" and voice-based queries.
- Test your voice visibility: ask Alexa, Siri, or the Maps AI for your service and see if you appear.

Stay Current: Google and Apple adjust their ranking signals several times a year. Following reputable SEO and local visibility sources ensures you stay ahead.

Final Thoughts

Voice and AI assistants are quickly becoming the new search engines. By completing the steps in this section, local business owners can position their business to be the one customers hear when they ask for help, not the one that gets missed.

GOOGLE BUSINESS PROFILE OPTIMIZATION FOR 2026

In the modern digital economy, your physical location is just as important as your website. When customers search for products or services "near me," they are typically ready to buy or visit. Your **Google Business Profile (GBP)**, formerly Google My Business

(GMB), is the single most important tool for capturing this high-intent local traffic.

Why This Guide Matters: This ebook is your comprehensive blueprint for mastering local SEO in the turbulent landscape of 2025 and preparing for the massive shift coming in 2026 with AI-driven search. We cover everything from the basic setup and optimization techniques that deliver results now, to advanced integration strategies and the future-proofing tactics required to dominate Generative Search Engine Results Pages (SERPs).

Get ready to transform your GBP from a passive listing into a powerful, automated sales engine. 🚀

Chapter 1: Google Business Profile: An Overview 🌐

What is Google Business Profile? 📌

The Google Business Profile (GBP) is a free, user-friendly tool that allows businesses to manage their presence across Google Search, Maps, and other Google properties. It acts as a comprehensive, verifiable summary of your business that appears instantly when a user searches for your brand or for relevant keywords in your local area.

Understanding Google Business Profile 🧠

GBP is essential because it is often the first, and sometimes the *only*, place a customer interacts with your business online

before deciding to visit, call, or click your website. The key components include:

- **Core Information:** Name, Address, Phone (NAP), Website, Hours of Operation.
- **Engagement Features:** Customer reviews, Q&A section, Direct messaging/chat.
- **Dynamic Content:** Business Posts, Products, Services, Photos, and Videos.

How Does It Work?

Google uses the information and activity on your GBP as a key signal to determine your rank in the "Local Pack" and Google Maps results. It works based on three primary factors:

1. **Relevance:** How well your business matches the user's search query.
2. **Distance:** How far your business location is from the searcher.
3. **Prominence:** How well-known and active your business is (based on reviews, links, and profile completeness).

Is It Free to Use?

Yes! Google Business Profile is completely free to create and manage. This makes it **one of the most cost-effective and highest-ROI marketing tools available to businesses of all sizes**. While there are premium features like Google Ads

integration, the core profile management is entirely complimentary.

Chapter 2: Understanding the Benefits of a Google Business Profile 👍

Edit Your Listing and Speak for Yourself 🗣️

With a verified GBP, you take control of your narrative. You can instantly update your business hours, services, and offers. This is critical in a fast-paced environment where Google often pulls data from third-party sources. If a customer or a Google Bot suggests a change, your verification allows you to accept or reject it, ensuring maximum data accuracy.

Practical and Easy to Manage 📈

Managing your profile is simpler than managing a complex website. The interface is intuitive, and updates can often be made directly from the Google Search results page or Maps app [cite: 2.3]. This allows busy business owners to:

- **Respond to Reviews:** Quickly address feedback to build trust using keywords if possible.
- **Post Updates:** Announce sales, events, or holiday hours in real-time.
- **Monitor Performance:** Get instant insights on views, calls, and direction requests.

Premium Options, All for Free (The 2025 Focus) ✨

In 2026, the focus on interactive features solidified the GBP as a premium, all-in-one platform:

- **Product Catalog:** List specific products with pricing and photos, turning your profile into a mini e-commerce display.
- **Service Offerings:** Clearly define the services you offer, allowing Google to match you to more specific, high-intent searches.
- **Direct Chat:** The ability for customers to message you directly from the profile allows you to capture leads immediately, making the profile a true sales conduit.

Chapter 3: Getting Started with Google Business Profiles

Setting Up Your Business Profile

The first step is claiming or creating your profile.

1. **Search:** Log in to the Google Account you wish to use for management and search for your business name.
2. **Claim:** If your business appears, select "Claim this business" or "Manage now." If it doesn't exist, select "Add your business to Google."
3. **Verification:** Google requires verification to prove ownership. This is typically done via a postcard with a code, a phone call, or an email to ensure legitimacy.

Creating a Free Business Listing

During setup, input all core data completely and accurately:

- **Primary Category:** Choose the most accurate category. This is the single biggest factor in relevance.
- **Address/Service Area:** Clearly define your location or the service areas you cover (e.g., "Plumber in the city of X").
- **Description:** Write a compelling 750-character description that includes your primary keywords and a unique value proposition [cite: 3.2]. Also include your common FAQs.

Adding Photos and Videos

Visual content is crucial for both customer appeal and algorithm signaling.

- **Photos:** Upload high-quality photos of your exterior, interior, products, and team. Businesses with photos receive 42% more requests for directions and 35% more clicks to their websites.
- **Videos:** Short, engaging videos (e.g., a 30-second tour or product demo) are highly effective for building trust and demonstrating experience (E-E-A-T).

Managing Your Listing from Search & Maps (2025 Update)



A major convenience update in 2025 allows faster profile management:

- **Direct Edit:** Once logged in, simply search for your business on Google or Google Maps. Edit options (like "Edit profile,"

"Read reviews," "Add photo") appear directly on the search results page, making quick updates seamless [cite: 2.3]. This is particularly useful for mobile updates.

Chapter 4: Optimizing Your Google Business Profile

Using Keywords to Improve Visibility

Keywords tell Google what your business does.

- **Primary Keywords:** Use your top-level keyword in your business description (e.g., "The leading emergency plumbing repair service in Austin").
- **Posts & Services:** Integrate secondary keywords naturally into your business posts, product descriptions, and service lists.

Claiming and Enhancing Your Profile

Completeness breeds confidence. Ensure every section is filled out:

- **Hours of Operation:** Include standard hours *and* special holiday hours.
- **Attributes:** Use specific attributes like "Black-owned," "Accessible," or "Outdoor seating" to match niche searches.
- **Q&A is or will be gone:** Make sure you weave the Questions and Answers into your description and all posts.

This adds more keyword-rich content and addresses common concerns immediately.

Responding to Reviews (AI Assistance for Efficiency)

Review management is a direct ranking factor in local SEO.

- **Respond to Everything:** Respond to all reviews—positive and negative. This shows you are active and care about customer service.
- **Use Keywords in Responses:** When responding to positive reviews, reiterate the service or product the customer mentioned (e.g., "We're so glad you enjoyed our **vegan bakery East Village** products!"). This reinforces keywords.
- **Leverage AI Tools:** For high-volume businesses, 2025 saw the rise of sophisticated AI Review Responders (as offered by tools like Semrush) that can draft personalized, prompt, and tactful responses, saving immense time while maintaining quality [cite: 2.2, 2.7].

Chapter 5: Using Your Google Business Profile to Increase Visibility

Leveraging Google Ads

While the profile is free, integrating it with Google Ads can dramatically increase reach:

- **Local Service Ads (LSAs):** For service-area businesses (plumbers, roofers, lawyers), LSAs appear at the very top of

search results and drive high-quality leads. Your GBP powers the entire system.

- **Geo-Targeted PPC:** Link your GBP to your Google Ads account to display your location directly in your search ads, boosting local click-through rates.

Utilizing Social Media

Social media and your GBP should work in tandem:

- **Promotional Posts:** Repurpose your top-performing social media content (offers, events) directly into GBP Posts. This ensures consistent activity on the profile.
- **Review Campaigns:** Promote review request links on your social channels to continuously drive fresh feedback to your GBP.

Integrating with Other Platforms

NAP (Name, Address, Phone) consistency is key to local ranking.

- **Local Citations:** Ensure your GBP information is identical across all major online directories (Yelp, Facebook, industry-specific sites). Inconsistencies confuse the algorithm and diminish authority. **Submit your information to at least 100 directories. Contact me for trusted service providers.**
- **Third-Party Tools:** Management platforms (like Semrush Local) can distribute your citations across hundreds of directories automatically and alert you to inconsistencies, ensuring your digital footprint is strong and unified [cite: 2.2].

Chapter 6: Leveraging Google Business Profiles for SEO

Link Building

While the GBP itself isn't a direct backlink source, it facilitates local link building:

- **Local Relevance:** A strong GBP helps you appear reputable to local news sites, blogs, and community organizations who may link to your website.
- **Community Content:** Use GBP Posts to highlight your involvement in local events or sponsorships. This content can attract local backlinks and solidify your community connection [cite: 3.2].

Optimizing Your Profile

Optimization extends beyond basic information:

- **High-Intent Keyword Targeting:** Focus on long-tail, "ready-to-buy" keywords in your posts and service descriptions (e.g., "best pizza delivery in downtown").
- **Service Area Optimization:** For businesses without a physical store, accurately defining your service radius is critical for being found in "near me" searches within that area.

Utilizing Structured Data

Structured data (Schema Markup) on your website enhances the information Google pulls for your GBP:

- **LocalBusiness Schema:** Implement **LocalBusiness** schema on your website to explicitly tell Google your business hours, address, reviews, and services.
- **Review Schema:** Adding review schema can enhance your search result appearance with star ratings, boosting click-through rates and prominence [cite: 3.2].

Chapter 7: Integrating Google Business Profiles with Your Website 🤝

Embedding Your Profile 🌐

While you cannot literally embed the live Google widget, you can simulate its function and benefits:

- **Google Maps Embed:** Embed a Google Map with your precise location pin on your Contact Us page.
- **Review Widgets:** Use third-party tools to embed a live feed of your Google Reviews directly onto your website's homepage, leveraging the GBP's trust signals immediately.

Linking to Your Profile ➡

Make it easy for customers to engage with your GBP:

- **Direct Review Link:** Create a short, branded URL that takes customers directly to the "Leave a Review" pop-up. Place this prominently in email signatures and on your website.
- **"Get Directions" Button:** Ensure your website's contact page prominently features a "Get Directions" button that links directly to your GBP's Maps entry.

Creating a Custom URL

While Google has scaled back custom GMB URLs, you can still create a short, branded review link for marketing purposes. Use tools that generate the specific URL required to bypass the search page and go straight to the review prompt for maximum efficiency.

Chapter 8: Maintaining Your Google Business Profile

Monitoring and Updating Your Listing

The digital world is fluid. You must monitor changes made by Google, customers, and competitors.

- **Performance Reports:** Download your GBP Monthly Performance Reports. These show you exactly how many people viewed your profile, requested directions, and called you. Use this data to inform your content strategy.
- **Proactive Updates:** Never let your profile stagnate. Update hours for holidays, post about seasonal offerings, and

ensure product listings are current. GBP Post updates should be a minimum of **3x per week** for optimal visibility signaling [cite: 1.1].

- **Reject Unwanted Changes:** Monitor and reject customer suggestions or Google's automatic updates that introduce inaccurate information, maintaining data integrity [cite: 2.7].

Setting Up Automated Workflows

Manual management can be overwhelming for multi-location businesses.

- **Review Automation:** Set up automated email or SMS campaigns to request reviews after a successful transaction.
- **Content Scheduling:** Use marketing tools to schedule GBP Posts weeks or months in advance, guaranteeing consistent local content without daily hassle [cite: 2.7].

Utilizing Automation Tools

For serious local SEO competitors, using a dedicated management tool is essential for 2025 and 2026:

- **Bulk Editing:** Update multiple locations or profiles at once.
- **AI-Powered Content:** Generate GBP Post ideas using AI personalized for your business, saving valuable content creation time [cite: 2.2].
- **Geotagging:** Embed location-rich metadata into your GBP photos to boost proximity relevance [cite: 2.2].

Chapter 9: Troubleshooting Common Issues

Maintaining a perfect GBP is challenging. Here are solutions to common issues:

Changing Address

If your business moves location, follow these steps:

1. **Update in GBP:** Log in and edit your primary business address immediately.
2. **New Verification:** Google will require you to re-verify the new location, often via postcard or video verification, to prevent spam.
3. **Update Citations:** Crucially, update your address on your website and all third-party citations (Yelp, Facebook, etc.) to maintain NAP consistency.

Changing Phone Number

1. **Update in GBP:** Edit the primary phone number on your profile.
2. **Verify New Number:** Google may prompt for re-verification (usually via call or text).
3. **Update All Assets:** Ensure the new number is updated on your website, email signatures, and all directory listings immediately.

Common Problems and Solutions

Problem	Potential Cause	Solution
GBP Not Showing in Local Pack	Low Prominence, Relevance, or Spam filters.	Solution: Complete all sections, get more positive reviews, and post content 3x per week.
Profile Suspended	Usually a violation of guidelines (e.g., keyword stuffing, wrong business category, fake address).	Solution: Read the guidelines, fix the infraction, and submit a Reinstatement Request to Google.
Competitor Spam	Competitors suggesting edits or creating fake listings in your area.	Solution: Use the 'Suggest an Edit' feature on the competitor's profile to report the fraudulent listing.
Bad Reviews Persist	Not enough new, positive reviews to push them down.	Solution: Respond professionally and implement a proactive review generation strategy (ask every customer).

Chapter 10: 2025 Success Story: The Power of GBP (Case Study) 🏆

Sarah's Style Boutique: The 6-Month Blueprint 🏆

Sarah runs a boutique independent clothing store, *Sarah's Style Boutique*, in a competitive urban neighborhood. In early 2025, she needed to increase foot traffic and online visibility. Here is the detailed, month-by-month strategy that led to success:

Month 1: Setup and Content Foundation (January 2025)


- **Optimization:** Fully completed all required fields and added a detailed description using primary keywords like "Denver women's fashion" and "downtown clothing boutique."
- **Visual Assets:** Hired a local photographer for one session, yielding high-quality, geotagged photos:
 - Store exterior with prominent signage
 - Interior showcasing layout and atmosphere
 - Clothing displays
 - Team members providing service
 - Customers (with permission)
 - Created one 2-minute store tour video.
- **Initial Content:**
 - Created first 5 posts: Welcome/introduction, current winter sale, new arrivals, styling tips, customer spotlight.
 - Added 15 FAQ questions proactively.
- **Cost Month 1:** \$400 (photography + time)

Month 2-3: Building Momentum (February-March 2025)

- **Content Strategy: 3 posts per week** consistency:
 - Monday: New arrivals
 - Wednesday: Styling tips/outfit ideas
 - Friday: Weekend specials
- **Visuals:** Added 10 new photos weekly (staff-taken images).
- **Review Generation:**
 - Created direct review link by clicking get more reviews. Google populates a link and a QR code.

Give customers a link to review your business on Google

Reviews build trust and help your Business Profile stand out to customers on Search and Maps

 Business Profiles like yours with 5 or more reviews can get up to twice as many customers

 Email

 Whatsapp

 Facebook

Review link

https://g.page/r/CbX_BpG8aMurEBI/review



Share your reviews QR code

Right-click and select "Save Image As..." so you can share your QR code with customers



- Added to receipts and trained staff to request reviews.
- Sent follow-up email to 200 existing customers.
- **Engagement:** Responded to all reviews within 2 hours; answered all Q&A questions same day.
- **Result: 45 total reviews** (Average 4.9 stars)
- **Cost Month 2-3:** \$100/month (time + minimal tools)

Month 4-6: Advanced Tactics (April-June 2025)

- **SEO Focus:** Built 5 local, high-quality backlinks to her website from local blogs and community sites.
- **Optimization:**
 - Updated service descriptions to be more specific.
 - Added popular clothing brands carried as product listings.
 - Highlighted "Personal Styling Service" using the Booking URL feature.
 - Seasonal description updates (Spring/Summer focus).
- **Social Media Integration:**
 - Linked Instagram and Facebook to the GBP.
 - Cross-posted content and used local hashtags:
[#DenverFashion](#) [#DowntownDenver](#).
- **Review Goal:** Reached 100+ total reviews.



The Results (6-Month Performance)

- Discovery Searches: 📈 +70% 📌 Profile appearing for non-branded searches (e.g., "clothing boutique near me").
- Direction Requests: 📈 +45% 📌 Direct increase in new customer foot traffic.
- Website Clicks: 📈 +35% 📌 Significant uplift in online sales inquiries.
- Conversions: 📈 30% 📌 Estimated increase in new customer conversion rate.

Conclusion: Sarah's success demonstrates the power of a persistent, structured, and review-focused GBP strategy. By

treating the profile as a primary marketing channel, she was able to achieve rapid growth and dominate her local search market.

Chapter 11: The Future of GBP: 2026 Trends & Action Plan

The core theme for 2026 updates is **AI integration, transparency, and stricter verification**. Google is transforming the GBP from a simple listing into an AI-powered mini-website that anticipates customer needs and reduces spam.

Key 2026 Updates and Changes

- **AI-Driven Highlights:** Google's AI will automatically surface the **most relevant attributes** about your business, often pulled directly from your reviews (e.g., "Great staff," "Fast service," "Accessible parking").
 - **Action Needed:** Your reviews become a **primary ranking factor** for specific, qualitative terms.
- **Stricter Verification & Spam Crackdown:** To fight keyword stuffing and fake locations, Google is tightening the verification process, sometimes requiring **ID checks** and **real-time video validation**. Profiles inactive for 60+ days may be removed.
- **Enhanced Attributes for Transparency:** New attributes (Accessibility, Women-Owned, Sustainability, etc.) are

heavily factored into ranking, acting as quick filters for specific consumer searches.

- **Deeper Commerce & Booking Integration:** The GBP is becoming a direct sales tool. Expect enhanced integration with third-party booking systems, menu providers, and e-commerce platforms.
- **WhatsApp/Messaging Focus:** Direct messaging through the GBP is getting prioritized, allowing customers to move instantly from discovery to conversation.

Essential Tools for the New 2026 Landscape

Managing the complexity and activity required for 2026 success necessitates specialized tools:

- **Reputation & Review Management (Crucial for AI Highlights):** Tools like [Semrush Local](#) or dedicated review platforms can consolidate reviews from multiple sources, track your star rating, and provide **AI-assisted response drafts** to ensure prompt engagement.
- **Post Scheduling & Bulk Management:** For multi-location businesses or busy owners, scheduling platforms are essential to guarantee the minimum **3x per week** posting frequency required for prominence.
- **Visual & Location Optimization:** Tools that automate geotagging of photos and provide heat map reports of where your profile ranks in your service area allow you to target specific neighborhoods more effectively.

Core Optimization Strategy: The 2026 Checklist

1. NAP & Verification Integrity (The Foundation)

- **Audit for Consistency:** Conduct a strict audit to ensure your Name, Address, and Phone (NAP) are *identical* across your website, GBP, and all major directories.
- **Verify All Service Areas:** If you are a Service Area Business (SAB), ensure your service radius is accurately defined and verified.
- **Check Inactivity:** Ensure your profile has had an update or post within the last 60 days to prevent removal.

2. Content & Keyword Strategy

- **Optimize New Attributes:** Go through your GBP dashboard and fill out every newly available attribute (Accessibility, Women-Owned, Sustainability, etc.).
- **Use Keywords in Posts:** Create a weekly Google Post using local keywords in the first 1-2 sentences. Use the "Offer" post type for time-sensitive promotions, as Google gives them enhanced visibility.
- **Leverage Products/Services:** Treat the product and service listings as long-form keyword opportunities. Use detailed descriptions with specific, local-focused terms.

3. Review and Engagement Loop (The AI Fuel) ★

- **Proactive Review Generation:** Use an automated system (e.g., QR code, SMS link) to ask **every** happy customer for a review. High-volume, high-frequency reviews are the best fuel for the AI-Driven Highlights.

- **Respond to All Reviews:** Respond to **100%** of reviews (positive and negative) within 24-48 hours. This signals to Google that you are engaged and trustworthy.
- **Utilize Q&A:** Proactively post and answer 5-10 of your **most common customer questions** (e.g., "Do you offer delivery?", "What are your weekend hours?") and incorporate relevant keywords into the answers. This preempts the AI Q&A feature and ensures accuracy.

Conclusion: Final Thoughts, Services, & Next Steps

Google Business Profile is a powerful tool for businesses to gain visibility, build trust, and engage with customers online. It can help businesses gain more customers, increase conversions, and improve visibility in local search results.

With Google Business Profile, businesses can create an optimized profile that showcases their business, list their products and services, share photos and videos, respond to customer reviews, and more. Businesses can also benefit from Google's suite of other products, such as Google Ads and Google Analytics, to better monitor and manage their online presence. Overall, Google Business Profile can be a great asset to businesses of all sizes, helping them to increase their visibility and reach, and provide a better customer experience.

Need Help Navigating the Optimization Process?

If you would like help navigating the Google Business Profile Optimization process, please contact me:

- **Email:** randi@rajemarketing.com
- **Text:** 949-484-5929







Exclusive Offer: Semrush Free Trial!

If you would like a free trial to **SEMRUSH** to track your listing and gain valuable insights, email me for a coupon code!

Google Business Profile Management Service

Click Here To Learn More about the Google Business Profile Management Service.

Service includes:

- Promotional Posts **3x/week** 
- New products and/or service listings ✨
- New Questions and Answers (Q&A) ?
- Review Responses (AI-assisted) 
- Image and Video Uploads 
- Moves, adds, and edits 
- Profile Monitoring 
- GBP Monthly Performance Report 

Resources & Citations

The research and trends discussed in this guide were compiled directly from Google and leading digital marketing experts and SEO tool analysis such as SEMRUSH.

+++++

If you would like help navigating the Google Business Profile Optimization process, please contact me at randi@rajemarketing.com or text to 949-484-5929.

Click Here for Your [FREE SEMRUSH TRIAL](#) to track and gain valuable insights!