THE 7 LAWS OF MIND CONTROL

70 TECHNIQUES TO SPOT ANY MANIPULATION AND TURN IT AROUND



KONRAD VOSS

The 7 Laws of Mind Control

THE 7 LAWS OF MIND CONTROL

The Dark Psychology Manual:
70 Techniques to Spot Any Manipulation,
Turn It Around, and Get What You Want

Konrad Voss

Vetra Edizioni

© 2026 Vetra Edizioni. All rights reserved. No part of this book may be reproduced, stored, or transmitted in any form or by any means without the written permission of the publisher, except for brief quotations in reviews or articles.

First English edition: 2026

Disclaimer. This book is for informational and educational purposes. The techniques described are explained so that the reader learns to recognize them and defend against them; any use of them is the sole responsibility of the person applying them. The contents in no way replace the advice of psychologists, physicians, attorneys, or other qualified professionals: anyone in a situation of abuse, dependence, or danger is urged to contact a professional or the support services in their area. The stories and experiments cited are documented by the sources listed in the bibliography; names and examples in the technique entries are illustrative.

www.vetraedizioni.com

CONTENTS

How to Use This Manual **8**

Introduction. The Pact **10**
What You'll Find 10
The Pact 11
How to Use It 12

Law 1. The Persona **13**
Technique 1. The Right Outfit 15
Technique 2. The Title That Opens Doors 17
Technique 3. The Familiar Face 18
Technique 4. The Mirror 20
Technique 5. The First Perfect Detail 21
Technique 6. Insider Jargon 22
Technique 7. Manufactured Likability 24
Technique 8. The Tailor-Made Story 25
Technique 9. The Displayed Flaw 26
Technique 10. The Phantom Testimonial 28
Law 1 in Brief 29

Law 2. The Hijack **31**
Technique 11. The Sudden Alarm 33
Technique 12. Fear, Then Relief 34
Technique 13. Emotional Contagion 35
Technique 14. Borrowed Anger 37
Technique 15. The Rare Case Told as Certain 38
Technique 16. Guilt, Switched On 40
Technique 17. Pity as Leverage 41
Technique 18. The Veiled Threat 42
Technique 19. Shame as a Switch 44
Technique 20. The Packaged Emergency 45
Law 2 in Brief 47

Law 3. Manufactured Fear **48**
Technique 21. The Revealed Flaw 50
Technique 22. The Free Diagnosis 51
Technique 23. The Deadline on the Problem 52
Technique 24. The Only Solution 54
Technique 25. The Poisoned Comparison 55
Technique 26. Leverage on Hidden Pain 57
Technique 27. The Invisible Enemy 58
Technique 28. The Orphan Statistic 59
Technique 29. The Fake Expert Who Confirms 61
Technique 30. The Need for Protection 62
Law 3 in Brief 64

Law 4. Small Steps **65**
Technique 31. The Foot in the Door 67
Technique 32. The Price That Rises After the Yes 69
Technique 33. Even a Penny 70
Technique 34. The Ladder of Yeses 72
Technique 35. Testing the Ground 73
Technique 36. The Shifting Normal 75
Technique 37. The Cost Already Paid 76
Technique 38. The Door in the Face 78
Technique 39. The Gift That Traps 79
Technique 40. The Slow Boil 81
Law 4 in Brief 82

Law 5. The Herd **83**
Technique 41. The Manufactured Line 85
Technique 42. The Bandwagon 86
Technique 43. Staged Unanimity 88
Technique 44. "Everyone Does It but You" 89
Technique 45. The Common Enemy 91
Technique 46. The Group Tribunal 92
Technique 47. Exclusion as a Weapon 94
Technique 48. The Flying Monkeys 95
Technique 49. Steered Gossip 97
Technique 50. The Room That Thinks as One 98
Law 5 in Brief 100

Law 6. The Surprise Reward **101**

Technique 51. The Warm Shower . . . 103
Technique 52. The Intermittent Reward . . . 104
Technique 53. Hot and Cold . . . 106
Technique 54. Breadcrumbs . . . 107
Technique 55. The Hoover . . . 109
Technique 56. The Promise About the Future . . . 110
Technique 57. Coin-Operated Affection . . . 112
Technique 58. Time as Reward and Punishment . . . 114
Technique 59. The Social Scratch-Off . . . 115
Technique 60. Going Out with a Bang . . . 117
Law 6 in Brief . . . 119

Law 7. Rewritten Reality **120**
Technique 61. "It Never Happened" . . . 122
Technique 62. The Rewritten Story . . . 123
Technique 63. One-Way Memory . . . 125
Technique 64. The Information Tap . . . 126
Technique 65. Repetition That Becomes Truth . . . 128
Technique 66. Word Salad . . . 130
Technique 67. The Flood . . . 132
Technique 68. The Reversed Mirror . . . 133
Technique 69. Blame That Changes Hands . . . 135
Technique 70. "You're Overreacting" . . . 136
Law 7 in Brief, and the Complete Cage . . . 138

The 7 Laws Test **140**
How to Read the Result . . . 142
The Three Final Questions . . . 143

Essential Glossary **145**

Essential Bibliography **147**

Your Next Step **149**
Keep the Test Within Reach . . . 149
Name the Move Out Loud . . . 149
The Open Door: The Next Laws . . . 149

HOW TO USE THIS MANUAL

This book is built as a tool. Two minutes to understand how it works, and it will pay you back for years.

The 7 laws. They are the seven principles that govern every manipulation, laid out in order: together they tell, step by step, how a capture is built. Each law opens with its statement, a true story that proves it, and ten techniques that apply it.

The 70 techniques. Each technique is a numbered entry, and each entry occupies exactly one two-page spread: open it and you have everything you need in front of you. Inside you'll always find the same four blocks, in the same order:

- **What It Looks Like**: the technique in real life, so you can recognize it on sight;
- **How to Use It**: the mechanism from the side of the person applying it, with the operating moves;
- **How to Spot It When It's Used on You**: the signals and the tests;
- **The Countermove**: what to do, with the exact words to say.

The cross-references. The techniques cite one another by number, like tools from the same toolbox: when you come across "(Technique 20)," there's a piece there that completes the discussion. On a first reading you can ignore them; from the second on, they become the shortcuts.

The 7 Laws Test. At the back of the book you'll find twenty-one questions for X-raying any situation: a relationship, an offer, a workplace, a contract. It's the entire book compressed into ten minutes of use: go back to it every time something doesn't add up.

The two ways to read it. The first time, from beginning to end: the laws build on one another, and the order is half the content. Afterward, keep it within reach and use it the way you use a manual: as needed, by number, before a negotiation or after a conversation that left you with a strange feeling.

A promise and a warning, which are the same thing: once you've finished this book, you'll see certain scenes everywhere. It isn't the book that made you suspicious. It's the world that was already this way: now, quite simply, you see it.

INTRODUCTION. THE PACT

Today someone used one of the techniques in this book on you.

That isn't a provocation: it's statistics. Maybe it was the salesperson who rushed you, maybe the colleague who made you feel guilty, maybe a headline written specifically to make you angry, maybe someone you love who "forgot" a promise again. Mind control techniques don't live in spy movies: they live in meetings, in negotiations, in chats, in kitchens. They have always worked, they work on everyone, and they work best on one precise category of people: those convinced they don't work on them.

This book exists to take you out of that category. And to give you something more.

◇

WHAT YOU'LL FIND

Seventy techniques, organized under seven laws. It isn't a collection: it's an anatomy. The seven laws are, in order, the chronicle of a capture: the **Persona** that enters your trust, the **Hijack** that switches on emotion and switches off scrutiny, the **Manufactured Fear** that builds you a need, the **Small Steps** that make you climb on your own, the **Herd** that takes away the support of others, the **Surprise Reward** that chains you to the lever, the **Rewritten Reality** that locks the door from the inside. Whoever wants to control you, whether they do it by trade or by instinct, walks this road. By the end of the book you'll know it better than they do.

Each law opens with a true story. A cobbler who empties a town hall's treasury with a uniform bought secondhand. A radio broadcast that panics a swath of America. A word invented in a meeting room that turns a disinfectant into an empire. A laboratory where ordinary people turn a dial up to 450 volts. Three lines on a card. Eight pigeons pray-

ing to a machine. A husband who dims the lights and swears they're on. They aren't decorative anecdotes: they're the evidence. Every fact and every experiment cited in this book is documented: where science has measured, I report the measurements; where it hasn't, I don't invent numbers.

And every technique is an entry built the exact same way: **what it looks like** in real life, **how to use it**, **how to spot it when it's used on you**, and **the countermove**. Each technique occupies exactly one two-page spread: open the book on any technique and you have everything you need in front of you, without turning the page. It's a manual: you read it from beginning to end the first time, and then you consult it for the rest of your life.

◇

THE PACT

Now the delicate point, and I want to be direct because this book is direct from the first page to the last.

These techniques are tools. The foot in the door closes honest sales and recruits cult members. Social proof fills good restaurants and inflates scams. The same blade cuts bread and cuts other things: it depends on the hand. Some will tell you that certain knowledge is better left undisclosed. I think the exact opposite, and history proves me right: **everyone who uses these techniques already knows them. The only ones who don't are the people on the receiving end.** Silence doesn't protect you: it protects them.

So the pact is this. I explain everything to you: the mechanism, the use, the recognition, the countermove, without filters and without hypocrisy. In exchange, three rules, which you'll find repeated in the book at the points where they're needed:

One. Defense is always legitimate. Recognizing the techniques, dismantling them, turning them around on whoever uses them against you: sacred, always.

Two. Active use is legitimate when it can stand the light. The honest versions of these techniques, and almost all of them have one, are recognized by a single criterion: you can declare them. "I'm opening the

negotiation high because I need margin," "I'm taking special care of you this first month because I want you to stay": said out loud, it still works. Real manipulation dies the moment you name it; strategy survives the declaration.

Three. The techniques that live ONLY in the dark, the ones that destroy a person in order to control them, are clearly marked in the book: I explain them so you see them coming, not so you replicate them. Whoever uses them isn't playing the same game as you: they're doing something else, and it has another name.

This isn't a preachy book disguised as a ruthless one, or the reverse. It's a book about power, written for those who are tired of being on the receiving end of it and adult enough to handle it.

◇

HOW TO USE IT

First reading: from the beginning, in order, because the laws build on one another and the techniques cite each other like tools from the same toolbox. You'll find threads that keep coming back: the written record, the two-channel rule, the ledger versus memory, the crack in the unanimity. They aren't repetitions: they're the load-bearing walls.

Then, at the back, there's the **7 Laws Test**: twenty-one questions for X-raying any situation, relationship, offer, or environment. Use it for real: on that contract, on that group, on that person. The first time the test lights up three warning lights on a situation you thought was normal, this book will already have paid for itself.

One last thing. From here on you'll see these techniques everywhere: in advertising, in meetings, on the news, at dinner. At first it has a strange effect, like discovering the wires above a stage you thought was empty. Then it becomes the new normal, and it's a better normal: it's called seeing.

Welcome to the side that sees.

We begin with a man who didn't exist, and a uniform bought second-hand.

LAW 1. THE PERSONA

Nobody trusts a stranger. Everybody trusts a consistent persona.

THE CAPTAIN WHO DIDN'T EXIST

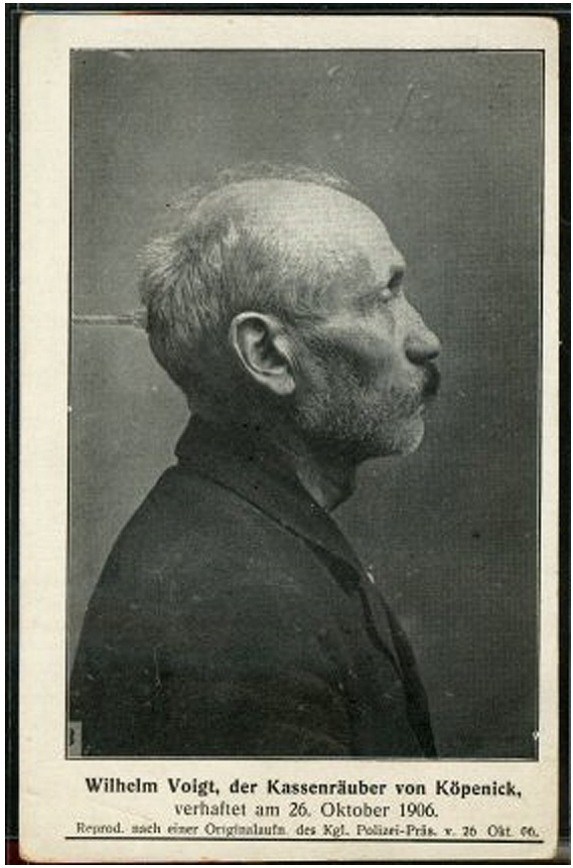

Wilhelm Voigt in a photograph from October 1906, around the time of the hoax. Source: Wikimedia Commons, public domain.

Berlin, October 16, 1906, early afternoon.

Ten Prussian soldiers are marching back to their barracks. A captain of the Guard stops them in the street. Uniform in order, dry tone, not a flicker of hesitation: he says he is acting on direct orders from the Emperor. The soldiers ask nothing. You don't question a captain. You follow him.

The captain takes them by train to Köpenick, a suburb of Berlin. He has the town hall surrounded, declares the mayor under arrest, and has the municipal treasury handed over to him: 4,002 marks. He signs the receipt, orders the soldiers to escort the prisoners to Berlin, boards a train and disappears.

The man inside the uniform was named Friedrich Wilhelm Voigt. He was not a captain. He was not even a soldier. He was a 57-year-old cobbler, half deaf, fresh out of prison, who had bought that uniform secondhand, one piece at a time, from junk dealers.

And this is where the story gets interesting, because the point is not what Voigt had. It's what he did NOT have.

Voigt, as a free man, could get nothing done. Without papers he couldn't find work. Without work he couldn't get a residence permit. Without a residence permit, no papers. Friedrich Wilhelm Voigt, the real person, with his real history and his real face, simply did not exist as far as the Prussian state was concerned.

Then he put on the persona. And the persona, in a single afternoon, obtained ten armed soldiers, a mayor under arrest, and the treasury of a town.

Nobody, all day long, asked him for a document. You don't ask a captain for his papers: the uniform IS the papers. The soldiers obeyed the rank, the mayor surrendered to the rank, the safe opened for the rank. The person was irrelevant. Only the persona counted, and the persona was perfect: consistent in every detail, from the tone of voice to the signed receipt.

They caught him ten days later. Four years in prison, but all of Germany was laughing, and it was laughing at the army, not at him. The Kaiser pardoned him after two years, and Voigt ended up touring the country telling the story of his exploit. The German language even coined a word

for this kind of hoax, the Köpenickiade, and the theater turned it into a classic.

An invisible cobbler had proven, with a receipt for 4,002 marks, the law that opens this book: **people don't trust who you are. They trust who you appear to be, as long as you play the part all the way through.**

The ten techniques that follow are the pieces of that uniform. Whoever uses them on you is building a persona to enter your trust. From today, you will recognize every seam. And you will also know how to wear them, when it's your turn to have doors opened for you.

◇

TECHNIQUE 1. THE RIGHT OUTFIT

The uniform decides who you are before you open your mouth.

What It Looks Like

A white coat in a pharmacy. A high-visibility vest on a construction site. A dark suit at the bank, a badge hanging around the neck, a company car with the logo on the door. They are all pieces of a uniform, and they all do the same thing: they answer the question "who are you?" before anyone asks it.

The human brain has no time to check everyone's credentials. It uses a shortcut: the symbol. In the 1970s the psychologist Leonard Bickman ran a simple experiment: a man stopped passersby and ordered them to perform small actions: pick up a paper bag, move away from a bus stop, give a coin to a stranger. When he was dressed in civilian clothes, most people ignored him. When he wore a guard's uniform, obedience nearly doubled. Same man, same words, same street. Only the fabric had changed.

How to Use It

There is one operating rule: **dress as the persona that has to get the result, not as the person you are when nobody is watching.**

Three concrete moves:

1. One step above the room. Look at how the people in the meeting will be dressed and position yourself one level up. Not two: whoever overdoes it looks like they're in costume. One step says "I'm in charge." Two steps say "I'm acting."

2. Wear the uniform of the context, not your own taste. The consultant who walks into a repair shop in a jacket and tie has the wrong uniform, just like the mechanic who shows up at the bank in coveralls. The right symbols are those of the tribe you want to convince: professional equipment for the technical client, a quality pen and notebook at the negotiating table, a clean website and a polished photo for those who look you up online. Your profile is a uniform too.

3. Total consistency, down to the last button. Voigt bought the uniform in pieces, but he wore it complete. A single detail out of place breaks the spell: the wrong watch under the right suit, the typo in the flawless presentation, dirty shoes under the pressed uniform. The persona holds as long as every piece tells the same story.

How to Spot It When It's Used on You

Notice when you are obeying a costume. The "financial advisor" who greets you wearing a ten-thousand-dollar watch. The salesperson in a white coat who has nothing of the doctor about them. The profile with the photo in a jacket in front of a bookshelf. If you feel convinced before the other person has said a word, stop and ask yourself: **am I evaluating the person, or am I evaluating the outfit?**

The most reliable warning sign: the rush to show off the symbols. People with real authority display it little. People who are acting it wave it in your face, because the costume is all they have.

The Countermove

Separate the symbol from the mandate. The outfit says the person BELONGS to a category, not that they have the right to ask you what they're asking. One question dismantles the game, polite and lethal: "Excuse me, who sent you? Can I see something in writing?"

People with real authority don't take offense at being checked: verification is their natural habitat. People who are acting stiffen, take offense,

raise their voice. The reaction to the question is worth more than any document.

And when you have to evaluate an important proposal, use the thrift-shop test, in Voigt's honor: reread the offer imagining it comes from a man in slippers, with no titles, no watch, no logo. If the words alone don't hold up, it was all outfit.

◇

TECHNIQUE 2. THE TITLE THAT OPENS DOORS

Doctor, Director, Senior Partner: the title speaks in your place.

What It Looks Like

A plaque on the door. A signature followed by three lines of positions. A "Doctor" dropped over the phone. The title is the spoken version of the uniform: it certifies membership in a caste before you have proven anything at all.

How much does it weigh? In 1966 the psychiatrist Charles Hofling ran an experiment in a real hospital. A fake "Dr. Smith," never seen or heard before, phoned the ward and ordered the nurses to give a patient twice the maximum dose of a drug. Against every regulation, on the orders of a mere voice on the phone with a title in front of its name, almost all the nurses set off to comply. None of them had checked that Dr. Smith existed. The title was the check.

How to Use It

1. Get introduced, don't introduce yourself. A title spoken by you is worth half: it sounds like a request for respect. The same title spoken by a third party ("let me introduce our head engineer, who led the project from start to finish") lands as a fact. Prepare whoever introduces you: they are the one who sets your authority in motion.

2. If you don't have a title, coining a well-made one is legitimate. "Founder," "Head of," "Specialist in": these are real positions that nobody confers and nobody can dispute. Pick the one that carries weight in the right context: "Owner" opens doors in small towns, "Specialist"

opens them in professional offices.

3. Have the environment confirm the title. The letterhead, the plaque, the business card, the page that comes up when someone searches your name. A title on its own raises suspicion; a title the environment repeats three times becomes a fact of reality.

How to Spot It When It's Used on You

Watch your automatic deference. "The doctor said so," "he's a professor," "it comes from management": if a sentence like that has just switched off your critical thinking, the technique is at work. The most dangerous moment is on the phone or by text, as it was for Hofling's nurses: a title without a body is the cheapest disguise there is.

And remember the question nobody ever asks: who gave them that title? There are titles that are bought, inherited, or printed at home.

The Countermove

Ask for the substance behind the position, with an innocent question: "What exactly do you do?" Someone with a full title answers with precise facts and doesn't flinch. Someone with only the title answers with the title: "I'm the head of the department," precisely. Going around in circles about the position is the confession.

Then judge the proposal as if it arrived unsigned. At most, the title certifies a person's past: about the value of what they're proposing to you today, it says nothing.

◇

TECHNIQUE 3. THE FAMILIAR FACE

Show up often, ask for nothing: familiarity turns into trust.

What It Looks Like

The supplier who drops by "just to say hello." The colleague present at every meeting, even the ones that don't concern them. The brand you see for the tenth time and by now "know." None of them has convinced

you of anything. They've just shown up.

The psychologist Robert Zajonc proved it in 1968 with a series of experiments that became a classic: the more times a person sees a stimulus, a face, a word, a symbol, the more they like it. Without a reason, without any merit. The brain mistakes "I've seen it before" for "it's reliable," because in nature what you've already encountered without harm is, statistically, less dangerous than what you've never seen. The manipulator doesn't need you to like them: they only need to keep showing up.

How to Use It

1. Presence in installments, small and regular. Ten two-minute appearances are worth more than one hour-long meeting. Familiarity is built with frequent deposits: the timely comment, the walk past the office, the short useful message. Consistency beats intensity.

2. Ask for nothing the first ten times. An early request burns everything: it turns the familiar face into a salesperson. First you deposit, then you withdraw. When you finally do ask, you won't be a stranger who wants something: you'll be "someone we know."

3. Multiply the channels. In person, by message, with a piece of content, in a group photo. Whoever meets you on three different channels gets the feeling you're everywhere, and someone who's everywhere must be somebody.

How to Spot It When It's Used on You

The signal is a sentence you say to yourself: "I know this person." Stop and check: do you know them, or have you just seen them? Could you say what they do, how they work, what they've done in the past? If the answer is no, that trust wasn't given by you: they built it, one walk-on part at a time.

The Countermove

Apply the first-meeting test: evaluate the person as if you were seeing them today for the first time. What references do they have? What proof do they bring? What do you know that's verified, not perceived? Familiarity is anesthesia, not information: the salesperson you've seen at

the coffee shop for three months deserves the same investigation as the stranger who arrived this morning. On the facts, they are the same person.

◇

TECHNIQUE 4. THE MIRROR

Copy the other person's posture, rhythm and words until they see themselves in you.

What It Looks Like

Two old friends at a café table move together: one leans forward, the other follows; one slows down, the other slows down. It's the natural language of rapport. The technique is born when someone performs it cold, on you, to fabricate a rapport that doesn't exist.

The psychologists Chartrand and Bargh called it the chameleon effect: in their 1999 experiments, people whose gestures were imitated judged the imitator more likable and the interaction more successful, without noticing a thing. And research on waiters measured the rest: those who repeat the customer's order word for word, instead of saying "sure," collect noticeably bigger tips. Mirroring pays, literally.

How to Use It

1. Rhythm first, content second. Speaking speed, length of pauses, volume. If they're slow and you're a machine gun, no right word will save you. Lock onto the other person's metronome: it's the harmony you can hear without seeing it.

2. Steal the vocabulary, not the concepts. If the client says "turnover," don't say "revenue"; if they say "the guys," don't say "the team." Everyone has ten words of their own: using them is like speaking with their inner voice. Their metaphors are even better: whoever says "we're in the trenches" must be met in the trenches.

3. Posture on a delay. Mirror the big gestures a few seconds late and in a softened version. The simultaneous photocopy gets noticed and breaks everything; the faint echo reaches only the deep brain.

How to Spot It When It's Used on You

The alarm bell is feeling "understood" too soon. A stranger who after ten minutes seems like your sibling, who uses your words, who moves like you: either it's your soulmate, or they're working. Soulmates, statistically, don't sell insurance.

The Countermove

Use the swerve test: change register abruptly. Speed up, crack a joke in the wrong tone, jump to a distant topic. Real rapport absorbs the change without trouble, because it doesn't depend on you. The performed kind chases you: you'll see them correct their posture, adjust their rhythm, hook back on. Whoever mirrors you for a living can't afford to lose you: that's exactly what gives them away.

◇

TECHNIQUE 5. THE FIRST PERFECT DETAIL

One flawless element and they hand you all the rest.

What It Looks Like

The well-dressed candidate who "is obviously well prepared." The restaurant with the tidy entrance where "the food is surely good." The beautifully laid-out quote that "must be serious." One visible, verified virtue spreads like oil over qualities nobody has verified.

It's the halo effect, and science has known it for a century: as early as 1920 the psychologist Edward Thorndike, analyzing officers' evaluations of their soldiers, found that those judged good-looking were also judged more intelligent, more disciplined, and better leaders. One trait acted as a lens for all the others. The brain hates incomplete forms: when it knows one box, it copies that grade into all the others.

How to Use It

1. Find THE detail your audience sees first and make it perfect. Not everything: that one. The first page of the quote, the handshake and the

first thirty seconds, the shop window, the profile photo, the subject line of the first email. Excellence concentrated where the first glance lands buys the verdict on everything else.

2. Always open with your best piece. The order of presentation is already the manipulation: the first data point becomes the lens for the ones that follow. Your strongest case goes first, never "building up to it": the crescendo works in concerts, in evaluations the opening works.

3. Defend the detail over time. The halo also works in reverse: one neglected element (the typo, the late arrival, the dirty shoe) copies its negative grade onto everything. The persona, like Voigt's uniform, is either consistent or it isn't.

How to Spot It When It's Used on You

Catch yourself promoting someone "across the board." If you're about to entrust your money to someone because they speak well, or hire someone because they dress well, ask yourself which box you actually verified. One. And who filled in the others?

The Countermove

Evaluate in writing, one quality at a time, with one proof for each. Speaks well: what documented results do they have? Looks the part: what does that have to do with the job? The form breaks the halo, because it forces the brain to leave the unverified boxes empty. Good-looking is not good: it's good-looking. The rest has to be proven, item by item.

◇

TECHNIQUE 6. INSIDER JARGON

Speak the tribe's language: whoever speaks it is one of us.

What It Looks Like

The mechanic who talks to you about parts you've never heard of. The consultant who packs three acronyms into every sentence. The group of coworkers laughing at a word only they know. Every tribe has its

language, and the language does two things at once: it recognizes who's inside, and it keeps out and intimidates who's outside.

Whoever wants to enter your trust knows it: speaking your language is the fastest way to seem like one of yours. And whoever wants to dominate you knows it just as well: speaking to you in a language you don't understand is the fastest way to make you feel small, and to make you nod rather than look ignorant.

How to Use It

1. Twenty words are enough to get in. Before meeting a tribe, learn its twenty key words: the trade terms, the names that matter, the abbreviations. You don't need the degree: you need to sound at home in the first five minutes, when it's decided whether you're "one of us" or a tourist.

2. Use it without explaining it. Jargon is worn naturally: whoever translates their own acronyms is declaring themselves a guest. Drop the acronym and move on, the way you do with family.

3. With outsiders, ration it, then hand over the key. In front of someone outside the tribe, an acronym followed by your free translation ("the CPC, that is, what you pay for every click") makes you the keeper of the temple who opens the door: authoritative and generous in the same gesture. Jargon explained well is authority that makes itself loved.

How to Spot It When It's Used on You

The signal is the shame of asking. If for ten minutes you've been nodding at words you don't understand so as not to look stupid, the language is dominating you. And beware of jargon used as fog: when the explanation of where your money ends up is a wall of acronyms, the wall is not expertise. It's a wall.

The Countermove

Ask for a translation of everything, without shame, with the formula that flips the roles: "Explain it to me the way you'd explain it to your kid." People who really know simplify gladly: real expertise loves to be understood. People who stiffen, take offense, or answer with more acronyms are telling you the jargon wasn't covering knowledge. It was

covering its absence, or their game.

◇

TECHNIQUE 7. MANUFACTURED LIKABILITY

Compliments, similarities, small favors: being liked is half of every yes.

What It Looks Like

The salesperson who, what a coincidence, roots for your team. The sales rep who laughs heartily at your jokes. The new contact who has "the exact same career path as you." We say yes far more willingly to people we like, and those who know it don't wait to be liked by chance: they work at it.

The textbook case is Joe Girard, for years in the Guinness Book of Records as the greatest car salesman in the world: over thirteen thousand cars sold. One of his tools was disarmingly simple: every month he mailed his customers a card. On it was written, in essence, one thing only: I like you. Thousands of cards, every month, for years. People bought their car from the one who made them feel liked.

How to Use It

1. Find the real similarity before the meeting. Hometown, sport, a career move, a problem you've both lived through. Today you can find out everything in ten minutes of research. Bring it up early and naturally: a similarity declared at the opening works for the whole meeting.

2. Specific compliment, never generic. "Great job" is worth nothing, everybody says it. "I read your analysis, nobody ever makes your third point" is worth gold: it proves real attention, and real attention is the compliment behind the compliment.

3. A small favor before the request. A contact passed along, a useful article, a tip. Small, free, unrequested. The recipient feels the pleasure and the debt together: a mixture that prepares the yes like nothing else.

How to Spot It When It's Used on You

The moment of truth is when you realize you're about to say yes to the person and not to the proposal. Reread the offer: would you sign it if someone unpleasant had presented it? And distrust perfect chemistry that comes too fast: real friendships take years, professional likability takes one coffee.

The Countermove

Separate the registers, physically: two columns on a sheet of paper. On the left, "I like them": everything about the person. On the right, "it's good for me": numbers, terms, alternatives. You only sign the right-hand column. By all means put the likability on record, but at the bottom: it's a data point about the seller, not about the product.

◇

TECHNIQUE 8. THE TAILOR-MADE STORY

A past stitched together with skill is worth more than a thousand proofs.

What It Looks Like

"I started in a garage." "I lost everything and was reborn." "I had your exact problem too, until…" The persona isn't built only with the uniform and the title: it's built with the past. And the past, unlike the present, isn't there to be seen: it's a narrative. Whoever tells it chooses what goes in, what stays out, and in what order.

Stories beat data for a reason researchers have measured: the mind inside a story travels, and while it travels it lowers its defenses. The psychologists Green and Brock called it narrative transportation: the more the story absorbs you, the fewer counterarguments you produce. A list of numbers finds you awake; a good story finds you at its mercy.

How to Use It

1. Three acts, always. Fall, turning point, rise. The biography that sells isn't a list of milestones: it's an arc. Your listener has to be able to root for you. Rewrite your introduction in this form: where you were when things were going badly, the moment that changed everything, where you are now.

2. The concrete detail that makes it true. An exact figure, an object, a date. Not "I had little money" but "I had $214 in my account." The detail that's verifiable in theory and never verified in practice is the story's stamp of authenticity: you remember Voigt's 4,002 marks; "a sum of money" you don't.

3. The moral must coincide with the offer. Every story teaches something, and that something must lead exactly to your proposal. If you sell a method, the story must prove that talent wasn't enough. The story is a rail: build it so that it ends at your station.

How to Spot It When It's Used on You

Are you trusting because the story is beautiful? Bad sign: beauty is a property of the editing, not of the facts. And distrust above all the perfectly coherent past, where every fall was preparing the rise: real lives have pieces that don't add up. When everything adds up, there was an editor.

The Countermove

Ask for the story's documents: dates, names, places, corroboration. Not to attack: out of curiosity, "and what year did that happen?" True stories have messy archives and withstand questions; constructed ones have a single, polished version, and at the second question they start to creak. And remember the iron rule: being moved is not proof. Did you get emotional? Good. Now ask for the numbers.

◇

TECHNIQUE 9. THE DISPLAYED FLAW

Show a calculated weakness to seem genuine.

What It Looks Like

"I'll be honest with you: on price, we're more expensive than the others." There you go: from this moment on, everything else they say will sound sincere. Admitting a flaw is the most profitable move in the repertoire, because in one stroke it buys the most expensive commodity on the market: credibility.

Science confirms it with a famous experiment: in 1966 the psychologist Elliot Aronson had people listen to recordings of a brilliant candidate. In one version, at the end, the candidate clumsily spilled coffee. Result: the one who spilled the coffee was liked MORE. The small fall makes the perfect persona human, and human inspires trust. Expert manipulators don't hide their flaws: they pick one and put it in the window.

How to Use It

1. A small, peripheral flaw, never a central one. Admit you're expensive if you sell quality: the flaw confirms the virtue. Never admit slowness if you sell speed: that's not a side-dish flaw, it's the main course. The rule: confess in the territory where the confession serves you.

2. Admit it before they discover it. Whoever accuses themselves chooses the charge, the moment, and the words. A flaw discovered by others is a scandal; the same flaw declared by you is proof of honesty. Always move first on the one flaw that would surface anyway.

3. Weld the flaw to the virtue. The queen of formulas: "we're expensive, AND THAT'S EXACTLY WHY..." A flaw admitted and justified stops being a cost and becomes the certificate of authenticity of the advantage.

How to Spot It When It's Used on You

When a display of sincerity wins you over, look at WHAT was confessed: if the admitted flaw is harmless, decorative, or even a virtue in disguise ("my flaw? I'm too much of a perfectionist"), you're not looking at an honest person. You're looking at Technique 9.

THE COUNTERMOVE

Thank them for their honesty and go dig exactly where the honesty did NOT take you. A spontaneous admission is a flashlight in a dark room: it lights one corner to leave the rest in the dark. The real flaw, the one that would cost you dearly, is never the one in the window. Ask: "And besides the price? Give me two other weak points." The second and third answers are worth more than the first.

◇

TECHNIQUE 10. THE PHANTOM TESTIMONIAL

"A client of mine...": the proof nobody can verify.

WHAT IT LOOKS LIKE

"A client of mine, a business owner in your area, had your exact problem." "A lady last week took three." "Many of our patients solved it this way." Enthusiastic witnesses, extraordinary results, and one detail in common: they have no name, no face, no phone number. They are phantoms, and that's why they work so well: they can't contradict anything.

The phantom testimonial completes the persona: after the uniform, the title, and the story, you need witnesses. And when real witnesses aren't there, or wouldn't say what's needed, they're conjured up.

HOW TO USE IT

1. The credible phantom is specific. "A client" convinces nobody; "a body-shop owner from two towns over, back in February" convinces, because specificity imitates truth. Industry, area, period, figure: four coordinates and the phantom takes on a body.

2. Similar to the person in front of you. The effective witness is always "someone like you": same trade, same problem, same size. Social proof works by resemblance: the client has to be able to see themselves in the story.

3. With a flaw inside. The perfect phantom smells fabricated. The real

one hesitates: "at first they were skeptical, actually at the first meeting they almost threw me out." The witness's initial resistance is Technique 9 applied to the proof: the flaw that makes it true.

How to Spot It When It's Used on You

Count the verifiable proofs. If every witness is anonymous, every case is "confidential," every result belongs to "a client I can't name," you're looking at a graveyard of phantoms. And notice the suspicious coincidence: the witness is always identical to you. What luck, out of so many clients, to cite your very twin.

The Countermove

Ask for ONE verifiable reference: a name with permission, a signed review, a number to call, a documented before and after. Just one. People who do good work have it and give it gladly; real confidentiality covers the details, not the existence of the people. If every single proof is a phantom, apply the phantom rule: where the witnesses don't exist, often the result doesn't exist either.

◇

LAW 1 IN BRIEF

The consistent persona is the key that opens the door of trust: the uniform (1), the title (2), the familiar presence (3), the mirror (4), the perfect detail (5), the right language (6), likability (7), the story (8), the flaw in the window (9), and the conjured witnesses (10). Ten pieces, one single purpose: to make you lower your guard BEFORE the game begins.

From today, when someone convinces you fast, you have a list of ten seams to check. And when it's you who has to walk into a difficult room, you know which piece to start with.

But the persona, on its own, moves nobody. Once inside, it has to flip a switch. That switch is called emotion, and when it's strong enough it shuts down the only thing that could still defend you: reason.

That is Law 2. And to understand it, we need to switch on a radio on the

evening of October 30, 1938.

LAW 2. THE HIJACK

Switch on an emotion strong enough and reason switches off.

THE NIGHT THE MARTIANS LANDED ON THE RADIO



Orson Welles facing reporters the day after the broadcast, October 1938. Source: Wikimedia Commons, public domain.

United States, Sunday, October 30, 1938, eight o'clock in the evening.

Dance music is coming out of the radio, an orchestra playing live from a New York hotel. Then the music stops: "Ladies and gentlemen, we interrupt our program to bring you a special bulletin." Astronomers have observed explosions on the surface of Mars. The music resumes. It stops again: a flaming object has crashed onto a farm in Grovers Mill, New Jersey. A reporter is on the scene. You hear the crowd, metal unscrewing, then the reporter screaming. Then come the grave voices of experts, the

military bulletins, the evacuation.

In thousands of American homes the same thing happens: fear comes out of the radio and takes command. Police switchboards jam. Some load the family into the car, some soak a towel to protect themselves from the gas, some start to pray. Many had landed on that frequency with the broadcast already underway, switching over from the most famous variety show in America: they had found an emergency in progress, with no sign at the entrance.

Because there was a sign. That evening the Mercury Theatre was airing an adaptation of H.G. Wells's *The War of the Worlds*, announced at the start of the broadcast: science fiction performed in the form of a news bulletin, directed by a 23-year-old named Orson Welles. There were no Martians. There was no invasion. There was a format.

And here is the point that makes this story the best lesson ever broadcast on the Law of the Hijack: **to check, all you had to do was turn the dial.** The other stations were running their normal Sunday evening programming. Verification cost a flick of the wrist and three seconds. But a brain in the grip of fear doesn't verify: it executes. Emotion had hijacked the driver's seat, and reason was tied up in the trunk.

The next day, the newspapers splashed the panic across their front pages: crowds in flight, an America terrorized by the radio. Historical research would later scale the story down: the panic was there, real, documented, but far less widespread than it was reported to be. The newspapers had their reasons to inflate it: radio was stealing their readers and their advertising, and painting it as a dangerous toy was good business. Keep this tail end in mind: someone rewriting the scale of an event to serve their own interests is a preview of Law 7.

Welles apologized to the reporters with the face of a man who hadn't meant to do it, and became a star. But the demonstration was on record: **the danger doesn't need to exist. The emotion only needs to be strong enough.** Once that is switched on, the most rational person in the world stops checking the other stations.

The ten techniques that follow are ten ways of starting that fire: fear, anger, guilt, pity, shame, urgency. Different fuels, same result: while the emotion burns, someone else is driving in your place.

TECHNIQUE 11. THE SUDDEN ALARM

First I scare you, then I guide you: in a panic, people obey.

What It Looks Like

"I have to tell you something you won't like." "We have a serious problem with your order." "Before you sign with anyone else, you absolutely need to know this." An alarm planted cold, at the start of the conversation, is almost never a piece of information: it's a switch.

The psychologist Daniel Goleman called it the emotional hijack, and neuroscience has described the circuit: the danger signal reaches the amygdala, the brain's alarm center, sooner and faster than it reaches the cortex, the part that reasons. For a few moments, in all of us, the alarm gives the orders and thought trails behind. Whoever alarms you on purpose is exploiting exactly that window: a brain in an emergency doesn't weigh options. It looks for an exit, and follows whoever points to one.

How to Use It

1. The alarm buys total attention. Want a distracted person to really listen to you? Open with the problem, not the solution: "before I tell you about the offer, I have to warn you about a risk." From that moment on, they won't look at their phone again.

2. Whoever raises the alarm chooses the exit. The deep rule of the technique: the first person to name the danger automatically becomes the guide. If you were the one who announced the fire, the emergency exit is the one you point to. Announce a real risk and immediately propose your route: they will follow.

3. Ration it, or you burn the persona. The alarm works once, maybe twice. The third false alarm turns you into the shepherd who cried wolf, and the Law 1 you built collapses. The alarm is a round in the chamber, not a machine gun.

How to Spot It When It's Used on You

Measure the distance between the alarm and the request. If "there's a serious problem" is followed within a minute by "but luckily you can still..." with a signature attached, the problem was there to serve the signature. An honest alarm informs you and leaves you time; a constructed one hands you its only exit right away.

The Countermove

No decisions while the alarm is ringing. The hijack window is short: the heartbeat comes down, the cortex takes the wheel back within minutes. So there is one rule: "If it's this urgent, it will survive ten minutes." Breathe, stand up, call back. A real danger survives the pause; a constructed danger, in those ten minutes, usually deflates on its own. And as with Welles's Martians: turn the dial, check another station. A single source in a state of alarm is not information, it's stage direction.

◇

TECHNIQUE 12. FEAR, THEN RELIEF

The danger that recedes leaves you docile and grateful.

What It Looks Like

The traffic cop pulls you over with a dark face, makes you sweat, then smiles: "just a warning this time." The boss calls a meeting "about something serious," then announces it's been resolved. The salesperson tells you the financing was denied, then calls back: "I managed to get it approved for you." Notice what you feel in those moments: gratitude, lightness, a desire to say yes.

The Polish psychologist Dariusz Dolinski studied the phenomenon with experiments that became famous: people who had just gone from a scare to sudden relief (like jaywalkers who hear a police whistle and discover there's no police officer) said yes to subsequent requests far more often than others. The explanation: when fear recedes all at once, the brain stays for a few minutes in a kind of void, relieved and disoriented at the same time. In that void, obeying costs less than thinking.

How to Use It

1. Lay out the real worst case, then open the door. In a negotiation: honestly show the scenario the other person genuinely risks, let them feel it, and only then present your way out. Whoever escapes a fear through your door stays grateful to you, and gratitude signs.

2. Be the one who brings the good news. If a threat hangs over the person you're dealing with regardless of you, arrange to be the one who announces the danger has passed or the solution has been found. The messenger of relief inherits the credit, even when the merit isn't theirs.

3. The short cycle is the most powerful. Fear and relief must be close together: yesterday's scare doesn't prepare today's yes. The mechanism lives in minutes, not days.

How to Spot It When It's Used on You

The sequence is as recognizable as a fingerprint: alarm, wait, release, request. If someone asks you for something right after lifting a weight off you, ask yourself who put that weight on you in the first place. Often you'll discover that the arsonist and the firefighter have the same face.

The Countermove

The most dangerous moment of your day is the minute after a scare has passed: in there, you're programmed to say yes. So treat it like a brief bout of drunkenness: no signatures, no promises, no concessions until the relief has turned into ordinary calm. "I'm glad it's been resolved. Let's talk about it tomorrow." Whoever built the cycle usually gives themselves away when faced with a delay: the relief they offer has a suspiciously short expiration date.

◇

TECHNIQUE 13. EMOTIONAL CONTAGION

Emotion isn't explained, it's transmitted: and you breathe it in.

What It Looks Like

You walk calmly into a tense room and ten minutes later you're tense too. An anxious colleague makes the whole office anxious. A fired-up speaker warms an audience that arrived lukewarm. Nobody has convinced you of anything: you breathed the emotion in as it was, without filtering it.

Psychologists call it emotional contagion: the automatic tendency to synchronize expressions, postures, and moods with the people around us. It works in person, it works on the phone, it even works in writing: an experiment run on hundreds of thousands of users of a social network showed that reducing the positive content in their feed made the posts the users themselves wrote more negative. Mood changes hands like a cold, and whoever knows it can decide which virus to put into circulation.

How to Use It

1. Be the thermostat, not the thermometer. The thermometer records the temperature of the room; the thermostat sets it. Walk in with the emotion you want to produce: calm stops panic, enthusiasm warms the lukewarm, gravity silences the distracted. The practical rule: in a room, the most stable and most intense emotion almost always wins. Make it yours.

2. The first minute sets the climate. Contagion starts immediately and then feeds on itself. Tone of voice, posture, rhythm of the first exchanges: you are setting the temperature at which everything else will take place.

3. In groups, hook the amplifiers. In every team there are two or three people who act as emotional loudspeakers. Infect them and the rest of the room falls into line on its own.

How to Spot It When It's Used on You

Ask yourself where what you're feeling is coming from. You walked in calm and now you're agitated: what happened, in terms of facts? If the answer is "nothing, but everyone in here is agitated," it's not your emotion. It's an infection, and decisions made with a fever are worth as much as the fever.

THE COUNTERMOVE

Two moves, in order. First: name out loud what's happening: "it feels like we're all getting caught up in the anxiety here." A named emotion loses half its power, because naming it switches the cortex back on. Second: break the field physically: five minutes outside the room, a phone call to someone outside and calm. Contagion needs contact: remove the contact and your internal thermostat takes back command.

◇

TECHNIQUE 14. BORROWED ANGER

You get angry on someone else's behalf and don't notice.

WHAT IT LOOKS LIKE

The rally speech that lists the culprits responsible for your struggles. The headline written specifically to outrage you. The salesperson who reminds you how badly "the last guys" ripped you off. Anger is the most widely used fuel in the emotions market for a precise reason: it's the emotion that spreads fastest. Researchers who analyzed millions of shares on social media have always come to the same result: outrage travels faster and farther than joy, sadness, or anything else.

And anger has a property that's precious to whoever cultivates it: while you're angry, you feel perfectly clear-headed. It's the perfect deception: the emotional hijack disguised as clarity.

HOW TO USE IT

1. Give the other person's struggle an enemy. Frustrated people look for a culprit, and they feel terrible until they find one. Offer them one: the rigged market, the unfair competition, the system, "those people." The moment they accept your enemy, they have also accepted you as an ally. It's the strongest weld there is: not likability, brotherhood in arms.

2. Anger moves, so channel it immediately. Outrage with no outlet dies down fast. The complete technique always gives, in the same sentence, the culprit AND the thing to do: sign, buy, join, reply. Anger plus

operating instructions: that's how you convert the fire into work.

3. Never become the target. Whoever handles other people's anger must keep it pointed away from themselves. One error of aim and the fuel you lit burns you.

How to Spot It When It's Used on You

The test is simple: how was your day before that headline, that speech, that message? If the anger arrived from outside, prepackaged, with the culprit already printed on it, it isn't yours. It was lent to you, and loans get repaid: with a click, a vote, a purchase, a signature.

The Countermove

One question, to be asked in cold blood: **who profits from my anger?** Follow the thread: who pointed me toward this enemy, and what are they about to ask me for now? If the answer exists, your outrage is somebody's product. This doesn't mean wrongs don't exist: it means real wrongs need to be looked at with a cool head, because borrowed anger always works for whoever lent it to you, never for you.

◇

TECHNIQUE 15. THE RARE CASE TOLD AS CERTAIN

One terrible story outweighs a thousand statistics.

What It Looks Like

"It happened to someone I know, and overnight." The evening news segment on the atrocious case. The alarm system ad that opens with the burglarized house. The human brain has a documented factory defect: faced with a vivid image, it stops asking how likely it is. Researchers call it probability neglect: if the scenario is frightening enough, one in a million and one in ten become the same thing.

The most studied example is tragic: after September 11, 2001, millions of Americans frightened of airplanes switched to the car for long trips. The psychologist Gerd Gigerenzer documented the result: in the following

months, road deaths rose noticeably. Fear of the rare, spectacular event had pushed people toward the statistically more lethal option. The image had beaten the numbers, and the numbers had taken their revenge.

How to Use It

1. To sell protection, tell ONE case. Don't say "3 percent suffer a burglary": tell the burglary, one, with the name of the neighborhood and the hour of the night. The single concrete case gets in where percentages bounce off. Whoever sells insurance, alarms, checkups, and safeguards lives off this technique.

2. Sensory detail creates certainty. "It could happen" moves nobody. "They came in through the bathroom window while they were sleeping" moves anybody, because the brain sees it, and what can be seen seems probable.

3. Proximity beats severity. A small but nearby case ("right here in the area, last month") weighs more than a distant catastrophe. Tailor the case to the person in front of you: same neighborhood, same age, same job.

How to Spot It When It's Used on You

Every time a decision seems obvious after ONE story, stop: you're deciding on an anecdote. The telltale question: if I hadn't heard that case, would this proposal seem urgent to me?

The Countermove

Ask for the denominator. It's the question no fear salesperson likes: "Out of how many?" One case out of how many clients, how many residents, how many years? The story lives without a denominator; the truth always has one. And before paying to protect yourself from a risk someone told you about, compare: how much does the protection cost, how likely is the harm, and which more probable, less spectacular risks are you ignoring in the meantime? The roads after September 11 were full of people fleeing the wrong risk.

TECHNIQUE 16. GUILT, SWITCHED ON

"After everything I've done for you": the debt that never gets paid off.

What It Looks Like

The sentence always arrives the moment you try to say no. "After everything I've done for you." "I was always there for you." "I never ask you for anything." It isn't an argument: it's the presentation of a bill. Only this bill has a feature built in on purpose: there's no amount written on it.

Guilt is the most efficient emotion in the repertoire, because it works on its own: once switched on, you don't even need to ask anymore. The guilty debtor anticipates, volunteers, apologizes for existing. And emotional debt, unlike real debt, is designed never to be payable in full: whatever you give back, the balance is decided by the creditor.

How to Use It

1. The ledger of favors, kept visible. Whoever uses this technique never does favors for free: they deposit them. And they recall them out loud, with dates and details, at the exact moment they need something. A favor recalled at the moment of the request isn't memory: it's leverage.

2. The bill with no amount. The perfect form of the request is the one that never quantifies: "after everything I...," "you know how much I...." As long as the amount doesn't exist, the debt can't be settled, and a debt that can't be settled is a leash for life.

3. The sigh in place of the question. The advanced stage asks for nothing: it sighs, it sacrifices itself conspicuously, "don't worry, I'll do it, like always." Guilt induced indirectly is the hardest to refuse, because there's no request to refuse.

How to Spot It When It's Used on You

The signal is physical: you feel indebted but couldn't say how much, or for what exactly. And you notice the bill is presented always and only

when you're about to say no. Real generosity doesn't keep a ledger; if the ledger exists, those weren't gifts. They were investments.

The Countermove

Put the amount on the bill. Calmly, out loud: "What exactly are you asking me for, and in exchange for what?" Emotional debt lives in vagueness: forced to become a figure, it always shrinks, and often evaporates. Then separate the levels, with the sentence that closes the game: "I'm grateful for what you've done. And on this request, the answer is no." Gratitude is owed; obedience isn't. People who care about you know the difference; people who keep you in guilt deny it.

◇

TECHNIQUE 17. PITY AS LEVERAGE

Make yourself small to command: whoever pities doesn't judge.

What It Looks Like

"I can't do this, you have to help me." "With everything I'm going through, you too now?" "Sorry, I'm a mess." The self-declared victim gets two things in one stroke: your defenses drop, because nobody raises their guard against someone wounded, and your no's become cruelty, because refusing a strong person is firmness, refusing a weak one is meanness.

The psychologist Martha Stout, after decades of clinical work, pointed to exactly this as the most reliable sign of serial manipulation: the constant appeal for compassion from someone who, in fact, is hurting you. The pity play, she calls it. The wounded one who commands from the sickbed is one of the most powerful figures in the human repertoire.

How to Use It

1. Declared weakness disarms. Opening with "I'm not good at this stuff" takes away the other person's urge to compete and places the responsibility of helping you on their shoulders. In a negotiation, the small one asking for a hand often gets more than the strong one making

demands: it's hard to negotiate hard against someone who has already surrendered.

2. Displayed effort is worth a favor. Mentioning your own sacrifice before the request ("I stayed up all night preparing this") turns evaluation into gratitude: the other person no longer judges the work, they repay the effort.

3. Always show the cost. People who get things without showing effort generate envy; people who get them while showing what it costs them generate alliance. Tiredness, worn well, is a uniform.

How to Spot It When It's Used on You

Take stock of the roles: who is getting what? If the "fragile" person in the situation, in the end, always decides, always chooses, and always gets their way, the fragility is a throne. The truly wounded want to heal; the strategically wounded want to stay wounded, because the wound is the source of the power.

The Countermove

Separate compassion from concession. They're two different channels: you can be warm with the person and cold with the request. "I'm really sorry about what you're going through. And the answer is still no." Neither sentence weakens the other. And for fake incompetence there's an infallible remedy: teach instead of replacing. "Come on, let's do it together so you learn." The truly incapable say thank you; the strategic ones, faced with the lesson, are cured on the spot.

◇

TECHNIQUE 18. THE VEILED THREAT

I'm not threatening you: "it would be a shame if something happened."

What It Looks Like

"It would be a shame if this partnership ended badly." "I can't guarantee what happens next." "I hope word doesn't get around." Nothing explicit, ever. The veiled threat is built to live in ambiguity: clear enough to frighten you, vague enough to be deniable. If you react, the answer is ready: "what did you think I meant, I never threatened you."

It's the emotional hijack in slow motion: not a fire, but a dripping faucet of fear. And the bill is paid by your own head, which finishes the job on its own: the unspoken threat is the most efficient, because you write the worst-case scenario yourself, tailored to your own fears.

How to Use It

The clean version of this technique exists, and it's the pillar of every serious negotiation: **show the cost of no without aggression.**

1. Real consequences, stated as facts. "In September the price list changes." "If we don't close by Friday, the spot goes to the next name on the list." If they're true, they aren't threats: they're information, and withholding them would be a gift you owe nobody. The strength is in the tone: neutral, like a weather report. The weather doesn't threaten you when it announces rain.

2. Plan B, visible but not flaunted. Whoever negotiates knowing they have an alternative negotiates better, and there's no need to declare it: just don't be in a hurry. The calm of someone who can get up from the table IS the message.

3. Never the veil. Here the technique draws a hard line: the true veiled threat, the one with the ambiguity built in, is an IOU. Sooner or later the other person recognizes it, and from that moment you're an enemy, forever. Consequences are stated openly or they're not handled at all.

How to Spot It When It's Used on You

The grammatical marker is the sinister conditional: "it would be a shame," "it could happen," "I wouldn't want to see." And the emotional marker is yours: you leave the conversation with a precise fear that nobody ever pronounced. If the scenario you fear was built by you at their suggestion, the technique has done its work.

The Countermove

Veiled threats die in the light. There is only one countermove, and it's done in a flat voice with a steady gaze: **make it explicit.** "Are you telling me that if I don't sign, you'll do X? I'd like to understand this clearly." Now the manipulator has two roads, both uphill: confirm, and then the threat is naked, declared, and often indefensible; or deny, "no, of course not," and the threat has just been defused in front of witnesses. In both cases, the veil was the power. You've torn it off.

◇

TECHNIQUE 19. SHAME AS A SWITCH

The comparison that humiliates in front of others shuts down every defense.

What It Looks Like

"All your colleagues have already turned theirs in." "At your age my father already owned a house." "Look at your sister." The humiliating comparison works with an audience, real or evoked: shame is a social emotion, it needs spectators to ignite. And when it ignites, it produces the most useful effect of all for whoever wields it: immediate surrender. People who feel ashamed don't argue the content: they just want it to end.

Unlike guilt, which says "you did something wrong," shame says "you ARE wrong." It's an attack on identity, not on behavior, and that's why it paralyzes instead of correcting.

How to Use It

1. The group standard, shown without comment. The professional, measured version of this technique is comparison with the norm: "80 percent of clients have already activated the service at this point," "you're the only department that hasn't sent in the data yet." No insult, no judgment: just the other person's position relative to the herd, left to do its own work. Social lag is low-intensity shame, and it moves people.

2. The audience multiplies. The same remark, made in private or in

a meeting, is two different techniques. Whoever chooses to make it in front of others has chosen the weapon, not the information.

3. The limit is sharp. Below the threshold, comparison with the standard is legitimate pressure: the world works this way too. Above the threshold, the comparison that attacks identity generates the one thing it always generates: delayed hatred. Whoever humiliates collects today and pays for years.

How to Spot It When It's Used on You

The signal is the urge to disappear rather than to respond. When after a sentence you no longer think about the problem but only about how you looked, the switch has been flipped. And always ask yourself: why is this remark reaching me in front of an audience? Real feedback travels in private. Public feedback is almost always theater, and you're the stage.

The Countermove

Respond to the content, never to the comparison, and move everything onto facts: "I'm happy to talk about the delay: here's where I am and when I'll deliver." Shame lives on the plane of identity; bringing everything back to the plane of facts leaves it without oxygen. And for personal comparisons, the closing line: "Interesting comparison. But I'm playing a different game." Said without anger, once. The audience, which the manipulator thought was their ally, usually switches to your side at that exact moment.

◇

TECHNIQUE 20. THE PACKAGED EMERGENCY

"You have to decide NOW": the hurry almost always belongs to the seller.

What It Looks Like

"The offer expires tonight." "I have another interested couple coming by at six." "This price is for today only." The countdown timer on the website. Hurry is the industrial version of the emotional hijack: you

don't even need a big emotion, you just need to remove time. Because reason, in order to work, needs exactly that: time to compare, to ask, to sleep on it. Urgency doesn't convince you: it physically prevents you from thinking.

And notice the geometry of the scene: the deadline is always yours, never theirs. Strange, for such a good deal.

How to Use It

1. Real deadlines, declared early and kept. Honest urgency exists and it's healthy: spots really do run out, price lists really do change, calendars really do fill up. Declare it in advance, explain the reason ("the price goes up because the supplier's price goes up"), and above all: keep it. A deadline that later moves is a confession.

2. Scarcity you can't invent, show it. If you really have three spots, say so and let them be seen. Real limited availability is the legitimate engine of this technique: informing people of a limit isn't manipulating, it's selling.

3. Never cry wolf. The countdown that hits zero and starts over, the last chance that comes back every week: they work once and then brand you forever. Fake urgency is the technique with the longest memory: the customer who catches it never believes you again, about anything.

How to Spot It When It's Used on You

One test, infallible: **try asking for time.** "Interesting. I'll sleep on it and let you know tomorrow morning." Watch the reaction. The seller of a real deal gives you the time, because the deal survives the night. The seller of a packaged emergency gets agitated, ups the ante, suddenly finds "one last bit of room": their hurry grows the more you slow down. That hurry is the X-ray of the deal.

The Countermove

The overnight rule: if it's a good deal today, it's a good deal tomorrow morning. The very rare times this isn't true, the cost of that lost opportunity is still lower than the sum of all the mistakes hurry would have made you sign in a lifetime. And remember your rights as a consumer:

in most countries the law gives you a cooling-off period on purchases made at a distance or away from a store, three days under the US Federal Trade Commission rule, fourteen days across the European Union. Whoever pushes you to decide in ten minutes something the law itself lets you reconsider for days is telling you, without meaning to, which side your interest is on.

◇

LAW 2 IN BRIEF

The persona (Law 1) opens the door; emotion walks in and cuts the power. Sudden fear (11), fear that recedes (12), moods breathed in (13), borrowed anger (14), the atrocious case (15), guilt (16), pity (17), the whispered threat (18), shame (19), hurry (20): ten fuels for the same fire. And the rule for defending yourself is always the same, learned the night of the Martians: **as long as the emotion is burning, sign nothing. Turn the dial, check another station, let ten minutes pass.** Real danger survives verification. Constructed danger doesn't.

But there's a deeper level. So far, emotion has worked on dangers and urgencies placed in front of you. The true master doesn't make you afraid of something: they convince you the problem is INSIDE you. A flaw you didn't know you had, and which, what a coincidence, they know how to cure.

That is Law 3. And it was born at an American pharmaceutical company in the 1920s, along with a word invented in a boardroom to ruin your life: halitosis.

LAW 3. MANUFACTURED FEAR

The problem doesn't need to exist. You only need to believe you have it.

THE DISEASE INVENTED IN A BOARDROOM



A Listerine advertisement from 1925, from the years of the halitosis campaign. Source: Wikimedia Commons, public domain.

United States, early 1920s.

Listerine has already existed for half a century, and almost nobody buys it. It's a disinfectant born for operating rooms, used over the years for everything and nothing: washing floors, disinfecting wounds, treating whatever ails you. An honest product in search of a market.

Then young Gerard Lambert, son of the company's founder, makes the

discovery that will change advertising forever. And it isn't a chemical discovery: the formula stays identical. It's a discovery about you.

A word with a clinical, learned, Latinate sound appears in the company's copy: **halitosis**. Bad breath had existed as long as humans had, obviously: it was a nuisance, a joke, a fact of life. But "halitosis," no: halitosis sounds like a diagnosis. A medical condition. A disease. And Lambert promotes it to exactly that: a hidden social pathology that you suffer from without knowing it.

Because here lies the stroke of genius, and it's worth a close look: **breath is the one flaw you cannot check on your own.** You can't smell yourself. And the campaign says so openly: even your friends will never tell you, it's too embarrassing. The problem is invisible to you, known to everyone else, and nobody will mention it. A perfect nightmare, unverifiable and undeniable.

Then comes the 1924 advertisement, one of the most studied in history. A girl named Edna, pretty, of marrying age. The headline is a blade: **"Often a bridesmaid but never a bride."** Edna watches her friends get married one after another, and for her, nothing. The reason, says the copy, is the one nobody has the courage to tell her: her breath. Her love life is dying of a disease she doesn't know she has.

And the cure, what a coincidence, is for sale. Thirty seconds of rinsing a day.

The campaign's numbers are on record: Listerine's revenue went from about $115,000 in 1922 to over $8 million in 1929. Seventy times over, in seven years, without changing a comma of the product. They hadn't invented a better mouthwash. **They had invented the disease.**

From that day on, Lambert's formula has been the backbone of entire industries: take a normal fact of life, give it a clinical name, make it invisible to its owner and visible to everyone else, add that nobody will tell you. Then sell the cure. "Impure" skin, "damaged" hair, the car "that disqualifies you," the website "that's costing you clients": every time you discover a problem you didn't have ten minutes earlier, look for the boardroom where they christened it.

The ten techniques that follow are the tools of the trade of that boardroom. Whoever knows them sees the problem being born BEFORE buying the cure. And when they have something real to sell, they will also

know why real problems, told well, never need to be invented.

◇

TECHNIQUE 21. THE REVEALED FLAW

"It shows, you know": the complex is born the moment they tell you.

What It Looks Like

The esthetician who greets you with "I see we've got some tired under-eye circles." The consultant who scrolls through your website and murmurs "hm, you can tell it's a few years old." The caring friend: "I'm only telling you because I care: that jacket ages you." Until a minute ago you were fine. The flaw wasn't discovered: it was installed.

It's the Listerine mechanism in pocket format. The revealed flaw works because it arrives from outside with the authority of a mirror: you can't see yourself the way others see you, so whoever says "it shows" is speaking from a position you can't check. And the doubt, once planted, works on its own: from today on, you will always see that thing.

How to Use It

1. Reveal only flaws your solution cures. The revealed flaw is an investment, not an observation: you sow where you'll be able to reap. Whoever teaches it to you as "professional candor" is teaching you the sowing.

2. Concern is the disguise. The complete formula always sounds like a favor: "not everyone would tell you this," "I'm telling you because I care." An attack disguised as courtesy can't even be rejected: you'd be rejecting a gift.

3. What's invisible to its owner is the perfect flaw. Breath, posture, "how you come across," the tone of your emails: everything you can't verify on your own is ideal territory, because denial is impossible by definition.

How to Spot It When It's Used on You

Two checks. First: how long have you "suffered" from this problem? If it's been five minutes, the problem is the sentence, not the flaw. Second: does the person who revealed it gain something from your doubt? A cure for sale, a quote, or even just power over you?

The Countermove

Take the flaw to three people who sell nothing and have nothing to gain from your doubt. Real flaws exist, and disinterested people confirm them without beating around the bush. If the three look at you puzzled, you have your answer: the flaw lived only in the sentence of whoever gave it to you. And to that seller, whatever they sell, don't go back.

◇

TECHNIQUE 22. THE FREE DIAGNOSIS

The unrequested exam always finds something wrong.

What It Looks Like

The complimentary checkup. The free furnace inspection. The posture analysis thrown in with your first gym visit. The website review "with no obligation." All generosity? Notice one structural detail: the diagnosis is free because it isn't the product. It's the advertising. Whoever diagnoses lives off the cures, and a report that said "everything's fine" would be an investment gone to waste.

You don't even need bad faith: the incentive is enough. Whoever searches for something hard enough finds something: a "suboptimal" consumption level, a value "at the limit," a detail "to keep an eye on." No machine, no body, and no website is perfect: the free diagnosis is a trawl net in a sea where there are always fish.

How to Use It

1. The gift diagnosis opens any door. "I'll take a look for free" is the most disarming offer there is: refusing it seems stupid. For anyone sell-

ing services, it's the perfect first date.

2. Always find something real. The professional version of this technique never invents: it finds real problems, documentable, showable. Authority is built on verification, and a single invented problem that gets discovered burns the whole persona.

3. Rank the report. One urgent problem, one to schedule, one to monitor: a well-made diagnosis doesn't sell a cure, it opens a path. Three levels, three future sales.

How to Spot It When It's Used on You

The telltale sign is the quote attached to the report. If the person who examined you for free is the same one selling you the repair, the conflict of interest isn't a suspicion: it's the business model. Notice also the frequency of miracles in reverse: how many times in your life has a free inspection concluded "everything's perfect, you don't need a thing"?

The Countermove

Separate whoever diagnoses from whoever cures: it's the appraiser's rule. Have the inspection done, or redone, by someone who does NOT sell the repair: an independent technician paid only for the inspection, a professional with no products on their price list. And when you ask for a second opinion, ask blind: don't say what the first one found. Independent diagnoses that match are a truth; a single diagnosis with the invoice ready is a commercial hypothesis.

◇

TECHNIQUE 23. THE DEADLINE ON THE PROBLEM

The flaw "gets worse if you wait": time becomes an enemy.

What It Looks Like

"Right now it's a small cavity, in six months we'll be talking about a root canal." "The leak is minimal for now, but these joints can give way any moment." "The market doesn't wait: every month that passes, your

competitors pull further ahead." Technique 20 put the deadline on the offer; this one puts it directly on the problem. It isn't the price that's expiring: it's you.

It's a deeper move than commercial hurry, because it shifts the pressure inside your body, your house, your company. Against an expiring offer you can always shrug; against a problem that "grows while you sleep," you can't. And the manipulable part isn't the existence of the deterioration, which is often real: it's the speed, which almost nobody documents.

How to Use It

1. Show the curve, with real data. "Here's what it was a year ago, here's what it is today": the documented progression is the honest and enormously powerful lever of this technique. Whoever shows the slope doesn't need to shout.

2. Put a price on postponement. "Waiting is possible: it costs roughly this much": the figure for the delay, written next to the figure for the fix, turns "I'll think about it" from a refuge into an expensive choice. Waiting stops being free.

3. Sell the stopgap, not just the cure. "Let's stop the problem today, and think about the complete repair calmly": the small, immediate intervention lowers the threshold of the yes and keeps the client with you.

How to Spot It When It's Used on You

The question almost nobody asks: **how fast is it getting worse, and how do we know?** If the answer is vague ("well, it depends, better not to risk it"), the deadline is a hypothesis dressed as urgency. Notice also the category jump: "sooner or later" turned into "tomorrow" with no intermediate steps.

The Countermove

Ask for the documented speed and the measurable signs: what should I watch, and how often, to know whether it's really getting worse? A serious professional gives you these gladly, because monitoring is medicine, not flight. Then, for the big decisions, get a second opinion on the stage

of the problem alone, without describing the first diagnosis. And keep the general rule in mind: real emergencies have protocols and emergency rooms. Commercial ones have discounts.

◇

TECHNIQUE 24. THE ONLY SOLUTION

The problem is new, but what a coincidence, only they have the cure.

What It Looks Like

"We're the only ones with this technology." "Either you treat it with our method, or you keep the problem." "Look, there are no alternatives." Curious coincidence: you discovered the disease from them, and only they sell the medicine. Listerine taught this too: the name "halitosis" lived in the ads of a single product. Proprietary disease, proprietary cure.

The logical form under the trick is the false dilemma: the world reduced to only two options, their cure or disaster, when the real options are almost always three, four, ten. The stark fork in the road is a sawmill: it exists to cut off every path that doesn't run through their cash register.

How to Use It

1. Be unique on the how, never on the existence. "We're the only ones" is almost always false and falls apart with one search. "We're the only ones who do it this way, and now let me explain the difference" is a defensible position that survives comparisons.

2. Present the alternatives yourself. A master's move: name the competitors first, with their real strengths and their real limits. Whoever sets the table for the comparison chooses its criteria, and whoever admits others' strengths buys the credibility to demolish their limits. A client who hears the comparison from you no longer goes looking for it elsewhere.

3. The bundle that binds. Making it inconvenient to buy the pieces from different suppliers ("support only covers the complete system") turns uniqueness into architecture: you're not the only one in the world, but you become the only sensible one.

How to Spot It When It's Used on You

Every time a choice comes to you as a stark fork, either A or disaster, stop: real forks are as rare as Martians. And "the only one" without a technical explanation of why is an advertising adjective, not a fact.

The Countermove

Systematically look for the third option, because it almost always exists: wait and monitor, the partial solution, the competitor, do it yourself, do nothing. Force yourself to write down at least three before deciding. And ask the seller the question that lights up the entire market: "What do people who don't buy from you do?" If they answer "they're ruined," you're talking to Technique 24. If they answer with an honest overview, maybe you've found a real supplier.

◇

TECHNIQUE 25. THE POISONED COMPARISON

"Others your age...": the comparison that manufactures inadequacy.

What It Looks Like

"All your competitors have already adapted." "At your age, my clients usually already have a position." And the industrial version, which doesn't even need words: the social media feed, an endless parade of lives better than yours. Edna in the Listerine ad worked this way: her friends get married, she doesn't. The flaw wasn't declared: it was made to emerge from a comparison.

The poisoned comparison is manufactured fear in relative form: not "you have a problem," but "you're behind." You don't need to be doing badly: it's enough to show you someone doing better, and the distance will do the rest. It's the cheapest of all flaws to install, because the raw material, other people's lives, is free and infinite.

How to Use It

1. You choose the benchmark. Whoever controls the comparison controls the conclusion. The same company is "behind" compared to the industry leader and "ahead" compared to the average: both comparisons are true, and the choice of which one to show is the entire technique.

2. The nearby peer bites harder than the distant champion. Nobody feels inadequate next to a billionaire; everybody does next to the colleague, the cousin, the shop on the same street. "Someone like you, right here in the area, just took this step": the poison is the proximity.

3. Show the gap with numbers, without judgment. "They're here, you're here": the chart speaks for itself, and since it isn't an insult it doesn't trigger defenses. The gap presented as a geographical fact, not as a fault, is the professional version of the technique.

How to Spot It When It's Used on You

The clock test: did you feel fine until a minute ago? Then the inadequacy arrived with the comparison, not with reality. And check the tail of the sentence: the poisoned comparison always travels with a product to close the gap. Whoever shows you the rankings usually sells the points.

The Countermove

First: make the comparison vertical. The only comparison that produces anything is with yourself from yesterday: everything else is a ranking, and rankings enrich whoever prints them. Second: ask the gap for its real bill: "does being behind on this cost me something concrete, or only something perceived?" There are lags that cost revenue and need closing, and lags that exist only in the brochure of whoever sells the remedy. Third, for the daily poison: remember that the feed is a showcase of best moments, not an average. Comparing yourself to that is comparing your backstage to their stage.

TECHNIQUE 26. LEVERAGE ON HIDDEN PAIN

Find the wound that's already there and widen it just enough.

What It Looks Like

The previous techniques installed new problems. Not this one: this one digs in search of a pain you already have, and perhaps have never brought into focus. The tool is questions. "And this situation, what effect is it having on everything else?" "And what does your partner say about your hours?" "And if the big client left, what would happen?" Question after question, the diffuse discomfort you carried around becomes a precise wound, open, with a name. And whoever made you name it, what a coincidence, has the bandage in their bag.

It's the queen technique of professional selling, taught in a thousand variants: the pain must not be told to the client, it must be made to be SAID by the client. What you declare is an opinion; what they confess is a truth.

How to Use It

1. Layered questions. First the situation ("how do you handle this part today?"), then the problem ("and what isn't working?"), then the consequence ("and what is this costing you?"). Each layer goes one level down: from routine to annoyance, from annoyance to damage, from damage to fear.

2. Have them quantify the cost. "How much is this situation costing you per month?" The figure spoken by their mouth is worth ten times yours: it's a confession, and confessions aren't argued.

3. Silence after the confession. When the pain has been named and quantified, stay quiet for a few seconds. Leave it open. The solution presented in that silence lands on ground that has plowed itself.

How to Spot It When It's Used on You

The signal is the path of the conversation: you came in for information and find yourself talking about your fears. Their questions don't collect

technical data: they circle around where it hurts, and keep coming back. And the ending is always the same: you're worse off than when you came in, and there's a quote on the table.

The Countermove

Distinguish the two jobs questions do: gathering information and digging up emotions. Answer the first with data; when you feel the question wants you to relive the pain ("and how did you feel when..."), answer the fact and not the emotion: "it was a problem, we handled it." Your pain is your material: whoever handles it for a living isn't a confidant, they're a professional at work. Which doesn't make their product wrong: it makes you freer to evaluate it with a cool head, for what it's worth on the real wound, not on the widened one.

◇

TECHNIQUE 27. THE INVISIBLE ENEMY

The fear you can't see, you can't disprove either.

What It Looks Like

The germs "lurking" everywhere. The toxins you need to purge. The radiation, the dust mites, the additives, the "hidden poisons in your pantry." And outside of marketing, the version used by manipulators of people: the dangerous outside world of cults ("out there, only wolves are waiting for you"), the nameless "people are saying," the diffuse threat that can't be brought into focus.

The invisible enemy is the evil twin of halitosis: if the invisible flaw was inside you, here the invisible danger is around you. The structure is identical: you can't verify it on your own, so you can't disprove it, so you depend on whoever "sees it" for you. Every fear that requires a specialist just to be perceived is a franchised fear.

How to Use It

1. Make the invisible visible, in a demo. The lamp that reveals the stains on the mattress, the swab that shows "what was on your door

handles," the chart of hidden presences. Whoever shows the enemy automatically becomes its keeper: the demo is an investiture.

2. Sell the detector along with the cure. The category's double hit: first the instrument that measures the danger, then the product that eliminates it, then the instrument again to certify the elimination. The cycle closes at the register twice.

3. Update the enemy. The invisible ages: yesterday's fear becomes normal, and a new monster is needed. Industries built on this technique have a department dedicated to renewing the enemy.

How to Spot It When It's Used on You

Simple: have you ever seen with your own eyes the danger you fear, or have you always and only heard it described by whoever sells the protection? And the historical question, to ask yourself once in your life: who taught me this fear, and when? Fears have an installation date, like software.

The Countermove

Ask for the mechanism and the dose: "In what way exactly does this thing harm me? And in what quantity?" It's the toxicologist's criterion: everything is poison depending on the dose, and manufactured fears collapse precisely there, because they live on presence ("there are germs!") and die on quantity ("how many? and how many does it take to hurt me?"). Then look for the numbers from a third-party, public body that sells nothing: real dangers have institutional statistics, invented ones have only the seller's brochures. If the only source of the danger is whoever lives off the cure, you've found the boardroom.

◇

TECHNIQUE 28. THE ORPHAN STATISTIC

"90% of people...": real number, context gone.

What It Looks Like

"Doubles the risk." "87% of customers recommend it." "A study shows that..." The number on its own, with no denominator, no comparison, no source: an orphan. And orphans, as we know, get adopted by whoever needs them. Darrell Huff's classic, *How to Lie with Statistics*, explained it back in the 1950s: you don't need false numbers to deceive. Real numbers are enough, well chosen and stripped of context.

The basic trick even has a name straight out of a saloon: the Texas sharpshooter, who first fires at the barn door and THEN draws the target around the bullet holes. First you collect all the data, then you show only the window in which the data says the right thing.

How to Use It

1. Relative for drama, absolute for calm. "The risk doubles" (from 1 to 2 in a hundred thousand) and "it affects two people in a hundred thousand" are the exact same reality: the first version sells fear, the second sells peace of mind. Whoever chooses the frame chooses the conclusion, with the same numbers.

2. Choose the window that proves you right. Growth "of 40% compared to last year": and compared to three years ago? The time window is the chronological version of the target drawn afterward: there's almost always ONE interval where the data smiles at you.

3. The precise number hypnotizes. "87%" beats "almost everyone," and "4,002 marks" beats "a nice haul": precision imitates science. You've already seen Voigt do it, and Technique 8: the exact detail is the stamp of truth, even when the context has vanished.

How to Spot It When It's Used on You

A number is an orphan if it can't answer three questions: out of how many? compared to what? measured by whom? And there's a subtler signal: when the number is the ONLY argument. People with solid data line it up with context and source; people with just one good number repeat it like a slogan.

THE COUNTERMOVE

The three adoption questions, always in this order: "Out of how many?" (the denominator), "Compared to what?" (the comparison), "Who measured it?" (the source, and who paid for it). And for risks and benefits, demand the absolute number: not "it doubles," but "from how much to how much." Thirty seconds of questions dismantle 90% of brochure statistics. That's an invented percentage too, of course: did you catch it?

◇

TECHNIQUE 29. THE FAKE EXPERT WHO CONFIRMS

The white coat exists to prove your fear right.

WHAT IT LOOKS LIKE

"Our expert recommends." The white coat in a commercial, worn by an actor. The "doctor" in the brochures who always confirms, by pure coincidence, the product of the company paying them. And the subtler variant: the real title in the wrong field, the luminary from another field weighing in on diets, finances, or technologies they know no more about than you do.

This technique welds Law 1 to Law 3: the authoritative persona (Technique 2) placed in the service of manufactured fear. Because fear, on its own, sometimes wavers: it needs a voice with a diploma to certify it. Halitosis had the sound of a diagnosis; the fake expert is the face that signs the diagnosis.

HOW TO USE IT

1. Have a third-party voice confirm the thesis. The same promise, said by you, is advertising; reported by "an expert," it becomes a fact. In the version that plays by the rules, the expert is real and says true things: the selection still does the work, because out of ten opinions you quote the right one.

2. Free technical detail builds the expert. Explaining how the problem works, with precise terms and drawings ("let me show you what hap-

pens inside the joint"), gives away perceived competence: whoever can explain the failure, people think, will know how to fix it. Technique 6 worked on the tribe's language; here technical language works on the outsider.

3. Separate the roles: one frightens, the other sells. The classic pair: the "neutral" technician who diagnoses and the salesperson who proposes. The fear comes from someone who seems to be selling nothing, and that's why it takes root.

How to Spot It When It's Used on You

Three checks in a row: who pays the expert? What are they an expert in EXACTLY (is the title in the right field)? And above all: have you ever, once in your life, heard them conclude that there's no need to buy anything? The real expert sometimes sends you home empty-handed. The stage expert always confirms.

The Countermove

Look for the expert who doesn't profit from the answer: they're the only one whose opinion contains information. The professional paid only for the consultation, the public agency, the technician from a different network. And faced with any "expert recommends," ask the trade question: "Recommends compared to what? What else did they examine before recommending this?" Real competence lives on comparisons; the stage kind knows only one product in the world, by a coincidence you can now read.

◇

TECHNIQUE 30. THE NEED FOR PROTECTION

First the dangerous world, then the umbrella for a fee.

What It Looks Like

The extended warranty offered at the register, right after the story of how much repairs cost. The security package offered along with the bulletin on burglaries in the area. The "total protection" subscription

sold by whoever just listed the threats for you. It's the technique that closes the circle of Law 3, because all the previous ones were preparing this cash register: the revealed flaw, the diagnosis, the deadline, the invisible enemy, the confirming expert. Act one: the world is frightening. Act two: the umbrella, in installments.

There is only one structure to recognize, and it's ancient: **whoever sells you the protection is the same one who taught you the fear.** When the two roles coincide, the protection isn't a service: it's the second half of the technique.

How to Use It

1. Protect against real risks, with the numbers in hand. Selling protection is a noble trade when the risk exists: you show the statistic from a third-party body, apply it to the client's case, let them decide. The difference between insuring and frightening lies entirely in the source of the numbers.

2. Make the day of disaster tangible. The story of ONE concrete claim (Technique 15: the single case beats the statistic) does more than any table: whoever has seen themselves in the scene buys the umbrella.

3. The cost in drops versus the whole damage. "A coffee a day" versus "the house": the disproportion between the tiny installment and the total catastrophe is the emotional math of the entire category.

How to Spot It When It's Used on You

The internal signal: you're buying so you no longer have to THINK about the fear. Protection as a tranquilizer, not as a calculation. And the external signal: you couldn't say how likely the risk you're covering is, because nobody told you in numbers, only in scenes.

The Countermove

Do the risk math on a sheet of paper, in three columns: how likely it is (a number from a third-party body, not the seller), how much the damage would cost, how much the protection costs over the years. Then apply the rule of assets: you insure the losses you couldn't bear (the house, liability toward others, major health), not the ones that would barely

change your life (the phone, the small appliance), because on the sum of small fears the umbrella always costs more than the rain. And the final rule of Law 3, the one to remember forever: **never buy the umbrella from whoever brought the cloud.**

◇

LAW 3 IN BRIEF

Law 3 manufactures the need: it reveals a flaw to you (21), certifies it with a diagnosis (22), puts a deadline on it (23), shows you the only cure (24), measures you against others (25), digs into the pain you already had (26), populates the world with invisible enemies (27), stamps everything with orphan numbers (28) and voices in white coats (29), and in the end sells you the umbrella (30). There is only one defensive question, and it's worth a fortune: **did I have this problem yesterday too, or was it born today, in this conversation?** Real problems have a history. Invented ones have a seller.

So far, though, everything has happened fast: a sentence, an ad, a meeting. The next level is in no hurry. It doesn't ask you for anything big: it asks you for something tiny, today. And another, tomorrow.

That is Law 4. To understand it, we walk into a laboratory at Yale, in 1961, where a man in a gray lab coat asks perfectly ordinary people to press a switch. Fifteen volts at a time.

LAW 4. SMALL STEPS

Nobody accepts the unacceptable. Everybody accepts 15 more volts.

THE DIAL THAT WENT UP FIFTEEN VOLTS AT A TIME

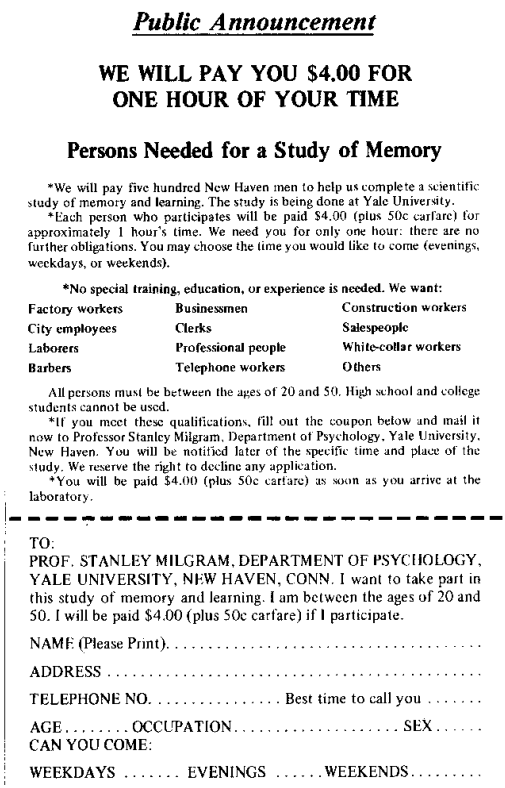

Public Announcement

WE WILL PAY YOU $4.00 FOR ONE HOUR OF YOUR TIME

Persons Needed for a Study of Memory

*We will pay five hundred New Haven men to help us complete a scientific study of memory and learning. The study is being done at Yale University.

*Each person who participates will be paid $4.00 (plus 50c carfare) for approximately 1 hour's time. We need you for only one hour: there are no further obligations. You may choose the time you would like to come (evenings, weekdays, or weekends).

*No special training, education, or experience is needed. We want:

Factory workers	Businessmen	Construction workers
City employees	Clerks	Salespeople
Laborers	Professional people	White-collar workers
Barbers	Telephone workers	Others

All persons must be between the ages of 20 and 50. High school and college students cannot be used.

*If you meet these qualifications, fill out the coupon below and mail it now to Professor Stanley Milgram, Department of Psychology, Yale University, New Haven. You will be notified later of the specific time and place of the study. We reserve the right to decline any application.

*You will be paid $4.00 (plus 50c carfare) as soon as you arrive at the laboratory.

TO:
PROF. STANLEY MILGRAM, DEPARTMENT OF PSYCHOLOGY, YALE UNIVERSITY, NEW HAVEN, CONN. I want to take part in this study of memory and learning. I am between the ages of 20 and 50. I will be paid $4.00 (plus 50c carfare) if I participate.

NAME (Please Print). . . . . .

ADDRESS . . . . . .

TELEPHONE NO. . . . . Best time to call you . . . . . .

AGE . . . . . OCCUPATION. . . . . SEX . . . . . .
CAN YOU COME:

WEEKDAYS . . . . . EVENINGS . . . . . WEEKENDS. . . . . .

The advertisement published in New Haven newspapers in 1961: "We will pay you $4.00 for one hour of your time." Source: Wikimedia Commons, public domain.

New Haven, Connecticut, summer of 1961.

An ad appears in the local paper: Yale University is looking for volun-

teers for a study on memory. It pays $4.00 (plus 50 cents for carfare) for one hour of your time. Perfectly ordinary people answer: mail carriers, teachers, factory workers, clerks. Ordinary men between twenty and fifty.

In the laboratory, a researcher in a gray lab coat explains the procedure. There is a "teacher" and a "learner": the teacher reads pairs of words, the learner has to remember them. For every mistake, the teacher must give the learner an electric shock, using a generator with a long row of switches: you start at 15 volts and go up, one step at a time, to 450. Above the last switches, the labels read "Danger: Severe Shock," and then only: "XXX."

What the volunteer doesn't know is that the shocks are fake and the learner is an actor. The only object being studied in that room is him: the ordinary man in front of the switch.

The learner starts making mistakes. The shocks go up. At a certain point the man in the other room complains, then protests, then screams, then pounds on the wall and asks to be let out. Then, at the highest levels, he stops responding altogether. If the volunteer hesitates, the gray coat says only, calmly: "Please continue." "The experiment requires that you continue."

Before publishing the results, the psychologist Stanley Milgram, the author of the experiment, asked a group of psychiatrists for a prediction: how many would go all the way to the top of the scale? The answer: a tiny fraction, the sadists, maybe one in a thousand.

The real result: **26 volunteers out of 40 went all the way to 450 volts.** Sixty-five percent. And nobody, not one, stopped before 300 volts, that is, before the point where the man next door started pounding on the wall. Ordinary people, who sweated, trembled, and protested. And meanwhile pressed the next switch.

Now, the barroom reading of this story is "people are evil." Wrong, and in fact it isn't ours. Look at the machine instead: **why didn't the generator have a single 450-volt switch?** Because nobody would have pressed it. If the gray coat had asked, at the first mistake, to electrocute a stranger, the volunteer would have stood up and left. The machine was built in 15-volt steps for the same reason this law has always worked: **every single step was small.**

You've just given 135 volts: what difference do another 15 make? You've already reached 285: what sense would it make to stop right now? At every step, stopping meant admitting that all the previous steps had been a mistake. And the human brain hates that admission more than it fears the next step. You don't climb out of cruelty: you climb out of consistency.

Cults know it, and recruit this way: never asking for your life, always asking for an evening. Con artists know it: never ask for $100,000, ask for $100, then $1,000. The salespeople, the bosses, the partners who transform your life one small tear at a time: they all use the same Yale machine, without knowing it.

The ten techniques that follow are the steps. Learn to see them, and no staircase will ever again take you where you didn't want to go. Learn to build them, and you'll discover that good things too, sales, agreements, changes, enter the world this way: fifteen volts at a time.

◇

TECHNIQUE 31. THE FOOT IN THE DOOR

Today's tiny favor is tomorrow's precedent.

What It Looks Like

"Would you sign this petition?" "Could you hold my bag for a second?" "Can I ask you just one question?" Requests so small that refusing them would be rude. And so you say yes. What you don't see is that the small yes isn't the request: it's the laying of the foundation.

The experiment that gave the technique its name is from 1966: the psychologists Freedman and Fraser asked some California homemakers to put up a huge, hideous sign in their front yard, "Drive Carefully." At the direct request, fewer than one in five agreed. But with another group, the researchers had come by two weeks earlier, asking them to display only a small sticker on the same theme: a trivial thing, almost all of them had agreed. Well, among those, the monstrous sign was accepted by more than three out of four. The same absurd request, quadrupled by a sticker.

Why? Because the first yes had changed their identity: they had become "people who care about road safety." The sign was no longer a request: it was a consistency.

How to Use It

1. Design the first yes, not the sale. The first step must be so small it can't be refused: the harmless question, the free trial, the one-minute survey. It doesn't have to yield anything: it only has to exist, because the precedent is the product.

2. Hook the yes to identity. The secret passage of the technique: after the first yes, name the identity that follows from it. "I can tell you're someone who cares about your family's safety." From that moment, the subsequent requests aren't requests: they're opportunities for the other person to confirm who they are.

3. Climb with the gradualness of the Yale machine. Every subsequent request must be 15 volts from the previous one, never 100. The abrupt jump wakes people up: it reminds the client they're climbing a staircase, and staircases seen from above cause vertigo.

How to Spot It When It's Used on You

Look at the trajectory, not the single request. The right question isn't "is what they're asking me reasonable?" (it always is, it's designed that way), but: "where was I two months ago, and where am I now?" If the line connecting the dots climbs steadily, you're on a staircase. And staircases have an architect.

The Countermove

Judge every request as if it were the first, from a stranger. A precedent isn't an obligation: that you said yes yesterday is a fact, not a contract. The sentence that breaks the staircase is simple and should be said without apology: "The previous times were fine, this one isn't." If the other person reacts with "what do you mean, you've always agreed," thank them: they've just confirmed that the record of your yeses was being kept by someone, for construction purposes.

TECHNIQUE 32. THE PRICE THAT RISES AFTER THE YES

First you agree, then you discover the "details": you've already said yes.

What It Looks Like

The car at the incredible price: then the salesperson "goes to check with the manager," comes back with a sorry face, and the discount is gone. But "the paperwork is already underway." The $79 hotel room that becomes $112 at checkout between resort fees, cleaning, and service charges. The job accepted "on these terms" whose contract has different terms. The technique has a name, lowballing, and a precise structure: get the yes on the attractive offer, and change the offer AFTERWARD, when the yes has already taken root.

It works for the same reason as the 15 volts: canceling a yes already given costs more than accepting a small deterioration. In your head you've already bought that car, already parked it, already shown it off: the surcharge that appears afterward isn't competing with the price, it's competing with the effort of dismantling a future you've already imagined.

How to Use It

1. Make them invest before defining. The more the other person spends time, forms, tests, and imagination on the deal, the more painless the subsequent adjustment becomes compared to starting over. The long form before the final price isn't bureaucracy: it's glue.

2. Let the deterioration come from a third party. "I'd happily keep the price, it's the manager who won't approve it": the salesperson remains your ally while the offer gets worse. The perfect lowball has no culprit present in the room.

3. Warning: it's a losing technique. It works once per customer. Whoever notices the mechanism, and sooner or later they notice, doesn't come back and tells others. In trades where you see clients again, the lowball is a loan at loan-shark rates.

How to Spot It When It's Used on You

The marker is the POST-agreement deterioration: any condition that changes for the worse after your yes, however well justified ("a price list update," "a system error," "the manager"), is the technique's signature. Real cases exist, but the coincidence with the moment of your commitment is statistically suspicious.

The Countermove

The yes goes back on the table when the offer changes: the whole thing, not just the difference. This is the rule, and it should be said out loud: "The terms have changed, so I'm starting my evaluation over from zero, including the alternatives I had ruled out." No anger: arithmetic. The moment the salesperson understands that the adjustment doesn't move you $30 but puts their competitors back in the race, the original price has a surprising way of reappearing. And if it doesn't reappear, get up: whoever changed the cards on you once has a whole deck.

◇

TECHNIQUE 33. EVEN A PENNY

Make the first step ridiculous so it can't be refused.

What It Looks Like

"Even a single dollar helps." "Just two minutes of your time." "Try it for just one week." The request shrunk to the point where saying no becomes embarrassing: who refuses a penny to a sick child? Who denies two minutes?

A classic study on door-to-door fundraising measured the effect: adding to the request the single sentence "even a penny helps" nearly doubled the number of people who donated. And the interesting detail is the other one: the average donation didn't go down. Nobody actually gave a penny: the sentence served only to knock down the wall of no. Once the door was open, dignity did the rest: "I can't really give just a penny."

It's the foot in the door with one extra ingredient: the shame of doing

the tiny thing you were granted.

How to Use It

1. Lower the entry threshold to ground level. Whatever you propose, build the ridiculously small version: the ten-minute call, the free sample, the first month for a dollar. The goal isn't the revenue from the first step: it's the annihilation of any excuse to refuse.

2. Let dignity do the upgrade. The beauty of the ridiculous threshold is that almost nobody actually uses it: whoever comes in "just for a coffee" orders lunch, whoever gives "even a penny" gives ten dollars. No need to push: just don't get in the way.

3. Name the irrelevance. The key phrase must be said explicitly: "even just," "nothing else needed," "no obligation." It's the formula that disables the alarm, because it officially declares that the stakes are zero.

How to Spot It When It's Used on You

When a request is SUSPICIOUSLY small, ask yourself what it's really for. No organization lives on pennies and no salesperson on ten-minute coffees: if the threshold is on the ground, the value for them isn't the threshold. It's your entry.

The Countermove

Recognize that the first step is the merchandise. You can even be fine with it, many free trials are genuinely worth it, but go in knowing you're buying an entrance, not a penny's worth of product. And defend your right to the minimum threshold: if you said "just two minutes," when they're up, stand up; if you gave a dollar, a dollar is perfectly fine. The technique counts on your shame at doing exactly what was agreed. Make it fail: the dignity is yours, not the script's.

TECHNIQUE 34. THE LADDER OF YESES

Three obvious questions, three yeses: by the fourth you can't say no anymore.

What It Looks Like

"You care about your family, right?" "And you want the best for your kids?" "And if you could protect them for less than a coffee a day, you'd do it?" Three questions to which it's impossible to answer no, in a row, and then the fourth: the real one, with the signature underneath. Sales manuals call it warming up the prospect; the mechanism is the ladder of yeses.

It works on two tracks. The first is momentum: saying yes is a state, and states have inertia: the mouth that has said three yeses already has the shape of the fourth. The second is the logical trap: the three innocent yeses are constructed so that the fourth seems their necessary consequence. Refusing to sign, now, means contradicting things you yourself just declared. The ladder doesn't push you: it traps you with your own words.

How to Use It

1. Open with unassailable truths. The first rungs must be obvious to the point of banality: facts the other person has already stated, values nobody disowns, the weather. Their job isn't to inform: it's to start the rhythm.

2. Build the logical bridge. The professional sequence isn't three random yeses plus a request: it's a chain in which each yes narrows the field. "You want to sell more" leads to "so you need more visibility" which leads to "so you need this." At the end, the other person must have the feeling they drew the conclusion themselves.

3. Have them say the premises out loud. Nodding is one thing, pronouncing is another. A premise spoken by their mouth becomes a public commitment (it's Technique 26 applied to logic): at the moment of the request, you aren't selling. You're just reminding.

How to Spot It When It's Used on You

Questions to which it's impossible to answer no are the technique's road sign: nobody asks the obvious to learn the answer. If you notice you've been nodding for three sentences, someone is counting your yeses.

The Countermove

Break the rhythm before the summit, and do it with elegance: answer one of the obvious questions with a qualification instead of a yes. "It depends," "partly," "let's define what you mean by protect." A single cracked rung and the ladder no longer leads anywhere, because its strength was the intact sequence. And remember the golden rule against all consistency traps: **your statements from a minute ago are not IOUs.** You can say "it's true, I care about my family, and the answer is still no." The two things sit perfectly well in the same sentence.

◇

TECHNIQUE 35. TESTING THE GROUND

The joke "just kidding" measures how far they can push.

What It Looks Like

The borderline joke, tossed off with a laugh. The inappropriate comment, "come on, I was kidding." The small misconduct done in front of you, with the corner of their eye checking on you. The unexcused lateness, the unagreed expense, the unauthorized familiarity. They look like episodes: they're probes. Whoever sends them is measuring one thing only: your reaction. Every probe that passes without consequences moves the boundary and prepares the next one, a little further out.

It's the reconnaissance that precedes every climb of Law 4: before going up the steps, the careful manipulator maps the terrain. And the test is built to be deniable: if you react, "it was a joke," "you're so touchy," and the cost of the alarm falls on you. If you don't react, permission has been acquired.

How to Use It

1. Probe small, observe everything. In the professional and legitimate version: before a bold proposal, float the hypothetical version. "Just throwing it out there: what if we doubled the order?" The reaction to a hypothesis is free; the reaction to a formal proposal is costly. Experienced negotiators don't make requests blind: they send up trial balloons first.

2. Use the hypothetical and the smile. The wrapper of the hypothesis ("suppose that," "just for argument's sake") lets the other person answer without committing, and lets you read the real answer: the face reacts to the idea before the mouth finds its diplomacy.

3. Record the boundaries you find. The probing is for mapping: where the other person stiffens there's a real wall, where they hedge there's a soft boundary. Negotiations are won on this map.

How to Spot It When It's Used on You

The pattern to recognize is the progression of "slips": small, deniable, growing episodes, each followed by a look that weighs you. The right question isn't "does this joke offend me?", it's: "what happens if I let it pass?" With certain people, the answer is: the next one.

The Countermove

Respond to the FIRST probe, not the tenth, and respond softly: you don't need a war, you need a signal. "I didn't like that," said calmly and without a smile, is enough. The professional prober understands instantly: the ground is defended, and probers look for soft ground, not battles. If instead they double down ("it was just a joke!"), hold the line with the closing sentence: "I know. And I didn't like it." The social awkwardness of that moment is the price of the boundary. Pay it at the first opportunity: at the tenth it will cost a hundred times more.

TECHNIQUE 36. THE SHIFTING NORMAL

Every small tear redraws the boundary of normal.

What It Looks Like

The first month, that thing seemed unacceptable to you. The third month, annoying. The sixth, "that's how it works here." The unpaid overtime, the rude tone, the bent rules, the suspicious expenses: nobody ever made you accept them all at once. They came in one at a time, and each one, on entry, was "just an exception."

They say a frog placed in slowly heating water lets itself be boiled without jumping. Herpetologists assure us it's a legend: the real frog, at some point, jumps. The problem is that humans don't. Our perception of normal recalibrates on what we see often: the repeated exception becomes the perceived rule, and the perceived rule no longer triggers any alarm. Political scientists call the phenomenon the Overton window: the range of acceptable ideas isn't fixed, it shifts, and whoever knows this can shift it on purpose, one exception at a time.

How to Use It

1. Introduce the extreme as a declared exception. "Just this once," "given the emergency," "on a strictly extraordinary basis": the exception label disables defenses, because nobody fights what's temporary. Then the exception repeats, and by the third time it has stopped being noticed.

2. Shift the window with the expendable extreme. The professionals' trick: first propose an even more extreme version, destined to be rejected. Next to it, your real request looks like the reasonable compromise. The window has moved, and you live in the new center.

3. Let time do the work. Normalization can't be rushed: it's sown. What causes scandal today, repeated without consequences, gets a shrug in six months. Whoever has patience hardly needs to force anything.

How to Spot It When It's Used on You

The test of yourself a year ago: if your self from twelve months ago saw your situation today, what would they say? It's the only non-recalibrated observer you have available. If their answer is "how on earth did you end up here?", the window has moved, and you with it.

The Countermove

Set your boundaries in writing WHEN YOU'RE CLEAR-HEADED, that is, beforehand: what I will never accept, under what conditions I leave, which behaviors end the conversation. The sheet of paper doesn't recalibrate: rereading it now and then is like asking the opinion of your self from a year ago. And treat every "just this once" for what it is: a request for a precedent. The answer that blocks the shift is: "If it's an exception, let's put in writing that it won't happen again." A real exception accepts the fence. A strategic one protests, because the fence was exactly what needed to stay open.

◇

TECHNIQUE 37. THE COST ALREADY PAID

"You've invested too much to quit now": and you sink further.

What It Looks Like

The money-losing project that "we can't abandon now, with everything we've spent on it." The course you keep attending only because you paid for it. The relationship kept alive "for the ten years I've put into it." The reasoning looks like prudence and is a trap with a technical name: the sunk cost fallacy. The money spent, the time invested, the effort made are unrecoverable BY DEFINITION: no future decision gives them back. The only rational question is always and only: from here on, what's the best move?

The textbook case bears the name of an airplane: the Concorde fallacy, from the Franco-British project that governments kept funding for years even though they knew it would never be profitable, because stopping would have meant admitting the waste. Billions thrown away to avoid

certifying the millions already lost.

It's the secret engine of Milgram's machine: at 285 volts, stopping means declaring that the previous 285 were a mistake. And so you go to 300.

How to Use It

1. Make them invest early, make them invest visibly. Whoever wants to bind you to a path makes you spend something right away: time, forms, a deposit, a public declaration. Every investment is an anchor, and anchors then work on their own: the client will be the one telling themselves "at this point."

2. Recall the investment at the moment of doubt. The lever sentence of this technique is: "it would be a shame to throw away all the work we've done." It arrives right on time when the other person wavers, and turns a sensible retreat into an intolerable waste.

3. Split the payments, multiply the anchors. Ten small investments bind more than one big one: every installment, every renewal, every upgrade is a new "at this point."

How to Spot It When It's Used on You

Every time the words "at this point" appear in your head, stop: it's the sound of the fallacy. And when someone defends a proposal by reminding you how much you've ALREADY spent instead of how much it WILL yield, know that they're aiming the lever at the past because the future can't pass the exam.

The Countermove

The stranger test, the most powerful in the toolbox: **"If I inherited this situation today, from zero, without a dollar or a minute already spent, what would I do?"** If the answer is "I'd quit," the past isn't a reason to stay: it's the reason you can't leave, which is a different thing. The money spent doesn't come back whether you stay or go; by staying, though, you spend more. Getting help from someone outside, who hasn't paid your costs, makes the test almost infallible: the stranger is you, without the bill in your pocket.

TECHNIQUE 38. THE DOOR IN THE FACE

The enormous request exists only to make the real one look small.

What It Looks Like

"I need to borrow $2,000." "Are you out of your mind?" "Okay, okay... could you at least lend me $200?" And the $200 goes out, with relief. The staircase of small steps here works in reverse: you start from the unacceptable on purpose, to get it refused. The no to the enormous request isn't a defeat: it sets the table for the yes to the real one.

In a famous experiment from the 1970s, researchers asked college students to serve as volunteer counselors for troubled youths for two years, two hours a week. Practically all of them refused. Right afterward, the same students were asked for much less: to chaperone those youths on a single trip to the zoo. Among those who had first received the enormous request, the yeses to the trip were about triple those of students who received the small request on its own. Two springs push: contrast, which makes whatever follows the giant look tiny, and the reciprocity of concessions: they "gave ground" from the big request to the small one, and now the brain feels the duty to give something in return.

How to Use It

1. Always open above your target. In every negotiation, the first figure must be more ambitious than the one you'd sign, for a structural reason: you need room to concede. Whoever opens at their minimum has nothing to give, and a negotiation without concessions leaves the other side dissatisfied even when they've won.

2. The big request must be serious, not absurd. The ridiculous giant ("a million!") doesn't create contrast: it creates distrust. The right opening is high but defensible, with real arguments: it must be refusable with respect, not with a laugh.

3. Concede with visible effort. The retreat from the big request to the real one must be performed as a sacrifice ("all right... let's do this, but only because it's you"). A free concession doesn't trigger reciprocity; a

painful one does.

How to Spot It When It's Used on You

The signal is relief. When after an enormous request a small one arrives and you find yourself GRATEFUL to be able to say yes, stop: gratitude for having avoided the worst is exactly the emotion the technique produces on command. Ask yourself: if they had asked me for this figure cold, would I have found it reasonable?

The Countermove

Evaluate the second request as if it were the first, because it is: the first never existed, it was a tool. The practical trick: give yourself a reservation price BEFORE every negotiation, in writing, and compare every proposal to that, never to the previous proposal. Contrast works only on those who have no yardstick of their own: bring your yardstick and the giant no longer measures anything.

◇

TECHNIQUE 39. THE GIFT THAT TRAPS

The unrequested gift opens an account you'll pay in favors.

What It Looks Like

The free sample. The coffee they insist on paying for, "don't even think about it." The tasting at the supermarket, the free consultation, the favor you never asked for: "don't mention it, happy to help." Reciprocity is one of the oldest and most universal rules of the species: whoever receives, owes. And it's a magnificent rule, one that holds societies together, until someone grabs it by the wrong end: giving on purpose, to create the duty.

The psychologist Dennis Regan measured it in a 1971 experiment: during a break, a confederate offered half the participants a soda, unrequested. Then he asked all of them to buy raffle tickets. Those who had received the soda bought about twice as many, and the decisive detail is this: the value of the tickets far exceeded that of the soda, and

liking for the confederate had almost nothing to do with it. They didn't buy because they liked him: they bought because they OWED. The debt worked on its own.

How to Use It

1. Give first, always. In every commercial or professional relationship, whoever opens the account of favors governs it. The useful free content, the contact passed along, the small problem solved without an invoice: seeds that sprout into future yeses.

2. The personalized gift weighs triple. A mass-produced giveaway puts nobody in your debt; a tailor-made favor ("I saw this and thought of you") does, because it demonstrates a cost: attention, time, thought. Perceived debt is proportional to perceived effort.

3. Don't collect right away. The amateur gives and asks in the same breath, and the gift unmasks itself as bait. The professional gives and waits: uncollected debt accrues interest, and often it's the debtor who goes looking for a way to settle.

How to Spot It When It's Used on You

The alarm bell is the discomfort: that slight not-being-even feeling you get after an unrequested favor. Ask yourself: did I ask for this gift? And the person who gave it, what do they do for a living? The salesperson's gift isn't a gift: it's the opening of an account, and the account, in their bookkeeping, was opened by you when you accepted.

The Countermove

Three freedoms to exercise without guilt. First: you can refuse gifts, gracefully: "thank you, really, but I'd rather not" is a complete sentence, and whoever insists too hard on making you accept is telling you how much the bait was worth. Second: you can settle immediately, in kind: accepting the coffee and buying the next one closes the account at even. Third, the most important: you can disconnect the gift from the request. "Thank you for your help earlier. On the proposal, the answer is no." A favor received deserves gratitude, not obedience: whoever confuses the two levels is counting precisely on your not knowing how to separate them.

TECHNIQUE 40. THE SLOW BOIL

Trust, favors, secrets: dependence built over a low flame.

What It Looks Like

This technique closes the law because it's the law's complete form: all the previous steps, orchestrated together, with patience, on a single person. The mentor who becomes indispensable. The partner who takes over the company one favor at a time. The "benefactor" of the romance scam who for months asks for nothing: listens, gives gifts, shares secrets, creates intimacy. And THEN, when the dependence is cooked, comes the request: the money, the signature, the silence.

The slow boil is recognized by its architecture: first they give (attention, help, trust, small confidences that call for confidences), then they isolate (the person becomes the privileged, then the only, channel for something: advice, affection, opportunities), finally they collect. Every phase is made of tiny steps, each one kind, none alarming. The alarm would go off only on seeing the whole design, and nobody ever shows the whole design.

How to Use It

Here the book changes register, because this technique at its highest degree is the predator's manual, and it's not for sale. The legitimate version exists and has an honest name: building long-term relationships. Giving for months before asking, becoming a point of reference, cultivating trust: it's the trade of every serious professional. There is only one dividing line, and it's sharp: **a healthy relationship is perfectly comfortable with you having others too.** Other suppliers, other advisers, other affections, other sources. The slow-flame cook is not: isolation isn't a side effect of their work, it's the main ingredient.

How to Spot It When It's Used on You

Three questions, to ask yourself in cold blood once a year about the relationships that matter. One: has this person BECOME the only channel

for something important to me (money, advice, contacts, self-esteem)? Two: do confidences travel in one direction only, or worse, could mine be used against me? Three: how do they react when I bring in someone else? Jealousy toward your other bonds, in a professional relationship, isn't affection: it's maintenance of the isolation.

The Countermove

The two-channel rule, always: for everything vital, money, advice, work, the truth about yourself, keep at least two independent sources. It isn't distrust: it's architecture. And do the whole-design test: tell the story of the relationship, from the beginning, to an outside, sharp person, listing only the facts: what they gave, what they got, who drifted away from whom in the meantime. The slow boil survives only in the dark of the everyday, one step at a time: told all at once, out loud, in front of a witness, it shows. And that's why the cook keeps you away from witnesses.

◇

LAW 4 IN BRIEF

The foot in the door (31), the rising price (32), the penny (33), the ladder of yeses (34), the probes (35), the sliding normal (36), the "at this point" (37), the expendable giant (38), the indebting gift (39), the complete boil (40): ten steps on the same staircase, the one at Yale. The defense lies in two gestures the manipulator can't stop you from making: **look at the trajectory instead of the single step, and judge every request as if it were the first.** Staircases work only on those who keep their eyes on the step.

But so far you've been alone with the machine, you and the switch. The next level adds the ingredient that makes everything ten times heavier: other people. Because you can resist a salesperson, a white coat, even a staircase. Resisting an entire room that thinks differently from you is another matter.

That is Law 5. And to understand it, three lines drawn on a card are enough, in a classroom in 1951, in front of eight people, seven of whom are lying.

LAW 5. THE HERD

You will doubt your own eyes before you doubt the group.

Three Lines on a Card



Asch's cards: on the left the standard line, on the right the three comparison lines. Illustration by Vetra Edizioni.

An American college, 1951.

Eight young men seated in a row in a classroom. On the easel, two cards: on the first there is one line; on the second, three lines of different lengths, marked A, B, and C. The task is grade-school stuff: say out loud which of the three lines is as long as the one on the first card. There's no perceptual trick, no ambiguity: the answer is right there to see. Alone, in front of these cards, people get it wrong less than once in a hundred.

The first rounds go smoothly: everyone gives the right answer, the task

seems a formality. Then, on the third round, something strange happens. The first man in the row looks at the cards and gives a wrong answer. Plainly wrong. The second confirms. The third too. One after another, seven people serenely point to a line that your eyes see as shorter.

Why "your": the eighth in the row is you. The one who doesn't know the other seven are actors in on it together, and that the only thing being measured in that classroom is your mouth when your turn comes.

The psychologist Solomon Asch repeated the scene with 123 people. The results fit in three numbers, and they're worth looking in the face. **Seventy-five percent of participants bent to the group at least once**, declaring out loud something their eyes saw as false. More than one answer in three, in the rigged rounds, conformed to the herd's error. And remember the starting point: alone, on this task, the error rate doesn't reach one percent. There was nothing to figure out, nothing to interpret. All you had to do was say what you saw, and the majority, at least once, couldn't do it.

In the interviews after the experiment, some confessed they had thought something was wrong with their eyes. Others had seen perfectly well, and lied so as not to stand out. The group doesn't always convince you: sometimes it just makes you calculate that being right alone costs more than being wrong in company.

But Asch's experiment also contains the second half of the story, the one popularizers tell less often and which is the most precious of all. In one variant, among the seven actors there was one instructed to give the RIGHT answer: a single ally in the middle of the herd. Result: **conformity collapsed from 33 to 5 percent.** And in yet another variant, it was enough for the dissenter to give an answer different from the group's, even a wrong one: the collapse happened all the same. You don't need someone to agree with you. You need someone to break the unanimity.

Hold on tight to this number, because it's the key to the entire law: **the power of the herd doesn't lie in the numbers. It lies in the unanimity.** Seven against one is a vise; six against two is just a majority opinion. Whoever manipulates through the group knows this perfectly well, and that's why rooms get prepared, accomplices get placed, and the voices outside the chorus get pushed away before they speak.

The ten techniques that follow are the trades of the herd: the manufactured line, the bandwagon, staged unanimity, the common enemy, the

tribunal, the freeze. Whoever knows them knows how to read a room. And they also know the countermove that works for all of them, signed by Asch: every herd needs only one crack.

◇

TECHNIQUE 41. THE MANUFACTURED LINE

The packed restaurant, the stars, "the bestsellers": the crowd as an argument.

What It Looks Like

The restaurant that makes you wait outside even with tables free. The "bestseller" and "customer favorite" on the shelf. The star ratings, the counters ("12 other people are looking at this hotel"), the canned laughter on sitcoms, which has existed for seventy years for a measured reason: the same jokes, with fake laughter underneath, are judged funnier. The crowd, real or suggested, is the oldest quality signal in the world: if so many people are doing it, it must mean something.

And it's a sensible shortcut, in the natural world: the beaten path usually leads somewhere. The problem arises when someone realizes you don't need the crowd: you only need the trace of the crowd. The line can be manufactured, the counter can be written, the reviews can be bought. The beaten path, today, is sold by the yard.

How to Use It

1. Always show the trail. Whatever you sell or propose, make visible who has already been through: the clients served, the numbers, the reviews with names, the cases. A product without a trail looks like a path never taken, and paths never taken are frightening even when they're shortcuts.

2. Specificity makes credibility. "Chosen by thousands of customers" moves nothing; "247 reviews, 4.8 average" moves, because the precise number carries the stamp of truth (Technique 28, at work here too). Vague social proof is noise; countable social proof is an argument.

3. The right crowd, not the big crowd. A hundred random clients are

worth less than ten clients identical to the person in front of you: social proof works by resemblance. "We work with three repair shops in your area" beats "we have a thousand clients nationwide."

How to Spot It When It's Used on You

Ask yourself who counted the crowd. The "bestseller" certified by whom? The stars written by whom, and filtered by whom? Is the line outside the restaurant spontaneous or choreographed? Every time the decisive argument is "lots of people do it," notice one thing: you still haven't been told ANYTHING about the product.

The Countermove

Use the crowd as a clue, never as proof. A crowd justifies at most a look, not a purchase: after the look, the evaluation goes back to the previous techniques (what it does, what it costs, who measures it). And for reviews, read the negative ones first: the well-argued three stars tell the truth the enthusiastic five stars don't know. The crowd can be bought; the dissatisfied customer who explains why, almost never.

◇

TECHNIQUE 42. THE BANDWAGON

Side with the winner: the easiest choice in the world, and rarely yours.

What It Looks Like

"Everyone's switching to this system by now." "The market is going in this direction." "Even your competitors have made the move." The bandwagon doesn't ask you to evaluate: it asks you not to be left behind. It's social proof (Technique 41) with one more engine inside: movement. Not "there are many of them," but "everyone's coming": the snapshot becomes a film, and the film races toward a future in which you, if you don't get on, have been left behind.

The mechanism's strength lies in reversing the burden: on the wagon you don't have to prove anything, it's staying on the ground that requires a justification. And since nobody can really count how many have

climbed on, the wagon can be declared full even when it's empty: the inevitable is a prophecy that comes true by dint of being announced.

How to Use It

1. Tell the movement, not the state. "Thirty clients" is a number; "twelve new clients in the last three months" is a race. Growth, even small, weighs more than size, because the brain extrapolates: whoever climbs on today sees where the wagon will be tomorrow.

2. Name the right passengers. A single recognizable name ("Group X works with us too") is worth more than a hundred anonymous ones: the wagon is judged by its passengers. It's Technique 41 with a license plate.

3. Put a cost on the platform. The wagon works when standing still stops being free: "every month you wait, the gap grows." Not a threat, arithmetic (and in fact you've already seen it: it's Technique 23 applied to the group).

How to Spot It When It's Used on You

The telltale phrase is "at this point." "That's how it works now," "everyone's doing it by now": every time you hear it, someone is declaring the game over when it may have only just begun. And ask yourself: was the movement DEMONSTRATED to me with numbers, or just described with the enthusiasm of someone selling tickets for the wagon?

The Countermove

Two simple questions. The first: "How many, exactly, and since when?" The real wagon has a passenger list; the declared one has only a driver shouting. The second, deeper: "Even if it were true that everyone's going there, is it the right choice for MY case?" The direction of the herd is a data point about the herd, not about your pasture. Wrong fads are full of people who climbed onto a wagon that was right only for others: arriving second on the right road beats arriving first on the wrong one.

TECHNIQUE 43. STAGED UNANIMITY

Three accomplices in agreement are enough to make you doubt your own eyes.

What It Looks Like

The auction where two confederates bid up the price. The meeting where the boss has already spoken with three colleagues, who nod on cue. The discussion group where the first five voices, strangely in agreement, define "what we all think." The presentation where the questions come first from people who agree with the speaker. It's Asch's experiment turned into a trade: if unanimity bends people in front of three drawn lines, imagine what it does in front of a price, an idea, a decision where the truth can't be seen with the naked eye.

The technical point to understand: staged unanimity doesn't have to convince you. It only has to make you keep quiet when your turn comes. Like the eighth in the row, you'll see the right line perfectly well: and you'll say the wrong one, or say nothing, because the cost of striking a false note alone will seem higher than the cost of being wrong in chorus.

How to Use It

1. Prepare the room before the room. The rule of meeting professionals: the decision isn't played out at the table, it's played out in the hallways, beforehand. Talking one-on-one with the key people and arriving at the table with three agreements already collected means the undecided will find a chorus, not a debate.

2. Let the supporters speak first. The order of speakers is a technology: the first two voices define the "climate" of the room, and the climate does Asch's work on everyone else. Whoever manages the agenda manages the perceived unanimity.

3. Doubt, never in public. The flip side of the move: if you know someone is opposed, meet them beforehand, alone. Dissent expressed in private can be managed; dissent expressed at the table, by Asch's math, frees everyone else.

How to Spot It When It's Used on You

Real unanimity is as rare as Martians: on any non-trivial question, honest people think differently. When an entire room agrees on everything, fluidly, without a single point of friction, the right question isn't "could they be right?" but: "who prepared this room, and when?"

The Countermove

Remember Asch's number: from 33 to 5 percent with ONE dissenter. It works in both directions. If you're the one in the minority: speak, even just to say "I see it differently, I'll explain later." You don't have to win the argument: you have to break the unanimity, and your dissent will free whoever is staying quiet like you. And if you're the one running the meeting and you want the truth instead of the chorus: have opinions submitted in writing BEFORE anyone speaks, or let the youngest and the skeptics speak first. The unanimity that survives this treatment, that one, yes, is a fact.

◇

TECHNIQUE 44. "EVERYONE DOES IT BUT YOU"

Social lag as a fault to be fixed fast.

What It Looks Like

"You're the only department that hasn't delivered yet." "All the other owners in the building have already signed." "Kids her age have been doing it for a year." Social proof, here, changes sign: it doesn't show you the crowd to attract you, it shows you your absence from the crowd to shame you. It's Technique 19 (shame) armed with Technique 41 (the crowd): the comparison is no longer with a rival, but with EVERYONE. And against everyone you don't defend yourself: you fall in line.

There is, however, a technical flip side, known to those who study these mechanisms, and it was demonstrated by an experiment in an American national park famous for thefts of petrified wood: signs that said "many visitors steal the wood, don't you do it too" INCREASED the thefts. Announcing that a behavior is widespread normalizes it, even when you're

condemning it: "lots of people do it" remains the strongest message in the sentence, whatever moral is attached afterward.

How to Use It

1. Show the good norm, never the bad one. The professional version: "92 percent of clients pay by the due date" works; "too many clients pay late" teaches lateness. Always communicate the virtuous majority, even when your problem is the minority.

2. Personalize the lag. "You're among the few who" bites harder than "many haven't yet": negative social proof works when the absence from the group is YOURS, with your first and last name. The utility bills that compare your consumption with that of "your most efficient neighbors" are this technique, industrialized.

3. Offer immediate re-entry. Social shame with no way out paralyzes; with an open door ("it takes two minutes, you can do it right here") it converts. The guilty party wants one thing only: to stop being guilty, right away.

How to Spot It When It's Used on You

The signal is the rush to get back in line that rises in you BEFORE you've evaluated the merits. You're moving to close an embarrassment, not a problem. And always ask to see the flock: "everyone has already signed" is a sentence, the list of signatures is a fact. Surprising how often "everyone" turns out to be "some," or "nobody."

The Countermove

Grant yourself the right to be last. Said out loud, it defuses: "I may well be the only one. I'd still like to understand before I sign." Being behind the crowd isn't a fault: it's a position, and in many group scams it's the position of the one who got out safe. Conformity is in a hurry; evaluation isn't. Whoever rushes you using others as a whip is telling you that on the merits, alone, they'd have no arguments.

TECHNIQUE 45. THE COMMON ENEMY

Nothing unites a group like someone to hate together.

What It Looks Like

The boss who rallies the team against "those people at headquarters." The salesperson who allies with you against "the banks that are strangling you." The leader who always has a them ready for every us. It's Technique 14 (borrowed anger) used as cement: the common enemy isn't there to win a battle, it's there to hold the herd together. And it works because an alliance against someone welds faster than any alliance for something: sharing a hatred is easier than sharing a project.

The professional detail: the enemy doesn't even have to exist. Evoking it is enough. And the group cemented by an enemy has a property that's precious to whoever leads it: it doesn't ask the leader questions, because every internal question is a gift to the external enemy. Dissent becomes betrayal, and betrayal, in Technique 47, has a price.

How to Use It

1. The impersonal enemy is the safest. "The market that's crushing you," "the bureaucracy," "the giants of the industry": the faceless enemy cements without legal risks or retaliation, and can't contradict you. The enemy with a first and last name, besides being dangerous, exposes you to one more risk: sooner or later someone in the audience takes their side.

2. The alliance before the sale. "You and I against the problem" is the right geometry for every negotiation: sit on the same side of the table, put the enemy (the cost, the breakdown, the competition) on the other. Whoever buys from an ally doesn't haggle over price: they contribute to the cause.

3. One enemy at a time. The group can hold only one them at a time: multiplying enemies dilutes the hatred and confuses the herd. Professionals of the mechanism update the enemy (Technique 27), they don't crowd it.

How to Spot It When It's Used on You

Do the catalog test: since you've known this person or this group, how many enemies have they already had? If the answer is "there's always one," the enemy isn't a fact: it's a method. And watch what happens to whoever, inside the group, asks a critical question: if they're treated as an ally of the enemy, you're in the cemented herd, and the cement is you.

The Countermove

Separate the problem from the enemy. Problems exist: high costs, competition, absurd rules. But a problem gets measured, tackled, and solved; an enemy just gets hated, and hatred has never lowered a bill. Always ask: "Okay, and concretely, what do we do?" Whoever had a project tells you; whoever had only an enemy starts describing it to you again. And remember the rule of healthy groups: you can recognize them because you can ask the leader questions without becoming the next enemy.

◇

TECHNIQUE 46. THE GROUP TRIBUNAL

Confessing in front of everyone: shame as a leash.

What It Looks Like

The round-the-table where everyone has to declare their numbers in front of their colleagues. The group where weaknesses and failures are shared "openly." The corporate ritual of "radical transparency" where mistakes are tried in plenary session. Not all of this is toxic: real sharing exists. But so does its armed twin, and it must be recognized: the group tribunal, where public confession isn't there to help you grow. It's there to build a file on you.

The mechanism has two beats. First: what you declared in front of everyone binds you in front of everyone: a public commitment is a hundred times harder to retract than a private one (it's Technique 34 with an audience). Second, darker: every weakness confessed in public is a weapon

handed to the group, and to whoever leads it. Cults have always known this: the confessed is controlled, because the dossier on them was dictated by themselves.

How to Use It

1. The public commitment is the most kept. The bright version of the technique: having goals declared in front of the group multiplies the odds they'll be reached. Whoever said "I'll deliver Friday" in front of ten colleagues has signed with their face. Use it on your own goals first: the audience is an engine.

2. Confess first, and confess small. Whoever leads a group and wants to open it up declares one of their own mistakes first (small, peripheral: Technique 9). The leader's confession authorizes the others' and sets the level: nobody ever confesses deeper than the first one did.

3. The round-the-table is a technology. The order, the presence of the boss, what gets written in the minutes: whoever designs the ritual of sharing decides what the group will know about each person. It isn't a logistical detail: it's the technique.

How to Spot It When It's Used on You

The question that separates sharing from the tribunal: **what happens, AFTERWARD, to what you say?** In healthy sharing, it stays in the room and produces help. In the tribunal, it resurfaces: in jokes, in evaluations, in negotiations, "you, who, as you said, have that problem." If the group's confessions have a second life, the group has an archivist.

The Countermove

Simple rule: vulnerability is granted to those who've earned it, not to those who ask for it. In public, declare facts and goals ("the project is two weeks behind, here's the plan"), never the intimate material that could be stitched back onto you. If the ritual pressures you ("we're transparent here, come on, open up"), use the layered defense: one real confession, small, peripheral, Technique 9 in your service, and the rest stays yours. Whoever accuses you of not being open enough because of this is confirming that openness, in there, was a tax.

TECHNIQUE 47. EXCLUSION AS A WEAPON

The group's freeze hurts more than a slap, and leaves no bruises.

What It Looks Like

The meetings you're no longer invited to. The conversation that dies when you walk in. The group that decides things "beforehand," and you get the minutes. Nobody has told you anything: that's the point. Ostracism is the only punishment that doesn't even require an accusation, and therefore admits no defense: you can't rebut a silence.

And it hurts for real, in the literal sense: experiments with brain scanners have shown that social exclusion, even in trivial games with strangers, activates areas of the brain linked to physical pain. Being cut out is a real shock, and the group has known it since before science did: the freeze is the social death penalty, administrable in installments and without a trial. The threat, almost always implicit, is enough on its own to keep people in line: Technique 44 said "you're the only one outside," this one says "you could become it."

How to Use It

Here too, in a clear register: deliberate ostracism as a tool of domination is toxic, and whoever practices it on you is doing you violence, not politics. The legitimate version of the technique exists and there is only one: **the declared selection of who is around you.** Excluding from your table someone who behaved badly, after telling them to their face, isn't ostracism: it's a boundary (Technique 35, defended at the first probe). The difference is entirely in the declaration: the boundary speaks, the freeze stays silent. Whoever excludes without ever saying why isn't protecting the group: they're training those who remain, who watch and learn what happens to whoever makes trouble.

How to Spot It When It's Used on You

Distinguish the incident from the method: one skipped meeting is an incident; the growing pattern, invitations dwindling, information reach-

ing you late, decisions made elsewhere, is a message with no sender. And look around the group: was there someone else, before you, who vanished from the circle after asking an uncomfortable question? The serial freeze is the signature of sick groups.

The Countermove

First: break the silence, which is the technique's oxygen. In private, to the right person, with facts: "For three weeks, decisions have been made without me. Is it a choice? I'd like to understand it." The freeze, addressed directly, has to choose: declare itself (and then it's a conflict, manageable) or deny itself ("no, of course not," and at least you've put on record that you saw it). Second, the structural plan: never have just one herd. Whoever has a single source of belonging (a single circle, a single table) is vulnerable to the freeze by definition (it's the two-channel rule from Technique 40). Ostracism loses almost all its power over someone who has another place to be somebody.

◇

TECHNIQUE 48. THE FLYING MONKEYS

Whoever attacks you is never them: they send others to do it.

What It Looks Like

"Look, it's not me saying it, but a lot of people have complained." The friend who comes to report "what people are saying about you," regretfully. The colleague who attacks you in a meeting with arguments that, curiously, aren't theirs. The name of the technique comes from *The Wizard of Oz*: the witch doesn't chase anyone in person, she sends the winged monkeys. The evolved manipulator does the same: recruits third parties, often in good faith, and dispatches them to do the dirty work: pressure, reproaches, embassies, "advice."

The advantage is double. First: they stay clean, indeed they often play the peacemaker ("I actually tried to defend you"). Second: an attack carried by several voices looks like a widespread opinion, and you fall back into Asch's vise: it's no longer "them against you," it's "everyone against you." The monkey in good faith is the most effective, because it

truly believes what it was told, and its sincerity disarms you.

How to Use It

The mechanics must be understood in order to be seen, not replicated: whoever enlists monkeys tells third parties a version (accurate as far as it needs to be), charges them up emotionally (Technique 14: borrowed anger), and leaves them free to "help." No explicit order: the serious recruiter never says "go tell them," they say "I'm so worried about them" and let the monkey take off on its own. The legitimate version of this geometry exists and is called declared delegation: having a message carried by a third party while SAYING it comes from you ("the director sent me to tell you that"). The transparent messenger is communication; the one who hides the sender is the technique.

How to Spot It When It's Used on You

The question that unmasks it in one second: **"Who told you that?"** Real opinions have an owner who defends them in the first person; embassies have a sender who hides. If whoever attacks you uses arguments that aren't theirs, information they couldn't have had, or a vocabulary you recognize as someone else's, look up: the monkey flies, but the trajectory always starts from somewhere.

The Countermove

Never fight the monkeys: they're ammunition, not the enemy, and for every monkey shot down another takes off. The rule is to trace back to the sender and force the conflict into the open: "If they have a problem with me, I'm right here: tell them I'm happy to talk about it in person." With the monkey in good faith, a gentle addition: "You were told one version. Would you like to hear mine too?" Many monkeys, faced with the existence of a second version, land on their own, and some switch teams: nobody likes discovering they were used as a bullet.

TECHNIQUE 49. STEERED GOSSIP

The rumor put into circulation with skill works while they sleep.

What It Looks Like

"I'll tell you something, but don't tell anyone." And the something, what a coincidence, always damages the same person, or always prepares the same ground. Gossip is the herd's perfect weapon thanks to three properties no other technique has together: it travels on its own (every ear becomes a mouth), it has no signature (the source is lost by the second hop), and it admits no trial (you can't defend yourself against what's never put to you face to face). It's the flying monkey (Technique 48) made autonomous: you don't even need to recruit anymore, you just need to sow.

And it has a second face, subtler: gossip creates complicity. Whoever confides a rumor to you is offering you a pact ("the two of us know"), and whoever accepts the pact has already joined the herd of the sower. Every shared secret is a small initiation.

How to Use It

The mechanics, to know in order to recognize: the effective rumor is almost true (a real fact, with a poisoned interpretation), not quickly verifiable, and interesting to repeat: boring gossip dies at the first mouth. Whoever sows professionally doesn't assert: they ask ("but seriously, how can they afford that car?"), because the question is remembered as a suspicion and repeated as a fact. The legitimate version of this channel exists: circulating TRUE information through informal routes ("let people know we're looking for a technician") is word-of-mouth communication, and it works beautifully. The difference, as always: the truth of the content and the willingness to put your name to it.

How to Spot It When It's Used on You

If you're the target: you notice it from the effects before the facts: new coolness, allusions, strange questions. Don't drive yourself crazy look-

ing for the rumor: look for the beneficiary. "Who benefits from people thinking this about me?" almost always has a short answer. If you're the channel: ask yourself why THIS person is telling THIS thing to YOU of all people. Gossip doesn't rain down: it gets delivered, and every delivery has a purpose.

The Countermove

As the target, the strongest move is direct light: confront the rumor in public, calmly, once: "This story is going around. Here are the facts. Anyone with questions can ask me to my face." Gossip lives on darkness and repetition: a public, serene denial takes away both. As the channel, the hygiene rule that puts you outside every game: **what you wouldn't say in front of the person concerned, don't say.** And when someone delivers a rumor to you, the answer that closes the fence: "And have you told them?" You'll see interesting faces.

◇

TECHNIQUE 50. THE ROOM THAT THINKS AS ONE

When dissent costs too much, everyone nods: nobody agrees.

What It Looks Like

The meeting where the wrong decision passes unanimously, and on the way out, at the coffee machine, half the team confesses they had doubts. The board where nobody has contradicted the chairman in years. The project everyone knew was doomed to fail, and nobody said so. The psychologist Irving Janis gave this monster a name while studying the decision-making disasters of American politics, above all the Bay of Pigs invasion of 1961: groupthink. A room full of intelligent people producing a decision that none of them, alone, would have made.

You don't need a manipulator, and this is the dizzying point of the technique that closes the law: the herd manipulates itself. The ingredients are enough: a cohesive group it feels good to belong to (and dissent puts belonging at risk: Technique 47), a leader who makes it clear what they want to hear, an enemy outside (Technique 45), and the feeling that it's already been decided (Technique 42). At that point each person

keeps their doubts quiet, believing they're the only one to have them, and everyone's silence becomes the proof that everyone agrees. Asch's unanimity, self-produced.

How to Use It

This technique is "used" in reverse: whoever leads a group and doesn't actively defuse it is using it, whether they want to or not, because single-minded thinking is the natural state of rooms with a boss inside. The countermeasures of serious professionals: written opinions BEFORE the discussion (you saw it in Technique 43); the leader speaks last, always; a devil's advocate appointed on rotation, with the official job of attacking the proposal (the formal assignment removes the social cost of dissent); and the final question before every important decision: "what would have to be true for this decision to turn out to be a disaster?" Whoever does none of this isn't leading a group: they're listening to their own echo with more chairs.

How to Spot It When It's Used on You

Janis's symptoms, pocket version: nobody remembers the last decision NOT made unanimously; doubts are expressed at the coffee machine and never at the table; whoever dissents gets managed ("you talk to him, calm him down") instead of listened to; and the room feels special, smarter than the world outside. If you recognize three symptoms out of four, the room is thinking with a single brain, and probably not the best one available.

The Countermove

If you're at the table and you have a doubt, remember Asch's arithmetic one last time: your dissent isn't worth one, it's worth the liberation of everyone who's staying quiet like you. The low-cost formula for saying it: "Let me play devil's advocate for two minutes," which puts you in costume and protects you. And if the group systematically punishes even this, you've learned the most important lesson of Law 5: **the problem with that room isn't today's decision. It's that you can only stay in it by nodding.** Rooms like that don't get fixed from the inside for free: you change them, or you budget for the price of the ticket.

LAW 5 IN BRIEF

The manufactured line (41), the wagon (42), staged unanimity (43), social lag (44), the common enemy (45), the tribunal (46), the freeze (47), the monkeys (48), the sown rumor (49), and the nodding room (50): ten ways numbers turn into pressure. The defense, for all of them, was measured by Asch in 1951: **every herd needs only one crack.** One dissenter, just one, and the vise goes from 33 to 5 percent. Sometimes you'll find the crack. The times that matter, the crack will be you.

Now the picture has the persona, the emotion, the need, the staircase, and the herd. What's missing is the finest mechanism of all: the one that doesn't push you and doesn't frighten you, but HOOKS you. The reward that comes, then doesn't come, then comes again, with no pattern. The slot machine, the message that gets no reply, the boss who praises you today and freezes you out tomorrow.

That is Law 6. And it begins in 1948, in the laboratory of a psychologist named Skinner, with some pigeons convinced they had discovered how to command the universe.

LAW 6. THE SURPRISE REWARD

The regular reward creates habit. The unpredictable one creates addiction.

The Pigeons That Prayed to a Machine



B.F. Skinner at Harvard, circa 1950. Source: Wikimedia Commons, CC BY 3.0 license.

1948. In the laboratory of the psychologist B.F. Skinner there are eight hungry pigeons, each in a cage with an automatic feeder. The machine is programmed in the stupidest way possible: every fifteen seconds, a bit of food. Always, no matter what. Whatever the pigeon does, the reward arrives like clockwork: no button to press, no task to perform, no link between the animal's behavior and the reward.

And yet, after a few hours, six pigeons out of eight are doing very strange things. One turns counterclockwise on the spot, two or three turns be-

tween one reward and the next. Another rhythmically thrusts its head into an upper corner of the cage. A third swings its head like a pendulum, back and forth. A fourth bows, as if greeting the feeder.

What happened? Simple: every pigeon was doing SOMETHING, by chance, at the instant the first reward arrived. That something got reinforced, so it did it again. And doing it often, it found itself doing it again when the next reward arrived, and the conviction welded shut. Each animal had built its own rain dance, its own personal ritual for commanding the machine. Which meanwhile, deaf and blind, kept doing the only thing it knew how to do: one reward every fifteen seconds.

Skinner titled the paper with the right word: superstition. The pigeon behaves, he wrote, as if a causal link existed between what it does and what it gets, when that link isn't there. And if you feel like smiling at the pigeon, hold off: have you ever worn your "lucky" jersey for the game? Repeated the exact same ritual before an interview? Rechecked your phone with the same gesture, at the same hour, hoping for the same notification?

But the real treasure of this story lies in the next step of Skinner's work, and it's the reason it opens this law. Studying how rewards shape behavior, Skinner and his team discovered the hierarchy that today holds up entire sectors of the economy: **the regular reward trains, but the UNPREDICTABLE reward chains.** The animal rewarded every time works the bare minimum, and as soon as the reward stops, it quits. The animal rewarded at random, one time yes and three times no, with no recognizable pattern, works furiously, and when the reward stops, it PERSISTS: again, and again, and again, because the next try could be the good one.

Sound familiar? It should. The slot machine is exactly this: a variable-ratio feeder, designed on the numbers from that laboratory. Nobody would sit for hours in front of a machine that pays ten dollars every ten plays: regularity can be calculated, and calculation is boring. It's the ALMOST, the MAYBE, the THIS TIME that keep the hand on the lever.

And now take away the coins and put in people. The boss who sometimes praises and sometimes freezes, with no pattern. The client who disappears and reappears. The partner who is all affection today and a wall tomorrow, and you rechecking your phone the way the pigeon rechecks its corner of the cage. The ten techniques that follow are the surprise feeder applied to human beings: the most elegant chain ever

built, because you assemble the bars yourself, one maybe at a time.

◇

TECHNIQUE 51. THE WARM SHOWER

At the start it makes you feel perfect, unique, incredible: it's the bait, not the love.

What It Looks Like

The first weeks are a movie: constant attention, messages at every hour, "I've never met anyone like you," gifts, plans, introductions. It's true in love, and it's identically true elsewhere: the new employer who courts you like a rock star, the group that welcomes you like a long-lost sibling, the client who treats you like a genius for the first month. The technical term, love bombing, doesn't come from novels: it was coined in the 1970s to describe the recruitment method of a cult, which instructed its members to flood newcomers with affection and approval. It wasn't spontaneity: it was procedure.

The warm shower has two precise functions. The first: it creates the peak, the reference point, the "how we were at the beginning" you'll spend months or years chasing. The second: it accelerates. Under a downpour of affection, the stages that would take months (trust, commitments, exclusivity, confidences) burn through in weeks, before your judgment has time to work.

How to Use It

The mechanics must be understood above all to recognize them, but they have a legitimate version worth gold: **designed welcome.** A new employee's first day, a new client's first month, anyone's entry into a world of yours: taking extraordinary care of them is Technique 5 applied to relationships, and it creates real loyalty. The difference from bombing lies in two verifiable points: the intensity is sustainable (promise only the warmth you'll maintain at month six) and it asks for no acceleration (real welcome doesn't demand exclusivity, commitments, or confidences in return, and respects your pace without rushing you).

How to Spot It When It's Used on You

Three warning lights. Speed: enormous declarations in tiny timeframes ("you're the love of my life" in the second week, "you're family" in the first month). Gentle pressure on the milestones: exclusivity, decisions, involvement requested "because what we have is special." And the most reliable: how they react to your pace. Whoever loves you waits for you; whoever is cooking you is in a hurry, because the warm shower costs, and nobody pays for it long without cashing in.

The Countermove

Enjoy the warmth and sign nothing. The six-month rule: no irreversible decisions (contracts, moving in together, investments, exclusives) during the fireworks phase, whatever it is. If it's real love, real esteem, or real interest, it will still be there when the fire turns to embers: real things improve with the test of time. And observe one thing only, the simplest: how they treat the people they no longer have to win over. The waiter, the former partner, the longtime employee. That, not the shower you're receiving, is the trailer for your future.

◇

TECHNIQUE 52. THE INTERMITTENT REWARD

The reward that comes at random keeps you at the lever like a slot machine.

What It Looks Like

The boss who praises your work every now and then, unpredictably, and otherwise silence. The important client who answers one email in four. The person who sometimes showers you with attention and sometimes ignores you, without your being able to find the pattern. And you, instead of leaving, DOUBLE DOWN: more work, more messages, more attempts. Like the pigeon. Like the slot.

This is the mother technique of the entire law, so let's fix the mechanism once and for all: the constant reward creates expectation and then habituation; the random reward creates SEARCHING. The brain is a pattern-

seeking machine, and faced with a reward without a pattern it doesn't give up: it increases its attempts, because each attempt could be the one that reveals the rule. The mathematical cruelty is that the absence of a rule IS the rule, and so the search never ends. That's why people stay for years in situations that "sometimes" work: the "sometimes" isn't the trap's flaw. It's the trap.

How to Use It

1. In the healthy version, unpredictability rewards excellence. Surprise recognition, unscheduled, given when someone does something truly remarkable, is worth ten times the routine reward: precisely because it isn't owed, isn't taken for granted, and isn't negotiable. The automatic annual bonus becomes an entitlement in six months; the surprise pizza after a week of fighting like warriors gets talked about for years.

2. Surprise in the product. The unexpected sample in the package, the birthday message that wasn't owed, the free upgrade every now and then: the customer treated with variable reinforcement checks your shop window the way the pigeon checks the feeder. The best loyalty programs in the world all have a surprise-reward component.

3. The line, sharp: randomly rewarding excellence is management; randomly alternating reward and punishment on a PERSON to keep them hooked is the textbook definition of abuse. The difference is what gets reinforced: the work, or the dependence.

How to Spot It When It's Used on You

The signal is in your behavior, not theirs: you're doing TWICE as much to get HALF. Think back to six months ago: how much did a compliment, a reply, a good moment cost you? If the price is rising and the frequency is falling, and you, instead of quitting, up the ante, you're at the lever.

The Countermove

Count, because the slot lives on the fact that nobody counts. Over one month: how many good times, how many bad, and how much did each "good time" cost you? Intermittent reinforcement survives only emo-

tional memory, which remembers the peaks; it dies in front of bookkeeping, which sees the average. And then apply the machine test: if this behavior (the random replies, the random rewards, the hot and cold) were done by a machine, would you keep putting coins in? The answer you give for the slot applies here too.

◇

TECHNIQUE 53. HOT AND COLD

The seesaw between paradise and frost: and you chasing paradise.

What It Looks Like

First the warm shower (Technique 51): you're perfect, unique, indispensable. Then, for no reason you can find, the reverse: criticism, coldness, comparisons ("the previous supplier used to do these things"), distance. And then the sun again, when you'd given up hoping. The literature on toxic relationships calls this cycle idealization and devaluation, and its power lies in the combination of the two techniques you've just read: the initial peak sets the paradise to be reconquered, the unpredictable alternation turns it into a slot machine.

The diabolical detail: the cold isn't the most dangerous part of the cycle. The most dangerous part is the RETURN of the warmth, because that's the surprise reward that reinforces everything. Every time the frost ends and "it goes back to how it was at the beginning," your brain learns the wrong lesson: that paradise still exists, that it can be regained, and that the days of frost were the price of the ticket.

How to Use It

This technique can only be taught in reverse, because the deliberate hot-cold cycle on a person is abuse, period. What needs to be understood is its legitimate cousin, which exists and confuses: **honest intermittent firmness.** The demanding boss who praises when there's something to praise and criticizes when there's something to criticize can LOOK like a seesaw, but has a structural difference: there is a pattern, and it's readable. You always know why the cold came (a mistake, a delay, a number) and you always know what brings back the warmth (work done

well). The cruelty of the toxic cycle isn't the alternation: it's the absence of a link. When in doubt, the test is this: can you predict their mood tomorrow based on what you do today? If yes, it's firmness. If no, it's the technique.

How to Spot It When It's Used on You

Three symptoms in order of severity. One: you walk on eggshells, monitoring the other person's mood like a weather report. Two: you catch yourself working to REGAIN a state ("get back to how it was") instead of to build something. Three, the definitive one: you tell the good episodes as evidence ("but you see, when they want to, they can be wonderful"). When the peaks become the arguments of the defense, the slot has won.

The Countermove

Move the measure from the peaks to the average, in writing: how has it been, day by day, over the last month? The cycle defends itself with its best moments; it's judged by its average temperature. And then the question that breaks the spell, to be asked once and honestly: **did "how it was at the beginning" ever exist, or was it Technique 51?** The paradise you're chasing might be the trailer for a movie that was never shot. Healthy relationships, professional or personal, don't have a golden age to reconquer: they have a decent present, almost every day. It's less cinematic. That's the point.

◇

TECHNIQUE 54. BREADCRUMBS

A little text every now and then, never a whole meal: just enough to keep you from leaving.

What It Looks Like

The "how are you? :)" every two weeks, from someone who's never there when it counts. The client who neither signs nor closes: "let's touch base next month." The employer who keeps postponing the promised hire, one encouraging interview at a time. The contact who

keeps the flame alive with the bare minimum of firewood. Modern slang has coined a perfect term for the romantic version, and it's the one we use here too: breadcrumbing. Never a meal, never complete hunger: the exact dose of attention needed to stop you from leaving.

It's intermittent reinforcement (Technique 52) in a very low-cost version: crumbs cost the baker nothing, and they buy months of waiting from you. And the accounting cruelty is all here: whoever keeps you on crumbs isn't investing in you. They're PARKING you, as a free option, while they invest elsewhere.

How to Use It

The mechanics in the service of defense, plus an honest professional version. The mechanics: the perfect crumb is warm but noncommittal ("I was thinking about you!", "we absolutely have to get together") and always arrives when you're about to let go: whoever sows crumbs has a radar for your detachment, because your detachment would close their option. The honest version is called keeping in touch, and it has a verifiable difference: sincere sporadic contact withstands a counterproposal. Reply to "we have to get together!" with "gladly: Thursday at 6?" and observe: whoever was keeping in touch sets a date; whoever was sowing crumbs hedges ("I'll let you know") and reappears three weeks later with another crumb.

How to Spot It When It's Used on You

Take stock of the meals: over the last six months, how many crumbs and how many facts? Sweet messages versus real meetings, "let's touch base" versus signatures, promises versus dates on the calendar. If the relationship lives entirely on previews, it isn't a relationship: it's a waiting list, and you don't even know your number.

The Countermove

Turn every crumb into a fork: always reply with a concrete, dated, small proposal. "Let's talk soon" becomes "I'll call you Tuesday at 3, does that work?" "We need to discuss this again" becomes "perfect: can you send me the draft by Friday?" The crumb sower is allergic to the calendar: two or three refused forks and you have your answer, without drama

and without trials. At that point, the final move is freedom: free options get closed. Not with a scene: you simply stop being available at zero cost. You'll see something instructive: some bakers, having lost the free option, come back with a real meal. The others disappear, and they've just told you what you were worth in their bakery.

◇

TECHNIQUE 55. THE HOOVER

They disappear, forget you, and just as you're breaking free, they suck you back in.

What It Looks Like

You left, or you were about to. Weeks have passed, you were starting to breathe again. And right on schedule it arrives: the "I've missed you" message, the lost client who "has had second thoughts," the former partner who "has understood their mistakes," the old boss with "an offer you can't refuse." The jargon of toxic relationships named it after a brand of vacuum cleaner: hoovering. Here we'll simply call it the hoover. And the timing is never a coincidence: the pull comes when your detachment is becoming final, because it's the final detachment that closes the feeder forever.

The hoover is the slot machine's coup de théâtre: just as you get up from the machine, the machine pays out. And it's the most dangerous technique in the law, because it lands on a weakened target: nostalgia has already edited the memories (the peaks, never the average: Technique 53), and the pull looks like proof that "this time it's different."

How to Use It

Here there is only one legitimate version, and the distinction is vital: **coming back is allowed, hoovering is not.** People really do change, clients really do reconsider, relationships really do get repaired. The honest return is recognized by three marks: it names the facts (what happened, what they got wrong, specifically: not "I've understood so many things" but "I did this and this to you"), it accepts new conditions (whoever comes back for real accepts that the relationship restarts on

different rules, written if necessary), and it withstands time (it doesn't demand an answer tonight: "now or never" applied to a return is Technique 20 stitched onto 55, and it counts as a confession).

How to Spot It When It's Used on You

Look at the timing and the content. Timing: does the pull arrive, what a coincidence, when you're doing better, when there's someone else, when your new life is showing? The baker's radar (Technique 54) works here too. Content: is the message full of emotion and empty of facts? "I miss you" without "you were right about X" is their nostalgia, not their change. And the definitive tell: what happens if you answer calmly and with conditions? The real return sits down at the table. The hoover takes offense: it wanted the suction, not the table.

The Countermove

Rule number one: the decision about a return is made with TODAY's criteria, not yesterday's memories. Before answering, write down why you left: the list of facts, not emotions. The pull bets on your selective memory; the sheet of paper has no selective memory. Rule number two: any return happens on new, verifiable conditions, with a declared trial period. Whoever has really changed accepts them with relief: the conditions give them a way to prove it. Whoever only wanted to reopen the feeder refuses them with the eternal argument: "if you love me / respect me / trust me, there's no need for conditions." There is. That's exactly why they refused them.

◇

TECHNIQUE 56. THE PROMISE ABOUT THE FUTURE

The wedding, the trip, the turning point: always announced, never on the calendar.

What It Looks Like

"Next year I'll make you a partner." "As soon as I close this project, we'll move to a new place." "A few more months like this, then I'll give you a

raise." The bright future, described in detail, with dates that always slip by six months. It's the technique of paying with tomorrow: the promise costs zero today and buys your entire present, because you, in exchange for that future, are giving NOW: work, patience, loyalty, sacrifices.

The promise about the future is the surprise reward brought to perfection: it's no longer even necessary to give the reward, it's enough to ANNOUNCE it. And the announcement, unlike the reward, is infinite: it can be renewed forever, because the future never ends. Relationship jargon calls it future faking; in employment contracts it has no name, but it has enormous revenues.

How to Use It

1. The honest version exists and is called a plan. Promising the future is legitimate, and sometimes necessary: no young company and no ambitious project can pay for everything today. The difference between the plan and the fake lies in three elements: the date ("by March," not "soon"), the condition ("if we reach X," not "when the time is right"), and the written consequence (what happens if the date passes). A future with these three elements is a contract; without them, it's bait.

2. The vivid future binds more than the vague one. Whoever promises professionally describes in detail: the desk you'll have, the title, the house, the trip. The brain treats the detailed future as an advance on reality (you saw it in Technique 32: the car already imagined), and whoever has "already seen" the reward struggles twice as hard to give it up.

3. Renewal before expiration. The expert faker never lets the promise expire in silence: shortly before the date, the update arrives with the new reason and the new date. A promise renewed in advance never looks betrayed: it looks alive.

How to Spot It When It's Used on You

Simple bookkeeping: how many of this person's promises, over the years, have LANDED? Not renewed, not explained: landed. And watch the reaction to a request for precision: ask for the date, the condition, the signature. The planner gives them to you, relieved. The faker takes offense: "don't you trust me?" The request for trust in place of a date IS the answer.

The Countermove

Sell your present only in exchange for a future WITH a date, a condition, and a signature. For everything else, the clearance-sale rule: promises without dates are worth zero in the price, enjoyable if they arrive, never payable in advance. And you set the deadline the faker will never set: "Perfect: if it hasn't happened by June, I'll take note and make other arrangements." Said once, calmly, and KEPT. The first deadline you enforce changes forever the price list of the promises that will be made to you.

◇

TECHNIQUE 57. COIN-OPERATED AFFECTION

The love is there only when you do the right thing: it's a vending machine, not a bond.

What It Looks Like

The warmth when you bring results, the frost when you slip up. The pride on display when you win, the embarrassment when you disappoint. The parent who "loves you so much" when you get straight A's, the boss who respects you when you bring in revenue, the group that celebrates you as long as you're brilliant. Psychology calls it conditional regard, and parenting studies have documented it well: children raised with affection tied to results do learn to produce results, but they develop a coin-operated self-esteem, which holds only as long as the machine pays, and a relationship with the parent made of performance, not trust.

In this law's toolbox, coin-operated affection is intermittent reinforcement with a VISIBLE pattern: here the link exists, and that's precisely the problem. The message that gets through isn't "this behavior needs correcting" but "YOU are worth something only when." And whoever has learned that works a lifetime for a vending machine, calling it love.

How to Use It

The distinction to handle, because here it's subtle: **making REWARDS conditional is healthy, making the PERSON conditional is not.** The bonus tied to results, professional esteem earned in the field, trust built on facts: all legitimate, indeed necessary: it's called meritocracy, and it's the opposite of manipulation because the pattern is declared and concerns performance. The toxic technique kicks in when what varies with the result isn't the reward but the WARMTH: the greeting, the attention, the respect, the belonging. The healthy boss says "this work isn't good enough, do it again" with the same respect as always; the vending machine withholds your good morning until you go back to producing. The operating rule for whoever leads people: hardness on performance, constancy on respect. Never the reverse.

How to Spot It When It's Used on You

The symptom is anxious performance: you don't work to build, you work so as not to lose the warmth. And the test is to ask yourself what happens to the relationship in your worst moments: real esteem shows when you fail. Whoever is there only on your days of victory isn't a bond: they're a fan, and fans change teams.

The Countermove

First, the internal decoupling: learn to separate the judgment on your performance (which can legitimately be negative: you made a mistake, it happens, it gets fixed) from the judgment on you (which was never in question, and whoever puts it in question at every mistake is using the technique). The sentence to say to yourself in the mirror on bad days: "the work was wrong, I'm not." Second, the portfolio of sources: never depend on a single vending machine for your self-esteem, whether it's a boss, a partner, or an audience (it's the two-channel rule, for the third time: it applies to money, to advice, and above all to personal worth). Whoever has multiple sources of worth can't be blackmailed with the freeze, and paradoxically works better: anxious performance is the worst kind of performance.

TECHNIQUE 58. TIME AS REWARD AND PUNISHMENT

Presence and absence doled out as rewards.

What It Looks Like

The boss who "finds five minutes" only for those in favor. The important professional who makes you wait three weeks, and then "manages to squeeze you in tomorrow" when they need you. The partner who punishes with silent evenings and rewards with Sunday together. The currency of this technique is the most democratic there is, twenty-four hours apiece for everyone, and that's exactly why it works: time can't be printed, so whoever grants it to you is giving you the one thing they can't pretend to have in abundance. Or so it seems.

Because the trick is all there: time GRANTED has become a language, and whoever knows how to speak it doles it out like the feeder's rewards: waiting as punishment, an audience as an honor, sudden availability as a warm shower. "I always have time for you" and "I've got an opening in November" are the two levers of the same slot.

How to Use It

1. Your time, priced openly. The clean version: time IS truly your scarcest resource, and rationing it is legitimate, if the criterion is visible. "I do consultations on Tuesdays," "I answer emails twice a day," "this project deserves half a day a week": time governed by declared rules is professionalism. Time doled out on a whim, to train people, is the technique.

2. Waiting communicates value, use it honestly. It's a fact: what's obtained immediately is valued little, and the professional with a full calendar is valued for the calendar too. But the scarcity of your time must be REAL (Technique 20, identical rule): performed waiting, when discovered, downgrades you twice over.

3. Full presence as a rare reward. In the age of half-attention, an hour of total presence, phone off, eyes on you, has become the most appreciated gift there is. Whoever grants it rarely and grants it whole leaves a mark.

How to Spot It When It's Used on You

Track the waits: how long do YOU wait to get them, and how long do THEY wait to get you? If the relationship is chronically asymmetrical, and above all if the wait imposed on you VARIES with your behavior (docile = quick audience, critical = full calendar), the calendar has become a leash. The test is the same as in Technique 53: can you predict their timing based on readable criteria, or only on how good you've been?

The Countermove

Stop buying in their currency. Waiting hurts only as long as you interpret it as a measure of your worth: reinterpret it as information about how they manage people, and the punishment deflates into a data point. Operationally: fill the waits (your life doesn't go on pause while they dole out), set your own deadlines ("I need an answer by Friday, then I'll proceed differently": Technique 56, same medicine), and above all even up the price list: your time acquires the price you give it. Whoever discovers that YOU too have a calendar, and that access to you is no longer free and unlimited, recalculates fast. Time rationers respect only one category of people: those with a calendar as full as their own.

◇

TECHNIQUE 59. THE SOCIAL SCRATCH-OFF

The notification, the like, the maybe: the same slot machine, in your pocket.

What It Looks Like

You check your phone. Nothing. You check it again three minutes later. A like. You check again. Nothing. A message! You check again. The gesture of pulling down to refresh, that movement you make dozens of times a day, is physically identical to pulling the lever of a slot machine: and not by accident. The designers in Silicon Valley themselves have admitted it publicly, and some have even repented: the apps are built on Skinner's variable reinforcement. The reward (the notification, the like, the interesting content) arrives at unpredictable intervals, and

the unpredictability, as you know from Technique 52, isn't a flaw in the system: it's the engine.

This technique is in the book for two reasons. The first: the phone is the gym where intermittent reinforcement trains you every day, and whoever is trained on the slot in their pocket is more vulnerable to all the human slots of the previous techniques. The second: the mechanism is used, and how, on a small scale too.

How to Use It

1. The unpredictable reply hooks more than the punctual one. An uncomfortable fact, but a fact: whoever always replies immediately becomes a faucet, taken for granted and invisible; whoever replies at variable intervals keeps attention high. The honest version isn't performing unreachability: it's NOT being a faucet, for real: having reply windows instead of perpetual availability makes you more present when you're there, and more respected when you're not.

2. Surprise content beats the schedule. For those who publish and sell: regularity builds habit (and it's needed), but it's the off-schedule surprise, the unexpected announcement, the surprise gift, that generates compulsive checking of your channel. The brands people "check" all have a scratch-card component.

3. Knowing when NOT to use the lever. With clients, colleagues, and loved ones, strategic unpredictability has a trust cost. The professional is recognized because with the public they use surprise and with their own people they use the most anti-manipulative word there is: punctuality.

How to Spot It When It's Used on You

On the phone, the count is quick: how many times a day do you pull the lever, and how many times does something come out that was worth the gesture? On people: is there someone whose reply you check with the same compulsion? That person, knowingly or not, is keeping you on variable reinforcement: reread Techniques 52 and 54 with their name in mind.

THE COUNTERMOVE

Against the silicon slot: remove the variability, which is the engine. Notifications off and phone checks at set TIMES, not on impulse: a reward you check on a fixed schedule goes back to being information, exactly as the pigeon rewarded at regular intervals stops dancing. Against human slots: the same medicine: move the relationships that matter onto appointments and declared reply rules, and observe who adapts gladly and who instead needs you to stay at the lever. The second category is telling you what your compulsion was for.

◇

TECHNIQUE 60. GOING OUT WITH A BANG

How it ends is what counts: a grand finale rewrites everything that came before.

WHAT IT LOOKS LIKE

The mediocre supplier who outdoes themselves on the last delivery, and is remembered as reliable. The rainy vacation with two splendid final days, described for years as "wonderful." The difficult interview closed with ten brilliant minutes. Human memory doesn't take averages: it edits. And the edit, as studies on the memory of experiences have shown, keeps two scenes above all others: the peak moment (the most intense, good or bad) and the ENDING. The rest fades. The most famous experiment is almost cruel: patients undergoing a painful medical procedure remembered the longer version as LESS painful, if the last minutes were gentler. More total pain, better memory: because the ending was better.

For Law 6 this technique is the keystone: it explains why the hot-cold cycle (53) and the hoover (55) work. You don't remember the average of the relationship: you remember the peak (the warm shower) and the last scene. Whoever controls the ending controls the memory, and whoever controls the memory controls the next decision.

How to Use It

1. Design last impressions the way you design first ones. Technique 5 had you take care of the entrance; this one has you take care of the exit. The last day of a project, the last email of a collaboration, the last five minutes of a meeting, the way you say goodbye to a client who did NOT buy: these are the scenes that will be remembered. The mediocre professional lets go at the end ("it's over anyway"); the one who understands this technique invests twice as much there, because the ending is advertising for the next beginning.

2. Always close with a small peak. The unexpected gift at delivery, the brilliant recap at the end of a meeting, the personal note in the last message: a single detail above expectations, placed at the end, raises the memory of the entire experience.

3. Break up the negative, join the positive. Again from the memory lab: negative experiences yield less, in memory, if interrupted and closed quickly; positive ones yield more if the ending is a crescendo. Bad news all at once and early; good news, staggered toward the grand finale.

How to Spot It When It's Used on You

Distrust grand finales, for the same reason you distrust warm showers: whoever treated you badly for months and sends you off with a big scene is writing the memory with which you'll decide next time (the hoover of Technique 55 always begins with a fine ending placed with skill). When you have to decide whether to trust again, don't ask yourself "how did it end?": ask yourself "how was it, on average, from the second month on?" Technique 53 gave you the record; use it against the editing.

The Countermove

Against your own brain, which is the manipulator in this technique: keep written records (contemporaneous, not reconstructed) for all the relationships and suppliers that matter: three lines per episode, evenhanded, no poetry. At decision time, read the record BEFORE consulting the memory: the record has the average, the memory has only the trailer. And when you're the one closing something, a job, a contract, even a relationship that ended badly, remember that you're writing the last scene for yourself too: closing with dignity isn't just

about style. It's hygiene for your future memory.

◇

LAW 6 IN BRIEF

The warm shower (51), the random reward (52), the seesaw (53), the breadcrumbs (54), the hoover (55), the promised future (56), coin-operated affection (57), rationed time (58), the slot in your pocket (59), and the grand finale (60): ten faces of the same feeder. The defense, for all of them, is bookkeeping against editing: **count the average, not the peaks; the facts that landed, not the promises; the record, not the memory.** The pigeon can't keep a notebook. You can, and it's the only real advantage you have over the machine.

The finest bars of all remain. Because so far every technique took one thing for granted: that you, at least, knew what was happening. The last law takes that away too. It doesn't convince you, doesn't frighten you, and doesn't reward you: it changes the world around you, one detail at a time, until you're no longer sure of anything. Not even your memories. Not even your eyes.

That is Law 7, the cage. And it takes its name from a 1944 film: a husband, a wife, and the gas lights of the house dimming on their own. Or so it seems to her.

LAW 7. REWRITTEN REALITY

Whoever controls the information you receive controls the conclusions you believe are yours.

THE LIGHTS THAT DIMMED ON THEIR OWN



Ingrid Bergman in a still from the trailer of Gaslight *(1944). Source: Wikimedia Commons, public domain.*

Victorian London, in an American film from 1944.

Paula is young, in love, and newly married. Her husband Gregory is charming, attentive, perfect: a consistent persona, you'd say, now that you've read Law 1. They move into the house of her aunt, a famous singer, murdered years earlier in a crime never solved. And there, little by little, something starts happening to Paula.

She loses things. A brooch her husband had entrusted to her vanishes from her bag. A painting moves from the wall, and everyone in the house swears they never touched it. She hears footsteps in the attic, in the evening. And above all: she sees the gas lights of the house dim on their own, every evening, without anyone having touched anything.

She tells her husband. And her husband, sweet, patient, worried, explains to her that it isn't true. The lights are normal. The footsteps don't exist. She's the one losing the objects, hiding them, and then forgetting: just like her mother, after all, who died in an asylum. Paula didn't know that. Gregory swears it's true. And he swears it with so much love.

One detail at a time, Paula stops trusting the only witness she has: herself. She no longer goes out, no longer sees anyone (the tap of relationships shut off, straight from the manual), and reaches the point where she can no longer tell what she saw and what she imagined. She's almost ready for the asylum, which is exactly the destination the plan calls for.

Because here's the point, and it's the point that turned this film into a dictionary word: **Paula was right about everything.** The lights REALLY were dimming: it was Gregory in the attic, switching on the lamps upstairs to search for the aunt's jewels, lowering the gas pressure throughout the house. The footsteps were his. He was the one moving the objects. Gregory was the aunt's murderer, back to collect the jewels, and Paula's madness was his passport: a wife committed, a house all to himself.

Paula's senses were working perfectly. What was attacked wasn't her eyes: it was her TRUST in her eyes. This is Law 7, and it's the last because it's the deepest: it doesn't change your mind, it changes the instrument with which you form your ideas. The first six laws play against you; the seventh convinces you that the referee has gone mad, and the referee is you.

The film won Ingrid Bergman an Oscar, and its title, *Gaslight*, became the technical name for this torture: gaslighting. But the scene to take away is the last one. When the husband is finally unmasked and tied to a chair, he asks Paula to free him, counting one last time on her love. And Paula, for the first time in the film, uses his own game: she truly performs the madness that was stitched onto her. "I'm looking for the knife, but you know, I always lose things... I'm mad, aren't I? You told me so yourself." She leaves him there, and calls the police.

Recognize, turn around, get what you want. Paula, in the end, had read our book. The ten techniques that follow are the bricks of Gregory's cage: learn to see them, and nobody will ever again build walls inside your head.

◇

TECHNIQUE 61. "IT NEVER HAPPENED"

Denying the evidence until you're the one who feels crazy.

What It Looks Like

"I never said that." "You're making it all up." "It happened the other way around, as usual you're remembering wrong." This isn't just any lie: a normal lie lies about the facts, this one lies about YOUR ability to record them. Said once, it's brazen. Repeated with constancy, calmly, perhaps with affectionate concern ("I worry about you, lately you've been mixing things up"), it becomes demolition work: it strikes the one instrument with which you could defend yourself against every other technique in the book: trust in your own perception.

It works for a structural reason: human memory really is fallible, and each of us knows it about ourselves. The manipulator doesn't have to convince you that you remember wrong: they only have to water a doubt you already have. And they have an ally in the house: your reasonableness. Honest people, faced with two versions, consider that they might be wrong. The gaslighter never does: and paradoxically their absolute certainty, repeated, ends up weighing more than your honest hesitation.

How to Use It

There is no legitimate version of denying another person's perception, so this technique teaches only the mechanism, which must be known the way one knows a poison. Its ingredients: constancy (occasional denial is an argument, systematic denial is a method), asymmetry of certainty (them granite, you invited to doubt), isolation (it works only if there are no witnesses or records: Gregory shut up the house BEFORE starting with the lights), and the caring disguise (demolition presented as care: "I'm telling you for your own good").

How to Spot It When It's Used on You

The symptom is new in your life and has a single direction: **you doubt your memory ONLY with this person.** With everyone else you remember normally; with them, who knows why, you "always mix things up." Memory doesn't work that way: it doesn't break down for a single interlocutor. If your recorder misfires exclusively in one room, the problem isn't the recorder. And there's the signal of reversed apologies: you come out of arguments apologizing, without quite remembering what for.

The Countermove

Records, immediately and without shame. Written messages instead of phone calls, recap emails after decisions ("as agreed today: X, Y, Z"), a private diary of facts: the whole of Law 7 dies in front of an archive, because its raw material is word against word. Note well: with healthy people records will never be needed, and will never offend; whoever takes offense at a recap email is telling you the fog was useful to them. And if the doubt is already inside: bring concrete episodes to a third person, outside the circle, and ask them the simplest thing in the world: "Does this seem normal to you?" Paula is saved when someone finally enters the house and tells her: the lights really did dim, I saw them too. Sometimes sanity is a single person who confirms.

◇

TECHNIQUE 62. THE REWRITTEN STORY

The past changes version every time it's needed.

What It Looks Like

The argument from six months ago that today is told backward, with you in the role of the aggressor. The promise "that was never a promise, it was a hypothesis." The failed project that in the new version was "your idea from the start." Unlike Technique 61, which denies the facts wholesale, this one REWRITES them: the events remain, but they change sign, author, meaning. It's restoration work: the canvas is the same, the colors aren't.

And it has a formidable accomplice: your own memory. Studies on human memory, starting with Elizabeth Loftus's work on eyewitness testimony, have demonstrated something uncomfortable: memory isn't an archive, it's a RECONSTRUCTION, and every time you recall an episode you rewrite it a little, incorporating details suggested from outside. In the laboratory, vivid memories of events that never happened can be implanted in adults. The professional revisionist doesn't fight your memory: they collaborate with its plasticity, one steered recollection at a time.

How to Use It

The mechanics, to recognize them: the revisionist works by repetition and by detail. They tell the new version often, with confidence, with concrete particulars (Technique 8: detail makes it true), and never as a correction ("you're remembering wrong") but as an obvious fact ("like when you insisted on that supplier at all costs..."): and the fact that they were the one who wanted it has already vanished into the subordinate clause). The legitimate version of this technique is only one, and it's called interpreting: on the MEANINGS of the past, readings can legitimately diverge ("to me that project was a success anyway"). On the FACTS, no: dates, words spoken, decisions made, who did what. The line is sharp: interpreting is dialogue, rewriting the facts is the technique.

How to Spot It When It's Used on You

The signal is drift: the version of events changes OVER TIME, and always in the direction that serves them today. The true story is stable, it grows richer but doesn't flip over; the rewritten one gets seasonal updates, like price lists. And do the interest test: in every new version, what role do they play? If every revision promotes them and demotes you, you aren't watching memories mature: you're watching bookkeeping.

The Countermove

Same medicine as Technique 61, with one addition: CONTEMPORANEOUS records beat recollection. The value of the recap email written the same day isn't legal, it's neurological: it's the only version of the past that

has undergone no revisions, neither theirs nor yours. When the discussion becomes "how things went," don't duel from memory: "hold on, let's find the messages from that day." The revisionist, faced with the archive, has instructive reactions: they minimize ("what nitpicking"), change the subject, or suddenly discover that "that's not the point." The point was exactly that.

◇

TECHNIQUE 63. ONE-WAY MEMORY

They remember every mistake of yours, forget every wrong of theirs.

What It Looks Like

Your lateness from 2019 is still on active duty, cited at every opportunity. Theirs, from yesterday, "come on, don't start with the same old things." This person's archive has two departments: yours, floodlit, cataloged, always open; theirs, in perpetual inventory, closed to the public. It isn't forgetfulness: real forgetfulness is democratic, it forgets a bit of everything. This one forgets according to a criterion, and the criterion is you.

One-way memory is the logistics of Law 7: it supplies ammunition to the other techniques. Blame that changes hands (69) needs your file always up to date; the rewritten story (62) needs the facts inconvenient to them to have already evaporated. And meanwhile it produces a deadly accounting effect: in the relationship, the permanent debtor is you, because they keep the ledger.

How to Use It

The mechanics to recognize: the one-way archivist almost never lies about individual facts (your lateness in 2019 is real), they lie through SELECTION. It's the Texas sharpshooter of Technique 28 applied to biography: out of a thousand episodes, only the holes that draw the right target are shown. And the legitimate version, by contrast: keeping a record of the RECURRING problems in a professional relationship (a supplier's systematic delays, documented) is management, not manipulation, on two conditions: the archive is symmetrical (it applies to both

parties) and declared (everyone knows delays are being tracked). The secret, one-sided archive, pulled out only at strategic moments, is the technique.

How to Spot It When It's Used on You

Do the inventory test: try citing, in a discussion, a documented mistake of theirs comparable to yours. Watch the reaction: "that has nothing to do with it," "that was different," "but you…," and in three moves you're back to your file. If every road in the archive leads to you, the archive has only one shelf. And the internal symptom: in this relationship you feel perpetually in the wrong, but if someone asked you to list the REAL wrongs, you'd struggle to fill a page.

The Countermove

Balance the archive, without resentment but without discounts. First: when your mistake from 2019 comes back onto the field, the answer that closes it: "True, and it was acknowledged and closed. If we reopen it, we reopen the whole period: shall we talk about X and Y too?" Said once, calmly, it changes the cost of the move: the archivist cites the past only as long as the past is their territory. Second, deeper: refuse the role of permanent debtor. Mistakes acknowledged and repaired EXPIRE: that's the difference between memory and a leash. Whoever lets nothing expire isn't remembering: they're arming. And to whoever lives off a one-sided archive, the question that puts the world back on its axis: "Can you tell me one thing I've done WELL in all these years?" The silence that follows, sometimes, is worth a liberation.

◇

TECHNIQUE 64. THE INFORMATION TAP

They decide what you know, when you know it, from whom you know it.

What It Looks Like

The boss who keeps staff in sealed compartments: each one knows a piece, only they know the whole design. The business partner for whom "I'm the one who talks to the bank." The partner who filters the family news. The guru who advises against "sources that confuse." Whoever controls the flow doesn't need to lie to you: they only need to choose what arrives, when, and from whom. The wrong conclusions you'll draw on your own, and they'll seem yours: it's the law's statement in pure form.

The extreme version you know from the founding story: Gregory shutting Paula in the house BEFORE tampering with the lights: without outside comparison, any absurdity becomes the normality of the room. And the group version was perfected by cults: the outside world described as hostile or deceitful, alternative sources discredited in advance ("the newspapers lie, your family doesn't understand"), until the only tap of reality is the group itself.

How to Use It

1. Information is power only where there's a gap. The professional and ancient version: in every negotiation, whoever knows more wins, and nobody is obliged to close the gap to their own detriment. Preparing more than the other side, knowing their reservation price without revealing yours: trade, not manipulation.

2. Declared compartmentalization is management. "Only managers see this data": legitimate, if the rule is known and the same for everyone. The line runs between declared confidentiality and hidden filtering: the first is a closed door everyone can see, the second is a door painted on the wall.

3. Discrediting the source before the message is the telltale move. Whoever prepares you in advance not to believe someone ("you'll hear rumors about me: it's envy") is installing a filter BEFORE the information arrives. Record it: it's one of the few techniques that announces itself.

How to Spot It When It's Used on You

The inventory of taps: for the important things in your life or your work (the money, the decisions, the relationships that matter), from how many INDEPENDENT sources do you come to know things? If the answer is "one," that source is a tap, and you drink what comes through. And the reaction test: what happens when you try to open one more channel: talk directly to the bank, hear the other side, read the original document? The honest manager says "of course." The tap keeper takes offense: "don't you trust me?" Trust, once again, invoked in place of access.

The Countermove

The two-channel rule, for the last time, in its final form: **for every piece of information you depend on, a second independent channel. Always.** The company's numbers seen at the source, not just reported; the second professional's opinion; the direct phone call to whoever "said that thing about you" (the monkeys of Technique 48 all die this way). It isn't distrust: it's information architecture, and whoever cares about you doesn't fear it. And when someone defines EVERY source but themselves as unreliable, the conclusion is inescapable and should be drawn fast: you don't have a reliable source in front of you. You have a tap that wants to remain the only one, and now you also know why.

◇

TECHNIQUE 65. REPETITION THAT BECOMES TRUTH

Repeat it enough and it becomes true: the brain mistakes the familiar for the certain.

What It Looks Like

"You're always so disorganized." "That's how we've always done it here." "Everyone knows that neighborhood is dangerous." The sentence heard a hundred times that at some point you stop examining: not because it's been proven, but because by now it's FURNITURE. Experimental psychology has measured it since the 1970s and called it the illusory truth effect: with identical content, statements already

heard are judged truer than new ones. The mechanism is almost banal: the brain also judges truth by the FLUENCY with which it processes a sentence, and repetition makes things fluent. Familiar and true, for the fast mind, are almost synonyms.

The most uncomfortable detail of the studies: the effect works even when you KNOW the source is unreliable, and even on statements that, questioned cold, you'd recognize as false. Repetition doesn't convince your reason: it bypasses it, depositing the sentence directly in the warehouse of obvious things.

How to Use It

1. The message is repeated, identical, past the point of boredom. The rule of advertisers in every era: when YOU are tired of repeating your message, the audience is just starting to hear it. The slogan, the positioning, the key sentence of a negotiation: you choose them once and repeat them endlessly, with the same words, because it's identical repetition that builds fluency.

2. Spaced repetition beats concentrated repetition. Ten exposures over ten days are worth more than ten in an hour: every return of the message after a pause welds it a little deeper (Technique 3, the familiar face, worked exactly this way: same law, different material).

3. Repeated labels become identity. Beware of the domestic version, the subtlest: "you're always like this," said a hundred times, no longer describes a behavior: it PRESCRIBES it. Families and companies are full of people who have been acting out for years the label that was repeated to them. Whoever assigns the labels in your room is writing the characters of the play.

How to Spot It When It's Used on You

The evidence test: take one of the "truths" circulating about you, your family, your work ("you're just not cut out for it," "that market is dead," "that's how it works here") and ask yourself in cold blood: what EVIDENCE have I ever seen? Often the answer is: none, I've just heard it many times. That isn't knowledge: it's buildup.

The Countermove

Against other people's buildup: the hygienic question, to be used without aggression: "We always say this: but how do we know it, exactly?" It reopens for examination what repetition had closed, and sometimes you discover that the family truth rested on nothing. Against labels: reject them on the merits, immediately, every time: "always disorganized: two episodes in a year. Shall we count?" The label lives on uncontested repetition: every specific contestation scrapes a little off. And for your own use: the sentences you repeat to yourself are the most powerful repetition of all, because the source is you and you trust it. Choose carefully what you tell yourself a hundred times: the warehouse of obvious things doesn't distinguish between suppliers.

◇

TECHNIQUE 66. WORD SALAD

The speech that goes around in circles until you give up from exhaustion.

What It Looks Like

You ask a simple question ("why didn't you warn me?") and the flood begins: premises, digressions, side accusations, 2019, their childhood, a wrong your cousin did, two true concepts mixed with three insinuations, and after twenty minutes not only do you not have the answer: you no longer remember the question. Clinical jargon calls it word salad; its tactical purpose has a simpler name: exhaustion. It doesn't have to convince you: it has to wear you out, because the exhausted interlocutor signs any armistice just to get out of the room.

And there's a strategic version on an industrial scale, which analysts have christened the firehose of falsehood: flooding the field with statements that are many, fast, and incoherent, without even caring whether they're believable, because dismantling them costs a hundred times more than producing them. The honest debunker is emptying a flood with a teaspoon: while you dismantle the first sentence, ten more have arrived. It applies in public debates and it applies, in miniature, in the meeting with the colleague who buries you in bad-faith objections.

How to Use It

To be studied for defense only, plus the one legitimate variant. The mechanism: the salad works because you, in good faith, try to answer EVERYTHING, and each of your answers opens three new fronts: the game is won by whoever produces fronts, not by whoever closes them. Performed complexity (Technique 6: jargon, here in flood version) also acts as bait for your vanity: proving you can answer everything is exactly the trap. The legitimate variant: REAL complexity exists, and some honest answers are long. The difference shows in the summary test: someone who is complex in good faith, if you ask "can you give it to me in one sentence?", tries, and almost always succeeds. The salad maker can't: the summary is their kryptonite, because a single sentence can be checked.

How to Spot It When It's Used on You

The signal is physical: you leave conversations with this person TIRED, confused, and without remembering what was decided. And the minutes test: try, at the end of a discussion, to summarize what you said to each other. If you never can, it isn't a dialogue: it's a technique for occupying the field.

The Countermove

The discipline of the single question, which is the anti-salad: ask ONE question, clear, and when the flood starts, let it finish and repeat it, identical, calmly: "Okay. But the question was: why didn't you warn me?" Two, three times if needed, without picking up any of the side baits (every bait picked up is an open front). The serene repetition of the same question is unbearable for the salad maker, because it forces the flood to pass through a single tap. In writing, even better: numbered questions ("three points: 1, 2, 3") make visible to everyone which ones went unanswered. And against the public flood, the rule of experienced debunkers: don't chase every drop: pick the central statement, dismantle that one, documented and alone, and let the inability to answer ON THAT ONE speak for all the rest.

TECHNIQUE 67. THE FLOOD

Too much information all at once: drowned, you sign.

What It Looks Like

The forty-page contract handed over "to be signed today." The terms and conditions in six-point type. The presentation with ninety slides and the three numbers that matter hidden on the seventy-second. The onboarding with eight documents, six passwords, and four procedures, and in the middle, quick as a flash, the clause that counts. If word salad (66) drowns the conversation, the flood drowns the DOCUMENTS: the technique bets on the statistically rock-solid fact that beyond a certain threshold of complexity you stop reading and start trusting.

And it's a bet that's almost always won, because overload produces the paradoxical effect salespeople know very well: too much information generates LESS scrutiny, not more. The client buried in data doesn't become suspicious: they become dependent, and ask "you tell me what I have to sign." Which was the point.

How to Use It

1. Simplicity is a weapon, use it in reverse. The honest version of this technique is its negation: whoever wants to be chosen WITH awareness simplifies: the one-page summary, the three numbers that matter in bold, "the important clauses are these two, read them carefully." Aggressive transparency is rare, and that's exactly why it sells: in a market of floods, whoever hands you the umbrella gets remembered.

2. The summary is power. Whoever writes the recap decides what's important: it's the documentary version of the tap (64). Offering to "do the summary for everyone," in a company, is one of the most underrated power grabs there is.

3. Real complexity should be packaged, not displayed. If your product IS complex, the temptation to show all the complexity (for authority: Technique 6) must be rationed: the drowned client buys once and doesn't come back. The professional packages: complexity inside, sim-

ple handle outside.

How to Spot It When It's Used on You

The telltale pair is **volume + hurry**: lots of material AND little time. Either one, alone, can be normal; together, almost never: the long document delivered at the last moment is long ON PURPOSE and late ON PURPOSE. And the simple-question test: ask "where does it say how much I pay in total, and how I get out of the contract?" Those are the two pieces of information every honest document makes findable in a minute. Time it.

The Countermove

Three rules to frame on the wall. One: **reading time is decided by the length of the document, not by the hurry of whoever hands it to you.** "It's forty pages: I'll read them and we'll talk Thursday" is a complete sentence, and the reaction it provokes is a diagnostic test (Technique 20, identical medicine). Two: the two golden questions, always and first: how much do I pay in total, how do I get out. If the answers aren't clear, the rest of the flood doesn't even deserve reading. Three, for important signatures: the summary written by THEM: "can you put in writing, in ten lines, what I'm signing?" It isn't laziness: it's a transparency trap. The honest seller writes it gladly; the other one hedges, because the signed summary is the only page of the flood a judge is sure to read.

◇

TECHNIQUE 68. THE REVERSED MIRROR

They accuse you of exactly what they're doing.

What It Looks Like

The chronic liar obsessed with the idea that you're lying to them. The colleague who schemes and sees plots everywhere. The partner who checks your phone because "you're hiding something." The business partner skimming from the register who questions YOUR honesty. Psychology calls it projection: attributing to others what one doesn't want

to see in oneself. But in the manipulator's toolbox, projection stops being a psychological stumble and becomes a tool with two precise functions.

The first: it's a smokescreen: as long as you're defending yourself against the accusation of being a liar, nobody examines their lies: the accusation is the most profitable defensive investment there is. The second, finer: it's a preventive vaccine. If one day YOU discover their maneuvers and say so, you'll sound like someone recycling the accusation you received: "look who's talking, the one who accused everybody." Whoever accuses first takes the best position on the field.

How to Use It

For defense only, plus one legitimate and valuable investigative use: **gratuitous accusations as an X-ray.** When someone attributes to you, without a shred of proof, a precise intention ("you want to cheat me on the price," "you'll go telling everyone," "you'd take the credit"), note the exact content of the accusation: you're almost certainly reading THEIR operating plan, because specific intentions aren't invented out of nothing: they're fished from the repertoire one knows best, one's own. The unmotivated accusation is a confession with the pronouns reversed. It isn't a law without exceptions, but as a working hypothesis its yield is extraordinary: the one paranoid about betrayal should be watched; with the one paranoid about theft, count the cash; and to whoever tells you "everybody steals around here," don't hand the cash register.

How to Spot It When It's Used on You

Two markers. Disproportion: the accusation is specific and insistent, the evidence zero: whoever has really suffered a wrong brings facts, whoever projects brings certainties without facts. And thematic recidivism: always the SAME accusation, against you and, if you ask around, against everyone before you. The fixed theme of the serial accuser is their self-portrait in negative.

The Countermove

First: don't climb into the ring of infinite defense, which is the real goal of the move: to accusations without proof you respond once, with facts, and then flip the burden: "This is a heavy accusation: bring me

a concrete episode, one, and we'll talk about it. Otherwise withdraw it." Second: use the X-ray: quietly update your defenses on EXACTLY the theme of the accusation you received (they accuse you of wanting to cheat them on the contract? reread the contract: that's where they're working). Third, the usual record: with serial accusers, everything in writing, because the projector is almost always also a revisionist (62) and a one-way archivist (63): the techniques of Law 7 run as a team, and the archive beats them all together.

◇

TECHNIQUE 69. BLAME THAT CHANGES HANDS

However it goes, in the end the fault is yours.

What It Looks Like

You start with a simple fact: they made a mistake. End of discussion? Beginning: "if you hadn't rushed me, it wouldn't have happened." "I yell because YOU provoke me." "Yes, I looked at your phone: but if you were transparent I wouldn't need to." In three moves the table has flipped: the case opened on their error and closes with your apologies. Blame, in this person's room, is a liquid: however you pour it, it always flows toward you.

Scholars of manipulation have described the complete sequence with an acronym, DARVO: deny, attack, reverse victim and offender. First the denial (Technique 61: "nothing happened"), then the attack (Technique 68: "the problem is you, spying on me"), finally the masterpiece: the role reversal, with the offender in tears and the real victim apologizing. Whoever has been through it recognizes it at first sight; whoever doesn't know it falls for it every time, because each step, taken alone, seems almost reasonable.

How to Use It

Understanding the mechanism, plus the line separating it from a healthy look-alike. The mechanism rests on a logical trick: the CONFUSION BETWEEN CONTRIBUTING CAUSE AND FAULT. It's almost always true that you contributed in part to the context (the rush, the tone, the tired-

ness: life is made of contexts), and the manipulator uses that grain of truth as the pivot to flip the entire responsibility: "see, you're involved too?" becomes "so it's your fault." The healthy version exists and is called responsibility analysis: in real accidents the causes are as a rule multiple, and mapping them ALL is the job of whoever wants them not to happen again. The difference from the technique: real analysis distributes, it doesn't reverse: in the end everyone keeps their share, and the biggest share stays with whoever did the deed, not with whoever was around.

How to Spot It When It's Used on You

The direction test: in all the years of this relationship, has the blame EVER traveled in the other direction? If every discussion, starting from any point, always lands on the same culprit, you aren't watching analyses: you're watching a drainage system. And the real-time signal: you notice you're squabbling over your behavior in a discussion that started about THEIRS. The case has been switched and you didn't see it happen.

The Countermove

Keep the case open, one at a time. The technical sentence, to be repeated with the calm of Technique 66: "We can happily talk about my tone AFTERWARD. First let's close this point: you did X. We're staying here." The reverser needs to change rooms fast: denying them the move is eighty percent of the defense. Then, the surgical concession: acknowledge your REAL contributing cause in the exact measure in which it exists, not a gram more: "it's true, I rushed you, and the rush doesn't justify what you did." The conjunction "and" in place of "but": two truths that coexist without yours canceling theirs. And for the relationships where the liquid has flowed in one direction for years, the final question, the real one: not "how do I win the next discussion," but "why am I still paying rent in a room where blame has only one address?"

◇

TECHNIQUE 70. "YOU'RE OVERREACTING"

Shrinking everything until the problem looks like you.

What It Looks Like

"It was a joke." "You're too sensitive." "Nothing happened, you always make a drama." "All couples fight, all bosses yell, it's normal." The last technique in the book is the smallest and the most insidious, because it doesn't deny the facts (61), doesn't rewrite them (62), doesn't reverse them (69): it SHRINKS them. The fact remains, even admitted: it's your reaction that becomes the problem. And the game is closed: whatever they do, the anomaly is you feeling it.

It's the cage's maintenance technique: the other techniques build, this one prevents repairs. Every time your perception tries to stand up ("this isn't okay"), a little hand sits it back down: "you're overreacting." In the long run it produces the most durable effect of all of Law 7: you learn to minimize yourself ON YOUR OWN, before they do: "I guess I'm just too sensitive." When the minimizer is inside your head, the one outside can go on vacation.

How to Use It

For defense only, plus the line separating it from its healthy counterpart. Because the healthy version exists: HONEST perspective is a precious service: the friend who tells you "look, that email wasn't hostile, you're reading it through the filter of anxiety" is helping you, and the ability to distinguish real dramas from fake ones is mental hygiene. The difference from the technique lies in two verifiable points: direction (the honest perspective-giver sometimes tells you the opposite too: "no, you're right here, this is serious": the professional minimizer NEVER upgrades one of your alarms, not even one) and interest (the friend puts other people's wrongs in perspective; the serial minimizer, what a coincidence, always shrinks their own).

How to Spot It When It's Used on You

The directional count, the last test in the book: how long has this person been judging your reactions, and in which direction? If in years of relationship every emotion of yours has turned out "exaggerated" and none "justified," it isn't a series of assessments: it's a policy. And the internal symptom, the one never to ignore: you've stopped saying things BEFORE saying them, because you already know the verdict: "you're

overreacting." That preemptive silence is the finished cage, with the door locked from the inside.

The Countermove

First: separate the fact from the grade on your reaction, and keep the fact: "Maybe I am sensitive. But the point stands: you did X, and X isn't okay with me." Your sensitivity isn't up for discussion, and above all THEY ARE NOT the competent court: the fact can be debated, the legitimacy of your feeling cannot. Second: the outside sample, as with Technique 61: tell the bare episode, without commentary, to two people outside the circle: "does this seem like an overreaction to you?" The minimizer lives in a closed market: open it. Third, and with this the book has given you everything: remember that the size of problems isn't decided by whoever causes them. The manufacturer of the damage is the least qualified person on the planet to determine its dimensions, and is always, what a coincidence, the one with the shortest ruler.

◇

LAW 7 IN BRIEF, AND THE COMPLETE CAGE

Denial (61), revision (62), the one-way archive (63), the tap (64), repetition (65), the salad (66), the flood (67), the mirror (68), the reversal (69), and the short ruler (70): ten tools for the same construction site, your perception. The defense that beats them all is one, and you've seen it return technique after technique: **the record and the witness.** What is written can't be rewritten; what a third party saw was never only in your head. Paula is saved this way: one person, just one, who tells her "the lights really did dim."

And now look at the whole map, because now you can. The Persona enters through the door of trust. The Hijack switches on emotion and switches off scrutiny. Manufactured Fear builds your need. Small Steps make you climb on your own, one step at a time. The Herd takes away the support of others. The Surprise Reward chains you to the lever. And Rewritten Reality, last, locks the door from the inside: doubt your own eyes, and you won't even need the jailer anymore.

Seven laws, one capture. But now you know every seam, every step, ev-

ery switch: and the book, as promised, doesn't leave you with fear. It leaves you with control. In the pages that follow you'll find the 7 Laws Test: the grid for X-raying in ten minutes any relationship, offer, or environment you find yourself in. Use it on everything. Someone, out there, is already using it on you.

THE 7 LAWS TEST

You've read the map. This is the tool.

The test works on anything that has power over you or wants it: a relationship, a boss, a commercial offer, a group, a contract, a salesperson, a workplace, a guru, even an app. Pick ONE target at a time, answer the twenty-one questions with yes or no, honestly and without hurry. Each question carries the numbers of the techniques to reread if the answer is yes.

LAW 1. THE PERSONA

1. Is the trust I feel based on symbols (titles, uniforms, style, personal story, testimonials) more than on facts I've verified myself? (*Techniques 1, 2, 8, 10*)
2. Does this person or company feel "familiar" to me without my actually knowing anything verified about them? (*Techniques 3, 5*)
3. Do I feel strangely understood, in tune, "among my own kind," in too short a time for it to be real? (*Techniques 4, 7*)

LAW 2. THE HIJACK

4. Are decisions, here, always asked of me in moments of strong emotion (fear, anger, guilt, relief, hurry)? (*Techniques 11, 12, 20*)
5. Thinking it over in cold blood: do the emotions I feel in this situation arise from facts of my own, or are they delivered to me ready-made, complete with a culprit or an urgency? (*Techniques 13, 14, 15*)
6. Do guilt, pity, shame, or veiled threats appear regularly when I try to say no? (*Techniques 16, 17, 18, 19*)

LAW 3. MANUFACTURED FEAR

7. Did I learn about the problem I need to solve from the person selling me the solution? (*Techniques 21, 22, 30*)
8. Is the problem invisible or unverifiable on my own (I need their instrument, their expert, their diagnosis to "see" it)? (*Techniques 27, 29*)
9. Have I been told it gets worse fast, that the cure is the only one, or do I feel "behind" relative to a comparison I didn't choose? (*Techniques 23, 24, 25, 28*)

LAW 4. SMALL STEPS

10. Looking at the trajectory of the last few months: am I accepting today things I would have refused six months ago? (*Techniques 31, 35, 36*)
11. Did the conditions get worse AFTER I had already said yes, invested time or money, or declared commitments in front of others? (*Techniques 32, 34, 37*)
12. Am I staying in this situation mainly because of what I've already spent ("at this point"), because of favors received, or because quitting feels like wasting the road traveled? (*Techniques 37, 39, 40*)

LAW 5. THE HERD

13. Is the decisive argument offered to me "everyone does it," "that's how it is now," "you're the only one left"? (*Techniques 41, 42, 44*)
14. In this environment, does dissent have a visible price (the freeze, exclusions, rumors behind your back, attacks carried by third parties)? (*Techniques 47, 48, 49*)
15. Is the unanimity here suspiciously perfect: nobody ever contradicts whoever is in charge, and doubts are voiced only in private? (*Techniques 43, 45, 46, 50*)

LAW 6. THE SURPRISE REWARD

16. Was the beginning spectacular (attention, promises, warmth) and have I been chasing the return of that level ever since? (*Techniques 51, 53*)
17. Do rewards, replies, affection, or attention arrive unpredictably,

and do I keep doing more and more to get less and less? (*Techniques 52, 54, 58*)

18. Does the relationship live on promises about the future without dates, on sudden returns when I'm pulling away, or on grand finales that rewrite mediocre months? (*Techniques 55, 56, 60*)

LAW 7. REWRITTEN REALITY

19. With this person, and only with this person, do I doubt my memory, my perceptions, or my reactions ("you're overreacting," "you're remembering wrong," "it never happened")? (*Techniques 61, 62, 70*)
20. Does important information reach me through a single channel, which is also the one that selects it, repeats it, and dismisses every alternative source? (*Techniques 63, 64, 65*)
21. Do discussions regularly end with the blame on me, with me exhausted, or with me apologizing without quite remembering what for? (*Techniques 66, 67, 68, 69*)

◇

HOW TO READ THE RESULT

Count the yeses, but above all look at WHERE they are.

0-2 yeses, scattered. The field is essentially clear. The techniques circulate everywhere, a little friction is normal life: reread the flagged techniques and keep your eyes open.

3 or more yeses, scattered across different laws. Real pressure. Not necessarily a plan: maybe just an environment that has learned to push you. Activate the countermoves of the flagged techniques, and retake the test in a month: the direction matters more than the score.

All 3 yeses inside the same law. That law, on you, in this situation, is active. It isn't chance: it's a method, conscious or not. Reread the entire law and apply the countermoves as a block, starting with written records.

Yeses in a row on Laws 1-2-3 (the hook). You're in the entry phase of

something: a persona has your trust, the emotions are in their hands, the need was defined by them. It's the best moment to stop: the exit price is still low. Tomorrow it costs more.

Yeses in a row on Laws 4-5-6 (the squeeze). The staircase is underway: you're climbing, the group is pushing, the feeder is rationing. You need bookkeeping: trajectory in writing, average versus peaks, and the stranger's question (Technique 37): "if I inherited this situation today, what would I do?"

Yeses on Law 7, even just two. Absolute priority over everything else, because Law 7 attacks the instrument with which you'd make every other assessment. The moves are three, in order: written records starting now, a trusted outside witness to whom you tell the bare facts, and no important decision made alone until the fog lifts. If the situation involves fear or control over your life, the right witness is a professional.

15 or more yeses. You don't need the score: you needed permission. Consider it granted. Situations with fifteen warning lights on aren't negotiated from the inside: you leave, with method, with records, and with allies, and from outside everything else becomes readable again.

THE THREE FINAL QUESTIONS

Whatever the score, always close with these, which are the entire book in three lines:

1. **This problem, this need, this hurry: did they exist before this person came along?**
2. **What happens, concretely, when I say no?** (The answer to this question IS the diagnosis of the relationship.)
3. **If a stranger looked at the bare facts, written in a row without emotions: what would they say?**

And remember Asch's arithmetic, the most generous in the whole book: the herd needs only one crack, the fog needs only one witness, the cage needs only one door seen clearly a single time.

Now you have the map, the tools, and the test. From today, the game is

played by two.

ESSENTIAL GLOSSARY

The technical names of the techniques, for those who want to dig deeper or recognize them when they come across them. The number refers to the technique.

Anchoring · The first number heard in a negotiation conditions all the ones that follow. It's the engine of the high opening (*38*).

Chameleon effect · The automatic imitation of gestures and postures between people in tune with each other; performed cold, it becomes strategic mirroring (*4*).

Cognitive dissonance · The discomfort of holding behaviors and beliefs that clash. It's often resolved by adjusting the beliefs: it's the fuel of small steps (*31, 37*).

Conditional regard · Warmth and consideration granted only in return for performance. Coin-operated affection (*57*).

Confirmation bias · The tendency to seek only the evidence that proves us right. The ground on which repetition (*65*) and the tap (*64*) do their work.

DARVO · Acronym for "deny, attack, reverse victim and offender": the complete sequence of blame reversal (*69*).

Emotional hijack · The state in which an intense emotion takes command before reason can intervene (*11*).

False dilemma · Reducing the real options to only two: their solution or disaster (*24*).

Foot in the door / Door in the face · The two ladders of requests: start small to climb (*31*), or start enormous to make the real request look small (*38*).

Gaslighting · The systematic denial of another person's perceptions, to the point of making the victim doubt their own sanity. From the 1944 film *Gaslight* (*61*).

Groupthink · The cohesive room that smothers doubts and produces decisions no member, alone, would have made (*50*).

Halo effect · A single visible positive trait colors the judgment on everything else (*5*).

Illusory truth effect · Repeated statements are judged truer, regardless of the facts (*65*).

Intermittent reinforcement · The reward that arrives unpredictably and generates the most obsessive and persistent behaviors. The law of the slot machine (*52*).

Loss aversion · Losing weighs more psychologically than gaining: the lever of every "last chance" (*20, 23*).

Love bombing · The initial flood of affection and attention used as bait. A term born to describe recruitment in cults (*51*).

Mere exposure · What we see often we like more, with no added merit (*3*).

Overton window · The range of socially acceptable ideas at a given moment: it isn't fixed, and it can be shifted deliberately (*36*).

Peak-end rule · The memory of an experience depends on its most intense moment and its ending, not on the average (*60*).

Probability neglect · Faced with a vivid scenario, the brain stops asking how likely it is (*15*).

Projection · Attributing to others what one doesn't want to see in oneself. In its strategic version: the accusation as smokescreen and as confession (*68*).

Social proof · Using other people's behavior as evidence of quality or truth (*41, 44*).

Sunk cost fallacy · Continuing to invest in something only because one has already invested in it. The famous "at this point" (*37*).

ESSENTIAL BIBLIOGRAPHY

The main sources for the experiments and concepts cited. The classics are listed in their English editions.

- Asch, S. E., "Opinions and Social Pressure", *Scientific American*, 1955. (The line experiment, Law 5.)
- Aronson, E. et al., "The effect of a pratfall on increasing interpersonal attractiveness", *Psychonomic Science*, 1966. (The spilled coffee, Technique 9.)
- Chartrand, T., Bargh, J., "The Chameleon Effect: The Perception-Behavior Link and Social Interaction", *Journal of Personality and Social Psychology*, 1999. (Technique 4.)
- Cialdini, R., *Influence: The Psychology of Persuasion*, Harper Business. (The classic on the six principles of persuasion.)
- Dolinski, D., Nawrat, R., " 'Fear-then-relief' procedure for producing compliance", *Journal of Experimental Social Psychology*, 1998. (Technique 12.)
- Freedman, J., Fraser, S., "Compliance without pressure: The foot-in-the-door technique", *Journal of Personality and Social Psychology*, 1966. (The sign in the yard, Technique 31.)
- Freyd, J., studies on denial and role reversal (DARVO), University of Oregon, from the 1990s. (Technique 69.)
- Gigerenzer, G., "Dread risk, September 11, and fatal traffic accidents", *Psychological Science*, 2004. (Technique 15.)
- Goleman, D., *Emotional Intelligence*, Bantam. (The emotional hijack, Law 2.)
- Green, M., Brock, T., "The role of transportation in the persuasiveness of public narratives", *Journal of Personality and Social Psychology*, 2000. (Technique 8.)
- Hasher, L., Goldstein, D., Toppino, T., "Frequency and the conference of referential validity", *Journal of Verbal Learning and Verbal Behavior*, 1977. (Illusory truth, Technique 65.)
- Hofling, C. et al., "An experimental study in nurse-physician relationships", *Journal of Nervous and Mental Disease*, 1966. (Dr. Smith

on the phone, Technique 2.)
- Huff, D., *How to Lie with Statistics*, W. W. Norton. (Technique 28.)
- Janis, I., *Victims of Groupthink*, Houghton Mifflin, 1972. (Technique 50.)
- Kahneman, D., *Thinking, Fast and Slow*, Farrar, Straus and Giroux. (Heuristics, peak-end, frames: throughout the book.)
- Loftus, E., studies on reconstructive memory and false memories, from the 1970s. (Techniques 62-63.)
- Milgram, S., *Obedience to Authority*, Harper Perennial. (The 450-volt machine, Law 4.)
- Paul, C., Matthews, M., *The Russian "Firehose of Falsehood" Propaganda Model*, RAND Corporation, 2016. (The flood, Techniques 66-67.)
- Regan, D., "Effects of a favor and liking on compliance", *Journal of Experimental Social Psychology*, 1971. (The soda and the raffle tickets, Technique 39.)
- Skinner, B. F., " 'Superstition' in the pigeon", *Journal of Experimental Psychology*, 1948. (The pigeons, Law 6.)
- Stout, M., *The Sociopath Next Door*, Broadway Books. (The pity play, Technique 17.)
- Zajonc, R., "Attitudinal effects of mere exposure", *Journal of Personality and Social Psychology*, 1968. (Technique 3.)

On the founding stories: the case of Wilhelm Voigt (1906), the *War of the Worlds* broadcast (1938), Gerard Lambert's Listerine campaign (1920s), and George Cukor's film *Gaslight* (1944) are documented by the chronicles and archives of the period; the details reported in the text follow verified historical sources.

YOUR NEXT STEP

You've reached the end, and now you see the game. Before you close the book, here are three things to do this week.

KEEP THE TEST WITHIN REACH

The 7 Laws Test works best when you have it on hand: before you sign something, after a conversation that went sideways, or when someone is pressuring you to decide on the spot. Mark its pages now, or print them, and go back to them every time something doesn't add up.

NAME THE MOVE OUT LOUD

The next time you notice a move, give it its number: "That's Technique 20, the packaged emergency." Saying it, even just to yourself, turns a vague feeling into a fact. And a fact can be answered with its counter-move.

THE OPEN DOOR: THE NEXT LAWS

The 7 laws you've learned govern mind control. But the same method (the principles, the true stories, the tactical breakdowns) applies to the other arenas where power plays out every day: sales, charisma, negotiation.

That's exactly what we're working on, and as a reader of this book you'll be among the first to hear about it.

See you on the other side of the wire.

Konrad Voss

TODAY, SOMEONE USED ONE OF THESE 70 TECHNIQUES ON YOU.

The salesperson who rushed you. The coworker who made you feel guilty. The headline written to make you angry. The person who "forgot" a promise, again.

The 7 Laws of Mind Control is the complete anatomy of how power over people works: how it's built, how it's used, and how to recognize it when it's used on you.

EVERY TECHNIQUE IN FOUR MOVES

I	II	III	IV
WHAT IT LOOKS LIKE	HOW TO USE IT	HOW TO SPOT IT	THE COUNTERMOVE

INSIDE THE BOOK

- **7 laws** that trace, step by step, the full arc of a capture.
- **70 techniques** on two-page spreads, to look up when you need them.
- **A true story** opening every law, told like a case file.
- **The countermove** for every technique, ready to use.

THIS BOOK ISN'T ABOUT PLAYING BETTER DEFENSE. IT'S ABOUT SEEING THE GAME AND TURNING THE TABLES.

Vetra Edizioni