Level 3

READING RULES

Practice Workbook



KIDS SPARK
HOUSE

KIDS SPARK
HOUSE

Kids Spark House
Blending Sounds Workbook

Copyright © 2024 Kids Spark House. All rights reserved.

No part of this publication may be reproduced, distributed, or transmitted in any form or by any means, including photocopying, recording, or other electronic or mechanical methods, without the prior written permission of the publisher, except in the case of brief quotations embodied in critical reviews and certain other noncommercial uses permitted by copyright law. For permission requests, contact the publisher using the information below:

Kids Spark House
website: kidssparkhouse.com
email: info@kidssparkhouse.com

Disclaimer:
The information contained in this workbook is for educational purposes only. While the publisher has made every effort to ensure accuracy, the publisher assumes no responsibility for errors or omissions, or for damages that may result from the use of the information contained herein.

Printed in the United States of America

Dear Friend,

Welcome to the Reading Rules Workbook!

We are excited to join you and your child on this wonderful journey into the world of reading. This workbook is designed to make reading rules fun and engaging, providing you with the tools and activities to support your child's literacy development.

Thank you for choosing this workbook as a resource. We hope it brings joy and progress to your child's reading journey.

Love & Gratitude

KIDS SPARK
HOUSE

REMINDER

Consistenty

Remember, the key to success in learning to read is regular practice. Aim for short, daily sessions to keep your child engaged and make learning fun. A few minutes each day can make a big difference!

Need More Activities?

Join our community at Kids Spark House for ongoing worksheets, activities, and resources to help your child learn to read. Get access to new and exciting materials that keep the learning experience fresh and enjoyable.

kidssparkhouse.com

KIDS SPARK
HOUSE

REMINDER

Don’t where to start?
Is your child still struggling?

We’re here to help! Join our community where we dive deep into how to teach your child to read. In our comprehensive lessons, we cover:

- How to start reading without help
- How to get your child to catch on quick
- How to teach letters that make two sounds (e.g., 'c' as in 'cat' and 'c' as in 'city,' or 'g' as in 'go' and 'g' as in 'gem')
- Common mistakes to avoid that can slow progress
- How to teach words that don’t follow the rules
- Next steps after learning Reading Rules

This course provides in-depth guidance on teaching your child to read in a fun and engaging way that they can easily pick up. It also includes ongoing resources to help you teach and support your practice sessions.

KIDS SPARK HOUSE

kidssparkhouse.com

Table of Contents

01 Sight Words

10 Vowel Sounds

16 Sneaky E

22 Vowel Teams

28 Bossy R

34 Consonant Blends

40 Consonant Digraphs

47 Soft and Hard C and G

55 Syllables

61 Vowel Y

67 Capital Letters

72 Common Punctuation

77 Contractions

84 Certificate

85 What's Next

86 Message to You

87 Contact Us

KIDS SPARK HOUSE

Sight Words

Need more sight words and activities?
Join our membership.

kidssparkhouse.com

KIDS SPARK HOUSE

the	said	was
our	are	are
out	you	so
no	go	to
do	there	their
they	could	should
would	she	be
he	what	where
who	does	was
once	two	here
come	some	one

said our

the was

I said sit on the mat.

Our cat was on the mat.

Our dog was on the mat.

I said stand in the box.

Our cat was in the box.

Our dog was in the box.

KIDS SPARK HOUSE

are out you

You are out in the sun.

You are out to run.

Are you out with Sam?

Are you out with Pam?

Sam and Pam said
the dogs are in the sun.

The dogs are out for a run.

no do

so go to

Go to the park.

No, do not go far.

No, do not run.

So, do you spot our dogs?

Our dogs ran out to you.

So, do you want to pet our dogs?

their they there

They got a cat.

There is **their** cat.

Their cat is big.

There is a dog.

They sat with **their** dog.

They ran with **their** dog.

could he would
she should be

She could be sad.

She should be glad.

He would be there.

He said he would be there.

He could get there fast.

It should be fun.

what where who

was does

What was that?

Where was she?

Who was there?

What does he do?

Where does it go?

Who was it?

KIDS SPARK HOUSE

once one two

come some

No, I got one cat.

I got two dogs.

Once, I had two cats.

Someone got the cat.

Come pet one dog.

One dog is big.

Vowel Sounds

Need more vowel sound activities?
Join our membership.

kidssparkhouse.com

KIDS SPARK HOUSE

Long a	Short a



rat



cape

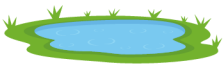

lake



map



cap



face



cake



hat

Cut and paste the words in the correct column.

KIDS SPARK HOUSE

Long e	Short e



bee



bed



hen



see



pen



feet



tree

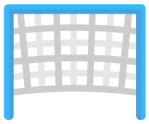

net

Cut and paste the words in the correct column.

KIDS SPARK HOUSE

Long i	Short i



pig



pie



chip



lime



ice



bin



kite



kit

Cut and paste the words in the correct column.

Long o	Short o



fox



bone



globe



box



rose



frog



rope



dog

Cut and paste the words in the correct column.

KIDS SPARK HOUSE

Long u	Short u



cube



cut



sun



glue



dune



cup



mule



bug

Cut and paste the words in the correct column.

Sneaky E

Need more Sneaky E activities?
Join our membership.

kidssparkhouse.com

KIDS SPARK HOUSE

'Sneaky e' tells the vowel to say its name. 'Sneaky e' says, "I'm going to hide at the end of the word. Don't you dare tell anyone I'm here. I'll be quiet, and when you get to me, you be quiet too."

cap



cape



Let's look at 'Sneaky e' with A as the vowel.
Add the 'Sneaky e' to these words, then draw a picture of the new word.

Starting sound	Sneaky e	New word	Your drawing
cak	e		
gat	e		
mat	e		
plan	e		
snak	e		

KIDS SPARK HOUSE

kit	kite
hat	hat_
man	man_
cap	cap_
can	can_
tap	tap_
cut	cut_
fin	fin_
plan	plan_

Change the short vowels to long vowels.

a e i o u

KIDS SPARK HOUSE



m _ _ _ _



g _ _ _ _

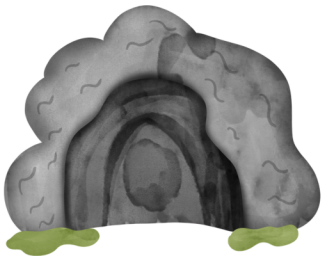

c _ _ _ _



c _ _ _ _



r _ _ _ _



c _ _ _ _

Spell words with ‘Sneaky E’

KIDS SPARK HOUSE

dime	fine
mine	wide
cape	date
hate	made

cope	dome
lone	mode
cube	dune
rude	tune

Vowel Teams

Need more Vowel Teams activities and flashcards?
Join our membership.

kidssparkhouse.com



KIDS SPARK HOUSE

KIDS SPARK HOUSE

LONG A



a
stable
acorn
fable

a_e
the e makes the vowel say its name e.g cake.





ay
clay
play
spray

ai
plain
train
Spain





eigh
eight
weight
sleigh

ei
vein
reindeer
reign



LONG E



e
equal
Egypt
be

e_e
the e makes the vowel say its name e.g gene.





ee
bee
feet
street

ey
key
honey
monkey





ea
leaf
peace
beach

ei
ceiling
receipt
caffeine



LONG I



i
pilot
idol
ice cream

i_e
the e makes the vowel say its name e.g bike.





igh
light
flight
slight

y
my
cry
shy





ie
tie
tried
fried

y_e
type
style
rhyme



LONG O



o

so
opal
piano

o_e

the e makes the vowel say its name e.g bone.





oe

foe
toe
doe

oa

oat
boat
float





ow

glow
snow
window

LONG U



u

unit
music
unicorn

u_e

the e makes the vowel say its name e.g cube.





ue

due
argue
rescue

eu

feud
Europe





ew

few
pew
mew

KIDS SPARK HOUSE

oa	ue	ay
ea	ai	ee



b t



tr n



s



r n



bl



pl



b n



b



d

Complete each word with a blend from the word box.

KIDS SPARK HOUSE

ie	ew	oe
igh	ow	oo



l ___ t



p



n



bl



f ___ ld



f ___ t



t



sn



m ___ n

Complete each word with a blend from the word box.

REMINDER

Don’t where to start?
Is your child still struggling?

We’re here to help! Join our community where we dive deep into how to teach your child to read. In our comprehensive lessons, we cover:

- How to start reading without help
- How to get your child to catch on quick
- How to teach letters that make two sounds (e.g., 'c' as in 'cat' and 'c' as in 'city,' or 'g' as in 'go' and 'g' as in 'gem')
- Common mistakes to avoid that can slow progress
- How to teach words that don’t follow the rules
- Next steps after learning Reading Rules

This course provides in-depth guidance on teaching your child to read in a fun and engaging way that they can easily pick up. It also includes ongoing resources to help you teach and support your practice sessions.

KIDS SPARK HOUSE

kidssparkhouse.com

The cake is on the table.

We will see the stars tonight.

She wore a blue dress to the party.

The goat eats grass in the field.

My kite flies high in the sky.

They have a great plan for the day.

The snow fell softly on the ground.

He gave me a nice gift.

Find and circle the vowel teams in each sentence.

Silly Sentences

Bossy R

Need more Bossy R activities?
Join our membership.

kidssparkhouse.com

KIDS SPARK HOUSE

ar



car

The c _ _ is in the d _ _ k.

A st _ _ is on the j _ _ .

The cat sat in the c _ _ .

A st _ _ can go f _ _ .

The j _ _ has a big st _ _ .

FIll in the missing letters, then read.



KIDS SPARK HOUSE

er



her

The g _ _ m is on h _ _ .

The tig _ _ is near h _ _ .

Her tig _ _ saw a g _ _ m.

Her cat is on al _ _ t.

Al _ _ t! The g _ _ m is big!

FIll in the missing letters, then read.



KIDS SPARK HOUSE

ir



bird

The b _ _ d is in the d _ _ t.

Her sh _ _ t is red.

A b _ _ d can ch _ _ p.

The g _ _ l has d _ _ t.

The b _ _ d is big.

FIll in the missing letters, then read.



KIDS SPARK HOUSE

or



corn

The c _ _ n is on the cob.

The f _ _ k is on the mat.

The dog can sn _ _ t.

The h _ _ n is red.

The cat got the c _ _ k.

FIll in the missing letters, then read.



KIDS SPARK HOUSE

ur



The f _ _ is on the rug.

The sun is in the s _ _ f.

The bug has f _ _ .

The pup can s _ _ f.

The cup has f _ _ .

FIll in the missing letters, then read.



KIDS SPARK HOUSE

Consonant Blends

Need all the Consonant Blends and flashcards?
Join our membership.

kidssparkhouse.com

KIDS SPARK HOUSE



cr br fr



bl sl tr



tr cr fr



sl bl pl



thr cr pl

Circle the correct consonant blend.



_ _ ower



_ _ ant



_ _ oves



_ _ obe



_ _ oud



_ _ ane



_ _ own



_ _ ass



_ _ am

Write the missing consonant blends.



Pick the option that matches the beginning of the word. Then, color the pictures.

cr tr gr pt br fr dr



____ape



____ess



____ush



____og

Complete each word with one of the r-blends.

dr	fr	tr	br	cr



____ uck



____ ab



____ ush



____ uit



____ op



____ um



____ ink



____ og



____ ee



____ ead

Choose the correct blend to complete the word.

Consonant Digraph

Need all the Consonant Digraph
flashcards and more activities?
Join our membership.

kidssparkhouse.com

KIDS SPARK
HOUSE

Read and trace.

ch

chips chain cheese chill

chop chin chess check

chair chick lunch teach

Read and circle the "ch" words.



chips



carrot



cheese



chair



giraffe



chess



lunch



cherry



orange

KIDS SPARK HOUSE

Read and trace.

ck

stack	stack	shack	pluck
black	quack	truck	check
stick	chick	clock	click

Read and circle the "ck" words.


truck


stick


stack


black


quack


check


heart


pencil


pumpkin

Read and trace.

wh

whale wheat whiskers

wheel white whistle

which what when

Read and circle the "wh" words.



whale



wet floor



weather



whiskers



wheat



whisk



wash



whistle

Read and trace.

Ph

dolphin

photo

sphere

elephant

phone

alphabet

trophy

phobia

nephew

Read and circle the "ph" words.



elephant



fish



trophy



dolphin



phone



photo

KIDS SPARK HOUSE

Read and trace.

th

three maths teeth

thumb bath mouth

thursday sloth earth

Read and color the "th" words.



teeth



three



earth



bat

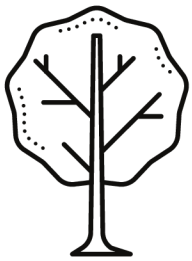

tree



sloth



thumb

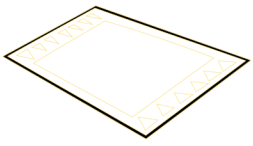

mat

Read and trace.

sh

shark shell show wish

shop ship fish dish

shorts shirt brush fresh

Read and color the "sh" words.



shar



scoote



T-shirt

k

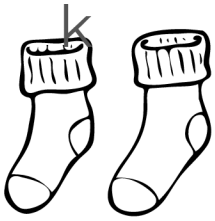

socks

r



ship



shoes

KIDS SPARK HOUSE





C and G

Soft & Hard

Need more of these activities?
Join our membership.

kidssparkhouse.com

KIDS SPARK HOUSE

REMINDER

Don’t where to start?
Is your child still struggling?

We’re here to help! Join our community where we dive deep into how to teach your child to read. In our comprehensive lessons, we cover:

- How to start reading without help
- How to get your child to catch on quick
- How to teach letters that make two sounds (e.g., 'c' as in 'cat' and 'c' as in 'city,' or 'g' as in 'go' and 'g' as in 'gem')
- Common mistakes to avoid that can slow progress
- How to teach words that don’t follow the rules
- Next steps after learning Reading Rules

This course provides in-depth guidance on teaching your child to read in a fun and engaging way that they can easily pick up. It also includes ongoing resources to help you teach and support your practice sessions.

KIDS SPARK HOUSE

kidssparkhouse.com

HARD

C or G

comes before

a o u

it makes a hard sound



cat



gum

SOFT

C or G

comes before

e i y

it makes a soft sound



cent



gem

Need help? In our membership, we teach simple ways to learn and remember reading rules. You'll also have access to more worksheets, flashcards, and posters for your child to practice.

kidssparkhouse.com

KIDS SPARK HOUSE

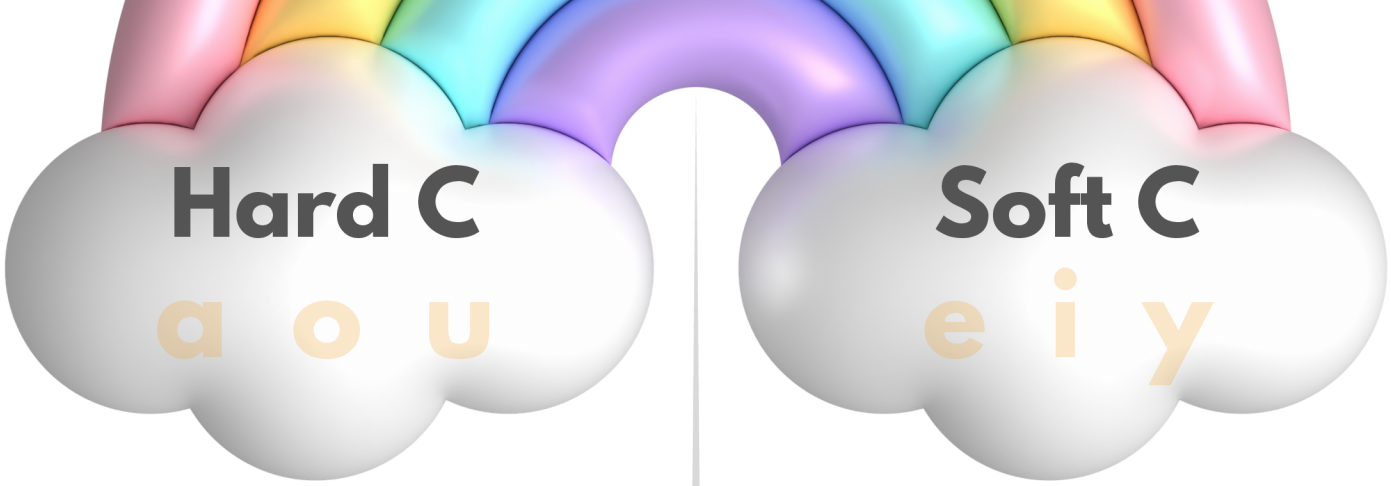

circle	icy	rice
cork	face	creek
corn	cake	cat

Cut, sort and put the words into the correct table, according to their 'c' sounds.

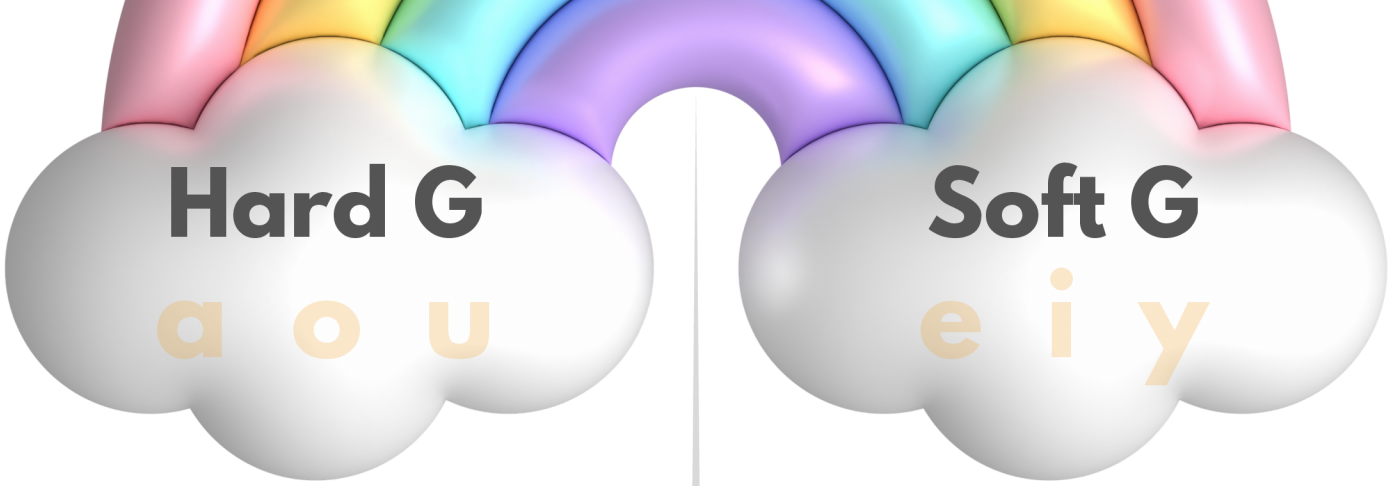

good	giant	germs
goat	page	gentle
gym	garden	garage

Cut, sort and put the words into the correct table, according to their 'g' sounds.

Soft G e i y	 gel	 germ	 giant
 gentle	 giraffe	 magic	 orange
Hard G a o u	 get	 gap	 gas
 gum	 game	 goat	 gold

Soft C e i y	 circus	 circle	 face
 cereal	 celery	 ice	 mice
Hard C a o u	 car	 cake	 bacon
 corn	 cry	 cook	 can

Grace and Carl go to the garden.

Grace gets a cold drink with ice.

Carl picks a big carrot and corn.

The gate is open, so they go inside.



KIDS SPARK HOUSE

Grace gives Carl a nice gift.

Carl has a smile on his face.

In the gift bag is gold and a big gem.

Carl says, "Thank you."

They sit on the grass to eat the corn.



Syllables

Need more Syllables activities?
Join our membership.

kidssparkhouse.com

KIDS SPARK
HOUSE

A syllable is a part of a word that has one vowel sound.

Every syllable has at least one vowel sound.



cat



hap-py



el-e-phant



in-cred-i-ble

Two vowels together, often count as one sound.



pool



rain - coat



beau-ti-ful



ed-u-ca-tion

KIDS SPARK HOUSE



Binoculars



Ambulance



Watermelon



Butterfly



Bubbles



Bat



Bird



Broccoli



Cookies

Say the words out loud, count the syllables and number the syllables by filling in the circles. Color the pictures.

KIDS SPARK HOUSE



strawberry



helicopter



dolphin



apron



duck



monster



octopus



avocado



thermometer

Say the words out loud, count the syllables and number the syllables by filling in the circles.

KIDS SPARK HOUSE

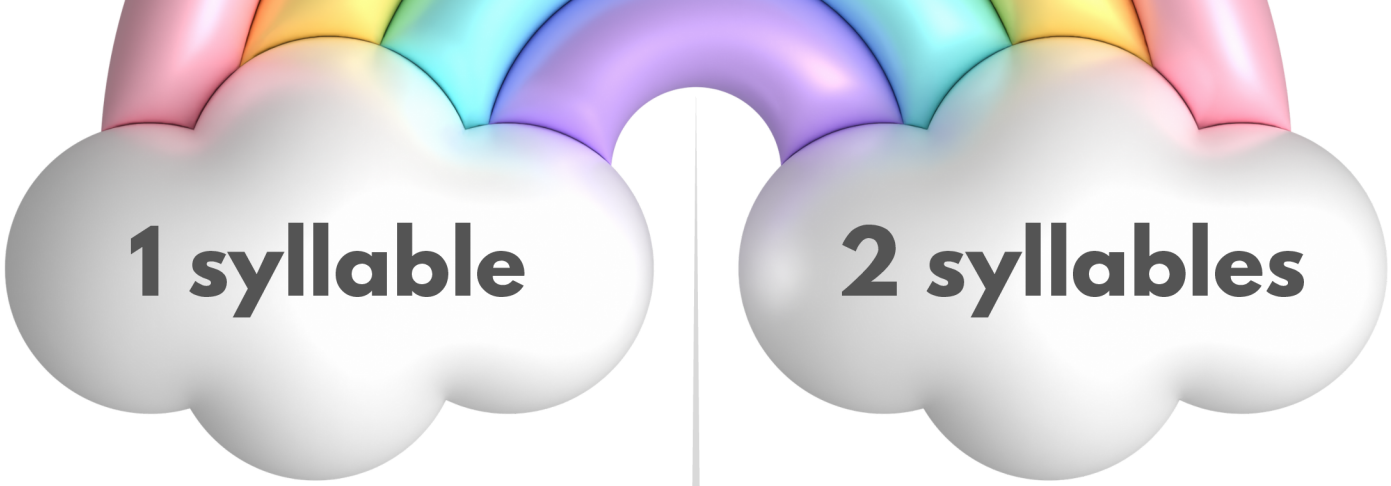

Sunday	dinner	cookie
hand	cut	napkin
hat	teacher	pear

Cut, sort and put the words into the correct table, according to their syllables.

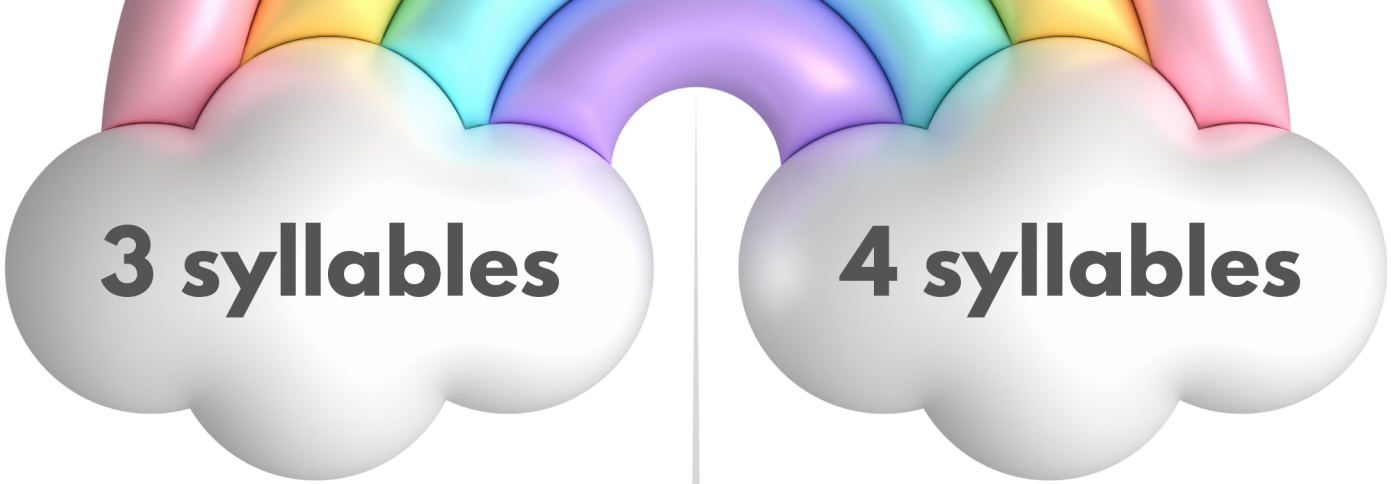

banana	intelligent	macaroni
octopus	helicopter	alligator
computer	avocado	unicorn

Cut, sort and put the words into the correct table, according to their syllables.


Vowel Y

Y in one syllable, sounds like i.



shy



by



sk __



fl __



fr __



bu __



cr __



wh __

Write the missing vowel Y.

Y in two+ syllables sounds like e.

👏 👏

hap- py

👏 👏

san-dy



bunn __



shinn __



penn __



monke __



sorr __



arm __

Write the missing vowel Y.

KIDS SPARK HOUSE

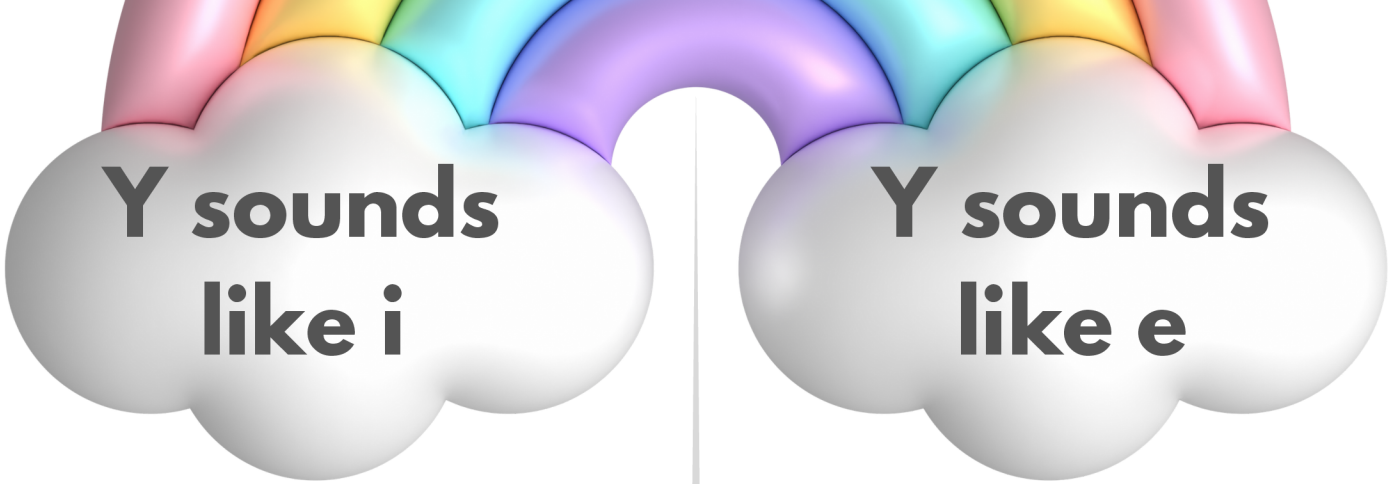

Mommy	spy	donkey
by	turkey	try
puppy	sticky	guy

Cut, sort and put the words into the correct table, according to their Y sound.

Ty likes to fly his kite high in the sky. One day, Ty saw a bright butterfly by the tree. The sky was sunny, so Ty smiled as his kite flew high. But soon, the sky got gray, and it started to rain.



Ty ran to a dry spot to stay safe.

He found a cozy spot under a tree.

Ty saw a shiny rock by his feet. The rain stopped, and the sky was clear again. Ty was happy and ran to fly his kite again.



Capital Letters

KIDS SPARK HOUSE

Special

Person
Place
Thing

At the beginning of sentences, and for special people, places, or things, we need a capital letter. We also use a capital letter for the word 'I' when talking about ourselves.

Circle all the words that need to be capitalized.

sunday	me	house	I
i	april	back	olivia
cat	us	monday	sister
the	sam	school	we
italy	march	friday	four
night	matt	glue	boot
go	big	give	morning
dot	france	july	park
jam	easter	do	james

1. i went to the park with my pal emma.
2. i love to eat pizza with cheese.
3. my mom is nice.
4. many people live in brooklyn.
5. my last day of school is friday.
6. my dog is named toby.
7. i eat pizza on saturdays.
8. this year, christmas is my favorite.
9. mom and dad took me to see elephants at the florida zoo.
10. we spent the day at california beach.

Circle all the letters that should be capitalized.

olivia

mrs. wilson

florida

june

china

emma

september

monday

mr. smith

The names of people, places, and dates are always capitalized.
Rewrite the words with the correct capital letters.

sam and i went to the park.

we played on the swings.

then, we sat under a big tree.

sam ate a sandwich. i ate an apple.

we saw a bird in the tree.

the sun was going down, so we went home.

on the way, we saw a puppy name buddy.

we stopped to pet buddy.

then, we walked home on alma road.



Circle the letters that should be capitalized.





Common Punctuation Marks

Need more punctuation marks and activities?
Join our membership.

kidssparkhouse.com

KIDS SPARK HOUSE

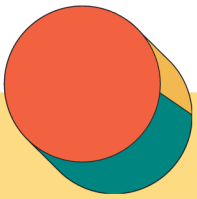

Period

end of sentence



Comma

separates sentences or items



Exclamation Point

strong feeling



Question Mark

a question

Wow! Now, can you turn the page?

Draw a line to match each sentence
with the correct punctuation mark.

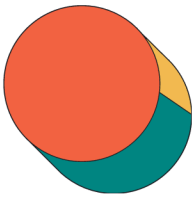

I love my new bike _

Are you coming to my party _

Wow, that's a big dog _



I have pencils_ markers_ and crayons.

I like to play with my dog _



Where is my book _

Wow, that was fun _

I have a cat_ a dog_ and a fish.



KIDS SPARK
HOUSE

Add the correct punctuation mark to each sentence.

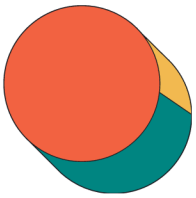

Do you want to play outside _

She has a new dress _



Look out, it's a bee _

Can you help me find my toy _

I love to eat ice cream _



Look, a rainbow _

I have a red car_ a blue ball_ and a green kite_



I have a red apple _ a green pear _ and a yellow banana _

sam and dad went to the zoo!

they saw lions, tigers, and bears?

can we see the monkeys. asked sam?

the monkey jumped high?

look at the giraffe,

sam said, "wow this is fun?"

is that an elephant!

they ate ice cream and went home!



Cross out the wrong punctuation marks and put the correct ones. Also, cross out the lowercase letters at the beginning of each sentence and replace them with capital letters.

Common Contractions

Need all the contractions and activities?
Join our membership.

kidssparkhouse.com

KIDS SPARK
HOUSE

Contractions are a shorter way of saying two words.

can't	cannot
won't	will not
I'll	I will
shouldn't	should not
wouldn't	would not
weren't	were not

An apostrophe shows where the missing letters used to be.

don't do not We don't have maths today.	**can't** can not We can't find your bag.	**shouldn't** should not You shouldn't touch that.	**couldn't** could not She couldn't read it.
we're we are We're reading poems.	**we'll** we will We'll have a snack next.	**they've** they have They've really grown.	**where's** where is Where's France?
it's it is Now it's time for English.	**we've** we have We've brought our books.	**won't** would not You won't have long.	**I'm** I am I'm looking for Peru.
where's where is Where's that book gone?	**didn't** did not I didn't know the answer.	**haven't** have not I haven't turned it on.	**she'd** she had she would She'd want to water it.

a.	Would’ve	Were not
b.	Could’ve	Would have
c.	Should’ve	Could have
d.	Haven’t	You will
e.	I’d	Would not
f.	Wouldn’t	Have not
g.	You’ll	That is
h.	They’d	Should have
i.	Weren’t	I had
j.	That’s	They had

Draw a line from the contraction words to the words they correspond with on the right.

should've	it'll	would've	won't
we're	she'll	mustn't	that's
can't	doesn't	who's	what's

_____ going to the shops after school today.

We _____ talk too loudly in class.

_____ everyone doing after school today?

_____ be ok.

We _____ bought ice cream for dessert.

_____ be raining over the weekend.

I _____ work out why I am so tired.

Mum _____ drink coffee.

I _____ walked but it was too far.

_____ a pretty funny joke!

The puppy _____ sit when we ask her to.

_____ going to the party?

Fill in the blanks with the right contraction.

They are	*They're*
Can not	
I am	
It is	
Do not	
I have	
She is	
Is not	
Would not	
He is	
Will not	
Were not	
We will	
Should not	

Didn't	*Did not*
There's	
That's	
They'd	
They'll	
I'd	
I'll	
I've	
They've	
You're	
Will not	
Haven't	
Weren't	
Wouldn't	

REMINDER

Don’t where to start?
Is your child still struggling?

We’re here to help! Join our community where we dive deep into how to teach your child to read. In our comprehensive lessons, we cover:

- How to start reading without help
- How to get your child to catch on quick
- How to teach letters that make two sounds (e.g., 'c' as in 'cat' and 'c' as in 'city,' or 'g' as in 'go' and 'g' as in 'gem')
- Common mistakes to avoid that can slow progress
- How to teach words that don’t follow the rules
- Next steps after learning Reading Rules

This course provides in-depth guidance on teaching your child to read in a fun and engaging way that they can easily pick up. It also includes ongoing resources to help you teach and support your practice sessions.

KIDS SPARK HOUSE

kidssparkhouse.com

Certificate of Achievement

Proudly Presented To

_____

For completion of the Kids Spark House
Reading Rules Workbook.

KIDS SPARK
HOUSE

_____ _____

Teacher Date

What's Next?

Level 4: Advanced Reading



Now that your child has mastered the basics of reading, it's time to take the next exciting step! Our Advanced Reading course is designed exclusively for our members and is packed with everything your child needs to become a confident, fluent reader.

In this course, you will learn how to help your child dive deeper into more challenging reading concepts, including advanced phonics, complex word decoding, and comprehension strategies that will help them tackle longer, more difficult texts. Plus, with endless practice worksheets, your child will have plenty of opportunities to reinforce their skills and gain confidence.

As a parent, you'll love seeing your child read with greater ease, understand more of what they read, and even start enjoying books on their own. This course is the perfect way to ensure your child is fully prepared for all the reading challenges ahead.

Join our membership today and give your child the tools they need to keep growing as a reader!

kidssparkhouse.com

KIDS SPARK
HOUSE

Thank you

For choosing the Kids Spark House Reading Rules Workbook

We are honored to be a part of your child's reading journey. Your dedication to their education is truly inspiring, and we hope this workbook has been a valuable resource in helping your child learn and grow.

Remember, learning to read is a magical adventure that unfolds one step at a time. Celebrate each milestone, no matter how small, and enjoy the precious moments of discovery and joy with your child.

We look forward to continuing this journey with you. Keep up the great work, and don't hesitate to reach out if you need more support or resources.

Happy reading!
Love & Gratitude,

KIDS SPARK
HOUSE

Contact Us

We love hearing from you.

Email
info@kidssparkhouse.com

Location:
Fort Worth, Texas

Website:
www.kidssparkhouse.com

KIDS SPARK
HOUSE

READING RULES

Practice Workbook Level 3

Embark on a fun-filled adventure with your child into the world of reading rules!

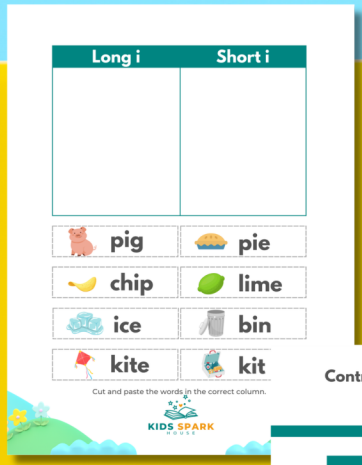

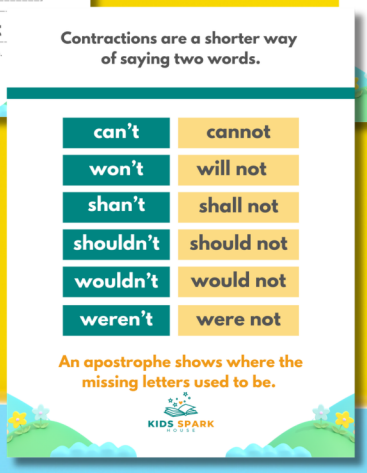







Packed with fun and educational activities, the Kids Spark House Reading Rules Workbook helps young readers master essential reading rules, making the journey to fluent reading both effective and enjoyable.

WHAT'S NEXT?



KIDS SPARK HOUSE

Visit our website to become a member.
kidssparkhouse.com