



Level 2

# BLENDING SOUNDS

Practice Workbook



**KIDS SPARK**  
HOUSE



Kids Spark House  
Blending Sounds Workbook

Copyright © 2024 Kids Spark House. All rights reserved.

No part of this publication may be reproduced, distributed, or transmitted in any form or by any means, including photocopying, recording, or other electronic or mechanical methods, without the prior written permission of the publisher, except in the case of brief quotations embodied in critical reviews and certain other noncommercial uses permitted by copyright law. For permission requests, contact the publisher using the information below:

Kids Spark House  
website: [kidssparkhouse.com](http://kidssparkhouse.com)  
email: [info@kidssparkhouse.com](mailto:info@kidssparkhouse.com)

Disclaimer:

The information contained in this workbook is for educational purposes only. While the publisher has made every effort to ensure accuracy, the publisher assumes no responsibility for errors or omissions, or for damages that may result from the use of the information contained herein.

Printed in the United States of America

Dear Friend,

Welcome to the Blending Sounds Workbook!

We are excited to join you and your child on this wonderful journey into the world of reading. This workbook is designed to make blending letter sounds fun and engaging, providing you with the tools and activities to support your child's literacy development.

Thank you for choosing this workbook as a resource. We hope it brings joy and progress to your child's reading journey.

Love & Gratitude



# REMINDER

## Consistently

Remember, the key to success in learning to blend letter sounds is regular practice. Aim for short, daily sessions to keep your child engaged and make learning fun. A few minutes each day can make a big difference!

## Need More Activities?

Join our community at Kids Spark House for ongoing worksheets, activities, and resources to help your child learn to read. Get access to new and exciting materials that keep the learning experience fresh and enjoyable.

[kidssparkhouse.com](http://kidssparkhouse.com)



# REMINDER

## Don't where to start? Is your child still struggling?

We're here to help! Join our community where we dive deep into how to teach your child to read. In our comprehensive lessons, we cover:

- How to start blending sounds
- How to get your child to catch on quick
- How to teach letters that make two sounds (e.g., 'c' as in 'cat' and 'c' as in 'city,' or 'g' as in 'go' and 'g' as in 'gem')
- Common mistakes to avoid that can slow progress
- How to assess your child using the KID Method
- Next steps after learning blending sounds

This course provides in-depth guidance on teaching your child to read in a fun and engaging way that they can easily pick up. It also includes ongoing resources to help you teach and support your practice sessions.



[kidssparkhouse.com](http://kidssparkhouse.com)

# Table of Contents

**01** Vowel A

**12** Vowel E

**23** Vowel I

**34** Vowel O

**45** Vowel U

**56** CV Chart

**57** Word Families

**68** Sentences

**74** Story Time

**78** Certificate

**80** Message to You

**81** Contact Us





Aa



**b** b b b b b b b a

**b** b b b b b b a

**b** b b b b a



**b** b b a

**ba**

**d** d d d d d d d a

**d** d d d d d d a

**d** d d d d a



**d** d d a

**da**

**f** f f f f f f f f f f f f f **a**

**f** f f f f f f f f f f f f f **a**

**f** f f f f f f f f f f f f f **a**



**f** f f f f **a**

**fa**

**g** g g g g g g g g g g g g g **a**

**g** g g g g g g g g g g g g g **a**

**g** g g g g g g g g g g g g g **a**



**g** g g g **a**

**ga**

**h** h h h h h h h h **a**

**h** h h h h h h h **a**

**h** h h h h **a**



**h** h h **a**

**ha**

**j** j j j j j j j j j j j j j j j j **a**

**j** j j j j j j j j j j j j j j j j **a**

**j** j j j j j j j j j j **a**



**jam**

**j** j j j j j **a**

**ja**

**k** kkkkkkkk **a**

**k** kkkkkkkk **a**

**k** kkkkk **a**

**k** k k **a**

**ka**



kangaroo

**l** lllllllllllllllllllll **a**

**l** lllllllllllllllllll **a**

**l** lllllllllllll **a**

**l** lllll **a**

**la**



lamp



**m** m m m m m m m **a**

**m** m m m m m **a**

**m** m m m m **a**



**m** m **a**

**ma**

**n** n n n n n n n n **a**

**n** n n n n n n n **a**

**n** n n n n **a**



**n** n **a**

**na**

**p** p p p p p p p a

**p** p p p p p p a

**p** p p p p a



**p** p p a

**pa**

qu qu qu qu a

qu qu qu a

qu qu qu a

qu qu a



qua

r rrrrrrrrrrrr a

r rrrrrrrrrrrr a

rrrrrrrrra



rrrra

ra

**s** s s s s s s s s s **a**

**s** s s s s s s s s s **a**

**s** s s s s s **a**



**s** s s **a**

**sa**

**t** t t t t t t t t t t t **a**

**t** t t t t t t t t t t **a**

**t** t t t t t t t t t **a**



**t** t t t t **a**

**ta**

**v** v v v v v v v **a**

**v** v v v v v v **a**

**v** v v v v **a**



**v** v v **a**

**va**

**w** w w w w w w **a**

**w** w w w w **a**

**w** w w w **a**



**w** w **a**

**wa**

y y y y y y y y a

y y y y y y y a

y y y y y a



y y y a

ya

z z z z z z z z a

z z z z z z z a

z z z z z a



z z z a

za



E e



KIDS SPARK  
HOUSE

**b** b b b b b b b e

**b** b b b b b b e

**b** b b b b e

**b** b b e

**be**



bed

**d** d d d d d d d e

**d** d d d d d d e

**d** d d d d e

**d** d d e

**de**



den

**f** f f f f f f f f f f f f f **e**

**f** f f f f f f f f f f f f **e**

**f** f f f f f f f f f f f **e**

**f** f f f f **e**

**fe**



**g** g g g g g g g g g g g g **e**

**g** g g g g g g g g g g g **e**

**g** g g g g g g g **e**

**g** g g g **e**

**ge**



**h** h h h h h h h h **e**

**h** h h h h h h h **e**

**h** h h h h **e**



**h** h h **e**

**he**

**j** j j j j j j j j j j j j j j j j **e**

**j** j j j j j j j j j j j j j j **e**

**j** j j j j j j j j **e**



**j** j j j j **e**

**je**

**k** k k k k k k k e

**k** k k k k k k e

**k** k k k k e



**k** k k e

**ke**

**l** l l l l l l l l l l l l l l l l l e

**l** l l l l l l l l l l l l l l l e

**l** l l l l l l l l e



**l** l l l l e

**le**

**m** m m m m m m e

**m** m m m m e

**m** m m m e



**m** m e

**me**

**n** n n n n n n n e

**n** n n n n n n e

**n** n n n n e



**n** n n e

**ne**

**p** p p p p p p p e

**p** p p p p p p e

**p** p p p p e

**p** p p e

**p** e



qu qu qu qu e

qu qu qu e

qu qu qu e

qu qu e

que



quest

r rrrrrrrrrrrr e

r rrrrrrrrrrrr e

rrrrrrrrre



rrrrre

re

**s** s s s s s s s s s e

**s** s s s s s s s s e

**s** s s s s s e

**s** s s e

**se**



sell

**t** t t t t t t t t t t t e

**t** t t t t t t t t t e

**t** t t t t t t t e

**t** t t t e

**te**

10  
ten

**v** v v v v v v v **e**

**v** v v v v v v **e**

**v** v v v v **e**



**v** v v **e**

**ve**

**w** w w w w w w **e**

**w** w w w w **e**

**w** w w w **e**



**w** w **e**

**we**

**y** y y y y y y y y **e**

**y** y y y y y y y **e**

**y** y y y y **e**

**y** y y **e**



**ye**

**z** z z z z z z z z **e**

**z** z z z z z z z **e**

**z** z z z z z **e**



**z** z z **e**

**ze**



**KIDS SPARK**  
HOUSE

**b** b b b b b b b i



**b** b b b b b b i



**b** b b b b i



**b** b b i



**b** i



**d** d d d d d d d i



**d** d d d d d d i



**d** d d d d i



**d** d d i



**d** i



**f** f f f f f f f f f f f f f f **i**



**f** f f f f f f f f f f f f f f **i**



**f** f f f f f f f f f f f f f f **i**



**f** f f f f f f f f f f f f f f **i**



**fi**



**g** g g g g g g g g g g g g g g **i**



**g** g g g g g g g g g g g g g g **i**



**g** g g g g g g g g g g g g g g **i**



**g** g g g g g g g g g g g g g g **i**



**gi**





k kkkkkkkk i

k kkkkkk i

k kkkk i

kkk i

ki



kid

l lllllllllllllllllllll i

l lllllllllllllllll i

l lllllllllll i

l lllllll i

li



lid

**m** m m m m m m m **i**



**m** m m m m m **i**



**m** m m m m **i**



**mix**

**m** m **i**



**mi**



**n** n n n n n n n **i**



**n** n n n n n n **i**



**n** n n n n **i**



**Nick**

**n** n n **i**



**ni**



**p** p p p p p p p **i**

**p** p p p p p p **i**

**p** p p p p **i**



**pig**

**p** p p **i**

**p** **i**

qu qu qu qu i

qu qu qu i



quick

qu qu qu i

qu qu i

qu i

r rrrrrrrrrrrr i

r rrrrrrrrrrrr i

rrrrrrrrri i

rrrrri i

ri



rip



**S** S S S S S S S S S S **i**

**S** S S S S S S S S S **i**

**S** S S S S S **i**

**S** S S **i**

**s** **i**



**t** t t t t t t t t t t t t t t t **i**

**t** t t t t t t t t t t t t t t t **i**

**t** t t t t t t t t t t t t t t t **i**

**t** t t t t t **i**

**t** **i**



v v v v v v v v i

v v v v v v v i

v v v v v i

v v v i

vi



visit

w w w w w w w i

w w w w w i

w w w w i

w w i

wi



win



**y** y y y y y y y y y **i**

**y** y y y y y y y y y **i**

**y** y y y y y y y y y **i**

**y** y y y y y y y y y **i**

**y** **i**



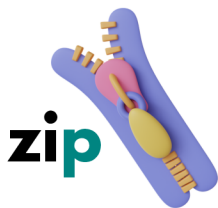
**z** z z z z z z z z z z z **i**

**z** z z z z z z z z z z z **i**

**z** z z z z z z z z z z z **i**

**z** z z z z z z z z z z z **i**

**z** **i**





oo



**b** b b b b b b b b o

**b** b b b b b b b o

**b** b b b b b o



**b** b b o

**bo**

**d** d d d d d d d d o

**d** d d d d d d d o

**d** d d d d d o



**d** d d o

**do**







**m** m m m m m m m o

**m** m m m m m o

**m** m m m m o

**m** m o



mop

**mo**

**n** n n n n n n n n o

**n** n n n n n n n o

**n** n n n n o



nod

**n** n n o

**no**

**p** p p p p p p p p o

**p** p p p p p p p o

**p** p p p p o



**p** p p o

**p** o

**qu** qu qu qu o

**qu** qu qu o



**quokka**

**qu** qu qu o

**qu** qu o

**qu**o

**r** rrrrrrrrrrrr o

**r** rrrrrrrrrrrr o

**r**rrrrrrrrr o



**rock**

**r**rrr o

**r**o

**S** S S S S S S S S S S **O**

**S** S S S S S S S S S **O**

**S** S S S S S **O**



**S** S S **O**

**SO**

**t** t t t t t t t t t t t t **O**

**t** t t t t t t t t t t **O**

**t** t t t t t t t t t **O**



**t** t t t t **O**

**to**

V V V V V V V V V O

V V V V V V V O

V V V V V O

V V V O

VO



volcano

W W W W W W W O

W W W W W O

W W W W O

W W O

WO



wolf

**Y** Y Y Y Y Y Y Y Y Y **O**

**y** y y y y y y y y y **o**

**y** y y y y y y y **o**



**y** y y y **o**

**yo**

**Z** Z Z Z Z Z Z Z Z Z Z **O**

**z** z z z z z z z z z **o**

**z** z z z z z z z **o**



**zombie**

**z** z z z **o**

**zo**



U u



**b** b b b b b b b b u

**b** b b b b b b b u

**b** b b b b u

**b** b b u

**bu**




**d** d d d d d d d d u

**d** d d d d d d d u

**d** d d d d u

**d** d d u

**du**



f f f f f f f f f f f f f f f u

f f f f f f f f f f f f f f u

f f f f f f f f f f f f f f u

f f f f f u

fu



fun

g g g g g g g g g g g g g g g u

g g g g g g g g g g g g g g u

g g g g g g g g g g g g g g u

g g g g u

gu



gum

**h** h h h h h h h h **u**

**h** h h h h h h h **u**

**h** h h h h **u**

**h** h h **u**

**h**  
**u**



**hut**

**j** j **u**

**j** j **u**

**j** j **u**

**j** j **u**

**j**  
**u**



**jug**



**m** m m m m m m m **u**

**m** m m m m m **u**

**m** m m m m **u**



**m** m **u**

**mu**

**n** n n n n n n n **u**

**n** n n n n n n **u**

**n** n n n n **u**



**n** n n **u**

**nu**

**p** p p p p p p p p u

**p** p p p p p p p u

**p** p p p p u



pup

**p** p p u

**p** u

qu qu qu qu u

qu qu qu u

qu qu qu u



qu qu u

qu

r rrrrrrrrrrrr u

r rrrrrrrrrrrr u

rrrrrrrrru



rrrrru

ru

**S** S S S S S S S S S S S **U**

**S** S S S S S S S S S S **U**

**S** S S S S S **U**

**S** S S **U**

**SU**



**t** t t t t t t t t t t t t t t **U**

**t** t t t t t t t t t t t t **U**

**t** t t t t t t t t t **U**

**t** t t t **U**

**tu**



V V V V V V V V U

V V V V V V V U

V V V V V U

V V V U

VU



Vuko  
name

W W W W W W W U

W W W W W U

W W W W U

W W U

WU



Wubo  
name

**Y** Y Y Y Y Y Y Y Y **U**

**Y** Y Y Y Y Y Y Y **U**

**Y** Y Y Y Y **U**



yum

**y** y y **u**

**yu**

**Z** Z Z Z Z Z Z Z Z **U**

**Z** Z Z Z Z Z Z Z **U**

**Z** Z Z Z Z Z **U**



Zuka  
name

**Z** Z Z **U**

**ZU**

# REMINDER

## Don't where to start? Is your child still struggling?

We're here to help! Join our community where we dive deep into how to teach your child to read. In our comprehensive lessons, we cover:

- How to start blending sounds
- How to get your child to catch on quick
- How to teach letters that make two sounds (e.g., 'c' as in 'cat' and 'c' as in 'city,' or 'g' as in 'go' and 'g' as in 'gem')
- Common mistakes to avoid that can slow progress
- How to assess your child using the KID Method
- Next steps after learning blending sounds

This course provides in-depth guidance on teaching your child to read in a fun and engaging way that they can easily pick up. It also includes ongoing resources to help you teach and support your practice sessions.



[kidssparkhouse.com](http://kidssparkhouse.com)

a	e	i	o	u
ba	be	bi	bo	bu
da	de	di	do	du
fa	fe	fi	fo	fu
ga	ge	gi	go	gu
ha	he	hi	ho	hu
ja	je	ji	jo	ju
ka	ke	ki	ko	ku
la	le	li	lo	lu
ma	me	mi	mo	mu
na	ne	ni	no	nu
pa	pe	pi	po	pu
qua	que	qui	quo	qu
ra	re	ri	ro	ru
sa	se	si	so	su
ta	te	ti	to	tu
va	ve	vi	vo	vu
wa	we	wi	wo	wu
ya	ye	yi	yo	yu
za	ze	zi	zo	zu



Phonics

# Word Families





**a t**

**a n**

**c a t**

**f a n**

**b a t**

**m a n**

**h a t**

**p a n**

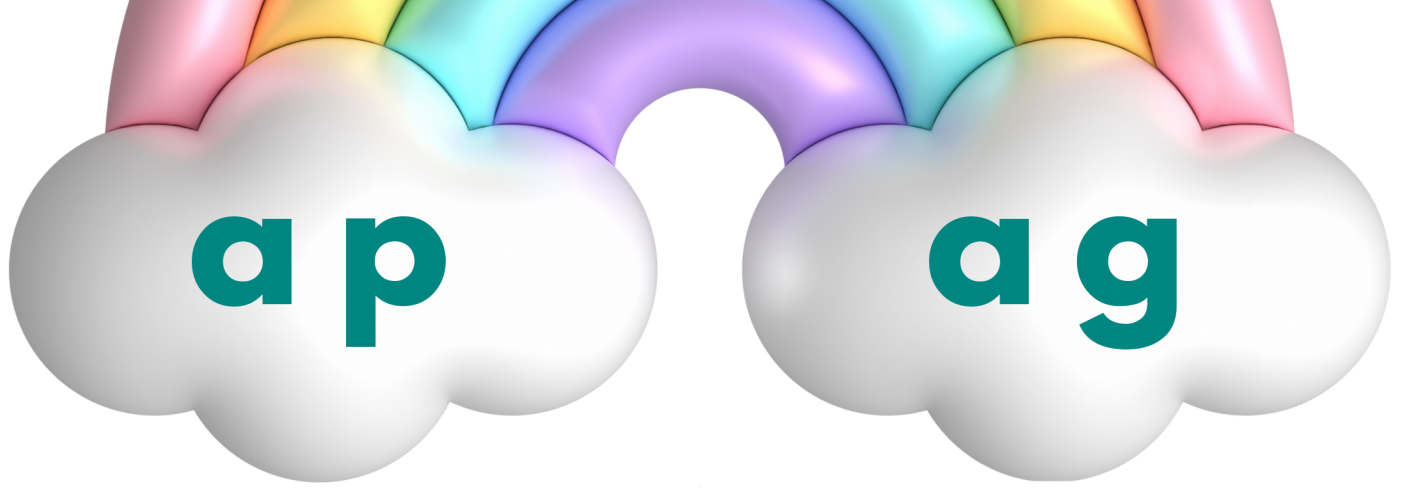
**r a t**

**t a n**

**m a t**

**c a n**

**A**



**m a p**

**b a g**

**l a p**

**t a g**

**t a p**

**w a g**

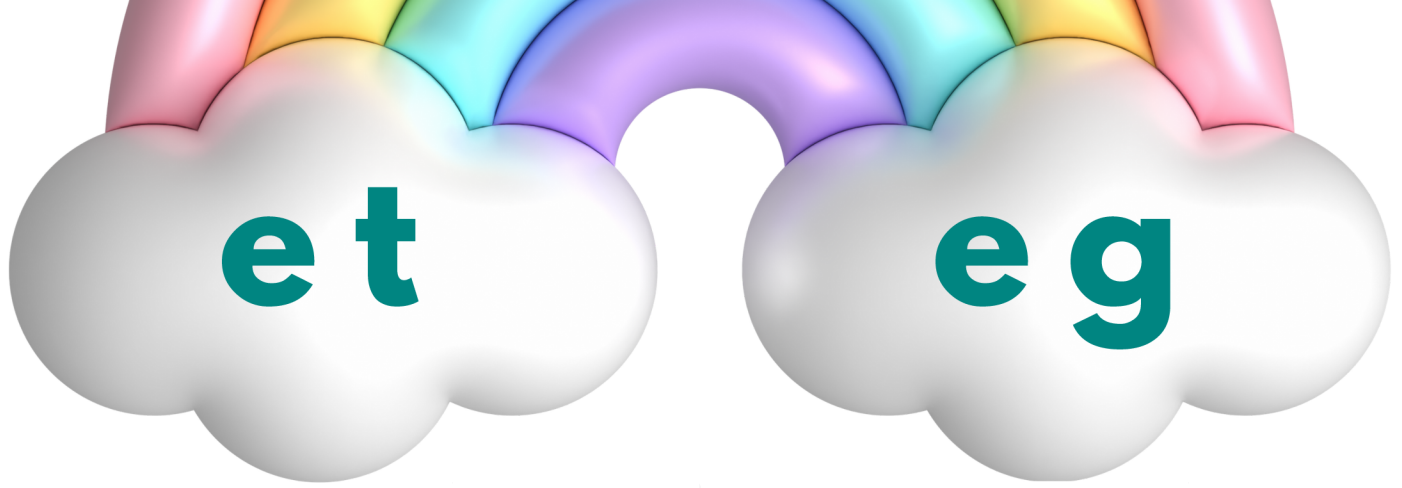
**n a p**

**r a g**

**c a p**

**s a g**

**A**



**n e t**

**b e g**

**s e t**

**l e g**

**m e t**

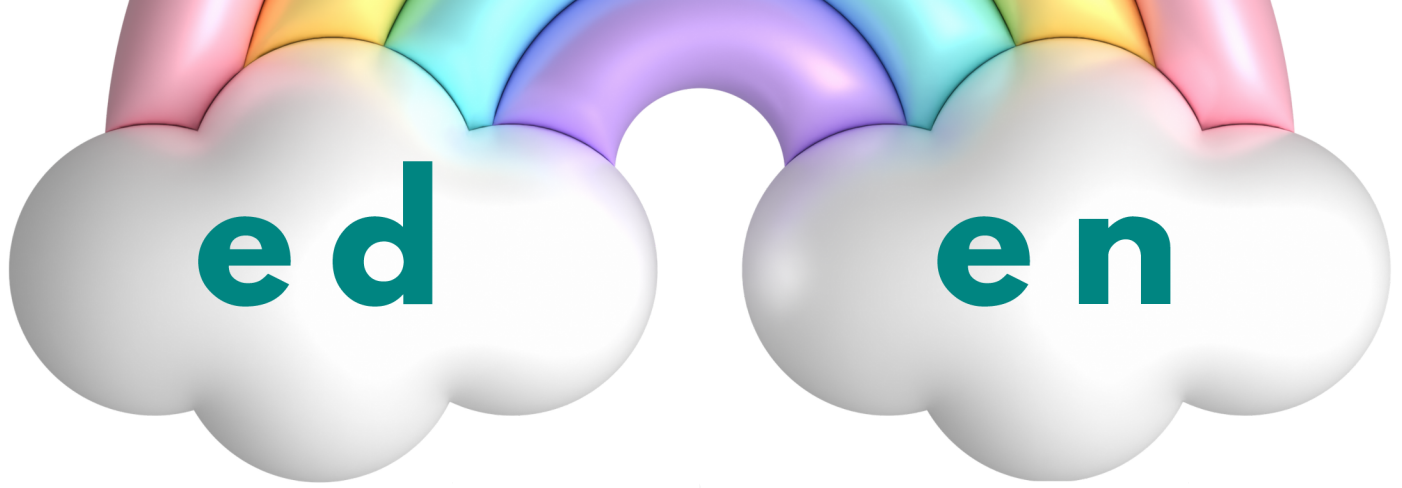
**M e g**

**g e t**

**P e g**

**l e t**

**E**



**bed**

**hen**

**red**

**men**

**led**

**pen**


**fed**

**ten**

**wed**

**den**

**E**



**pit**

**pin**

**fit**

**win**

**sit**


**tin**

**hit**

**bin**

**bit**

**fin**



**dig**

**sip**

**fig**

**lip**

**pig**

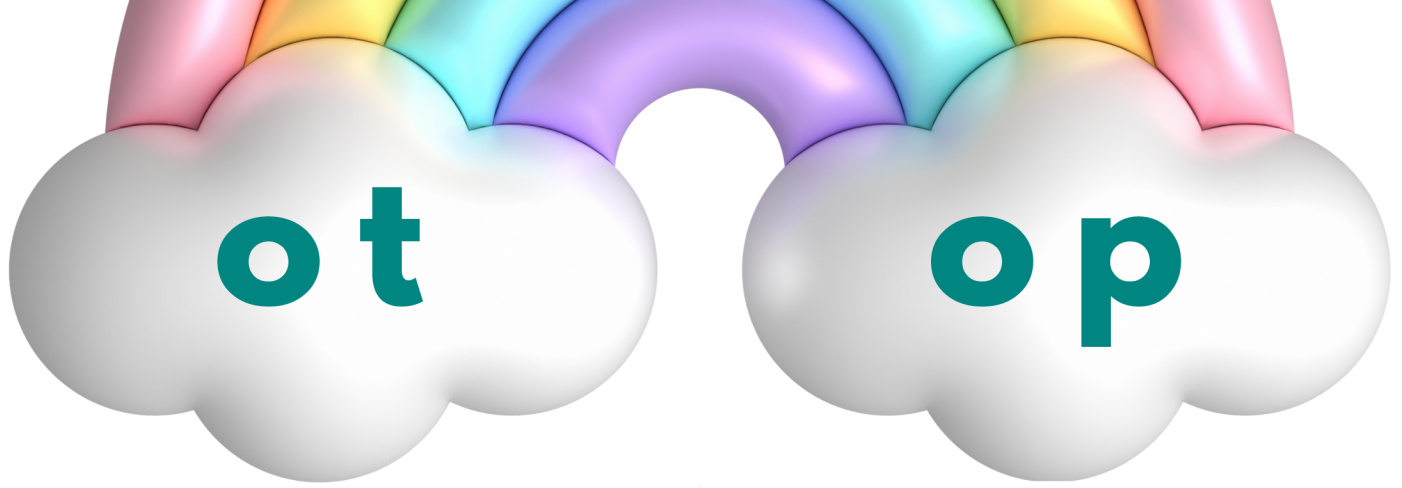
**rip**

**wig**

**dip**

**big**

**hip**



**p o t**

**m o p**

**h o t**

**t o p**

**n o t**

**h o p**

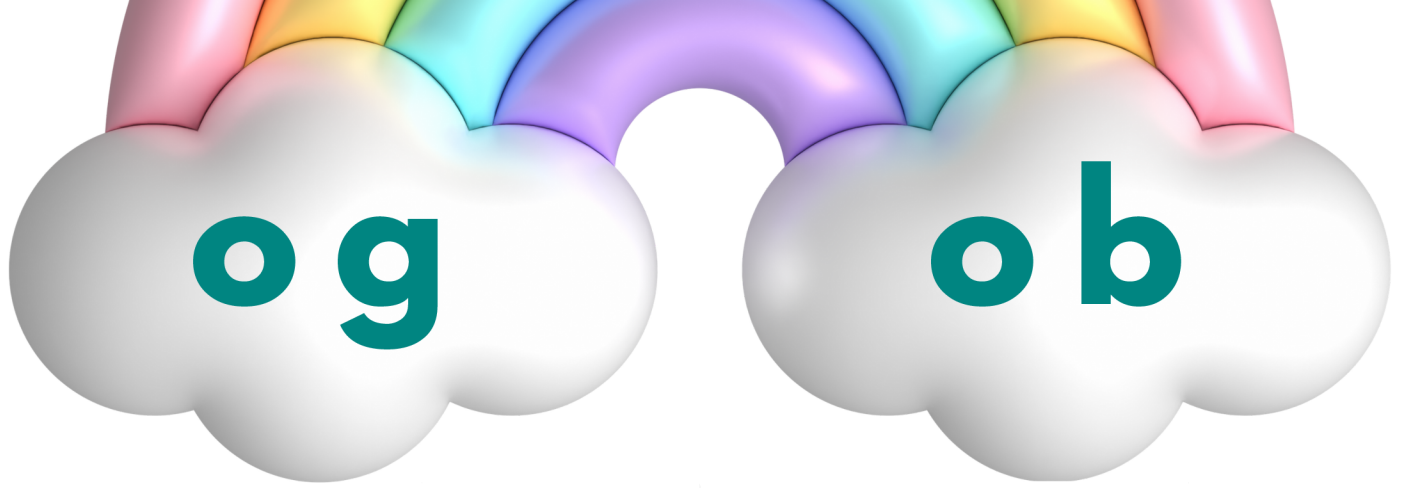
**c o t**

**c o p**

**d o t**

**p o p**





log

rob

dog

sob

fog

mob


hog

job

jog

cob





**c u t**

**r u n**

**h u t**

**s u n**

**n u t**

**f u n**


**g u t**

**b u n**

**r u t**

**g u n**

**U**



**c u b**

**r u g**

**r u b**

**h u g**

**s u b**

**m u g**

**t u b**

**b u g**

**h u b**

**t u g**

**U**



# Sentences



# REMINDER

## Don't where to start? Is your child still struggling?

We're here to help! Join our community where we dive deep into how to teach your child to read. In our comprehensive lessons, we cover:

- How to start blending sounds
- How to get your child to catch on quick
- How to teach letters that make two sounds (e.g., 'c' as in 'cat' and 'c' as in 'city,' or 'g' as in 'go' and 'g' as in 'gem')
- Common mistakes to avoid that can slow progress
- How to assess your child using the KID Method
- Next steps after learning blending sounds

This course provides in-depth guidance on teaching your child to read in a fun and engaging way that they can easily pick up. It also includes ongoing resources to help you teach and support your practice sessions.



[kidssparkhouse.com](http://kidssparkhouse.com)

**Pig can dig.**

**Sun is hot.**

**Bug bit Jim.**

**Bat hit ball.**



**Van can go.**

**Fox has den.**

**Kid has fun.**

**Man can run.**

**Bag is big.**

**Fan is on.**

**Box has lid.**

**Pot is hot.**



**The red hat.**

**The dog dug.**

**The bat bit.**

**Zip the bag.**



**Kim is mad.**

**Max is wet.**

**Pam has jam.**

**The rat ran.**



Sam the Cat

# Story Time

**Tip:** Cover the pictures while your child reads, then show them afterward. This helps them focus on reading the words without relying on the pictures.

**Need more stories like this?**

Join on our membership.

[kidsparkhouse.com](http://kidsparkhouse.com)



**Sam is a cat.**



**Sam is in a box.**



**Sam is on the bed.**



**Pop ! Sam can hop.**



**Sam ran to a rat.**



**Sam ran to a bug.**



**The bug is sad.**



**Sam has a big red ball.**



**Sam puts dots on  
the big red ball.**



**Sam puts the  
ball in a box.**



**The ball is  
for the bug.**



**The bug is not sad.**



# Certificate of Achievement

**Proudly Presented To**

For completion of the Kids Spark House  
Blending Sounds Workbook.



**KIDS SPARK**  
HOUSE

Teacher

Date

# What's Next?

## Level 3: Reading Rules



Our video course and Reading Rules Workbook will guide you in teaching your child to read more complex words.

The "Reading Rules" course covers the essential principles of English reading, including phonics, decoding strategies, digraphs and blends, sight words, silent letters, prefixes and suffixes, syllable division, context clues, and punctuation.

It aims to help children understand the rules and patterns in English, making reading more predictable and enjoyable while enhancing fluency and comprehension.

# Thank you

## For choosing the Kids Spark House Blending Sounds Workbook

We are honored to be a part of your child's reading journey. Your dedication to their education is truly inspiring, and we hope this workbook has been a valuable resource in helping your child learn and grow.

Remember, learning to read is a magical adventure that unfolds one step at a time. Celebrate each milestone, no matter how small, and enjoy the precious moments of discovery and joy with your child.

We look forward to continuing this journey with you. Keep up the great work, and don't hesitate to reach out if you need more support or resources.

Happy reading!  
Love & Gratitude,



# Contact Us

We love hearing from you.

Email

[info@kidssparkhouse.com](mailto:info@kidssparkhouse.com)

Address:

Fort Worth, Texas

Website:

[www.kidssparkhouse.com](http://www.kidssparkhouse.com)



# BLENDING SOUNDS

## Practice Workbook **Level 2**

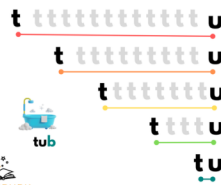
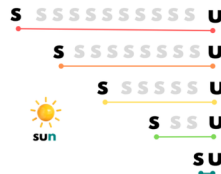
Embark on a fun-filled adventure with your child into the world of blending sounds!

Kim is mad.

Max is wet.

Pam has jam.

The rat ran.



Sam is a cat.



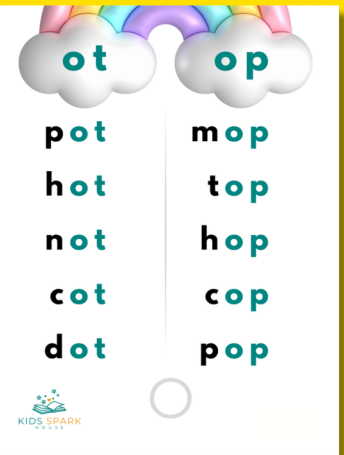
Sam is in a box.



Sam is on the bed.



Pop ! Sam can hop.



Packed with engaging activities, the Kids Spark House Blending Sounds Workbook helps preschool and early elementary-aged children practice and master blending sounds while making learning to read enjoyable.

**WHAT'S NEXT?**

