Level 1

LETTER SOUNDS

Practice Workbook



KIDS SPARK
HOUSE



Kids Spark House
Letter Sounds Workbook

Copyright © [2024] Kids Spark House. All rights reserved.

No part of this publication may be reproduced, distributed, or transmitted in any form or by any means, including photocopying, recording, or other electronic or mechanical methods, without the prior written permission of the publisher, except in the case of brief quotations embodied in critical reviews and certain other noncommercial uses permitted by copyright law. For permission requests, contact the publisher using the information below:

Kids Spark House
website: kidssparkhouse.com
email: info@kidssparkhouse.com

Disclaimer:
The information contained in this workbook is for educational purposes only. While the publisher has made every effort to ensure accuracy, the publisher assumes no responsibility for errors or omissions, or for damages that may result from the use of the information contained herein.

Printed in the United States of America

Dear Friend,

Welcome to the Letter Sounds Workbook!

We are excited to join you and your child on this wonderful journey into the world of reading. This workbook is designed to make learning letter sounds fun and engaging, providing you with the tools and activities to support your child's literacy development.

Thank you for choosing this workbook as a resource. We hope it brings joy and progress to your child's reading journey.

Love & Gratitude

KIDS SPARK
HOUSE

REMINDER

Consistenty

Remember, the key to success in learning letter sounds is regular practice. Aim for short, daily sessions to keep your child engaged and make learning fun. A few minutes each day can make a big difference!

Need More Activities?

Join our community at Kids Spark House for ongoing worksheets, activities, and resources to help your child learn to read. Get access to new and exciting materials that keep the learning experience fresh and enjoyable.

kidssparkhouse.com

KIDS SPARK
HOUSE

REMINDER

Don’t where to start?
Is your child still struggling?

We’re here to help! Join our community where we dive deep into how to teach your child to read. In our comprehensive lessons, we cover:

- Which sounds to start with first
- How to get your child to catch on quick
- How to teach letters that make two sounds (e.g., 'c' as in 'cat' and 'c' as in 'city,' or 'g' as in 'go' and 'g' as in 'gem')
- Common mistakes to avoid that can slow progress
- How to assess your child using the KID Method
- Next steps after learning letter sounds

This course provides in-depth guidance on teaching your child to read in a fun and engaging way that they can easily pick up. It also includes ongoing resources to help you teach and support your practice sessions.

KIDS SPARK HOUSE

kidssparkhouse.com

Table of Contents

01	Letters A-Z
132	Treasure Hunt
138	Play Dough Mat
159	Letter Sounds Watches
167	Letter Sounds Bingo
172	Memory Matching
182	Certificate of Achievement
183	What's Next?
184	Message To You
185	Contact Us

KIDS SPARK
HOUSE


Aa
KIDS SPARK
HOUSE

Aa Ant



KIDS SPARK HOUSE

Color the picture.

Aa

Rr	Aa	Ee
Aa	Gg	Aa
Aa	Aa	Aa
Aa	Ee	Aa
Aa	Vv	Aa

Find Aa and color it.

KIDS SPARK HOUSE

Say the sound and trace.

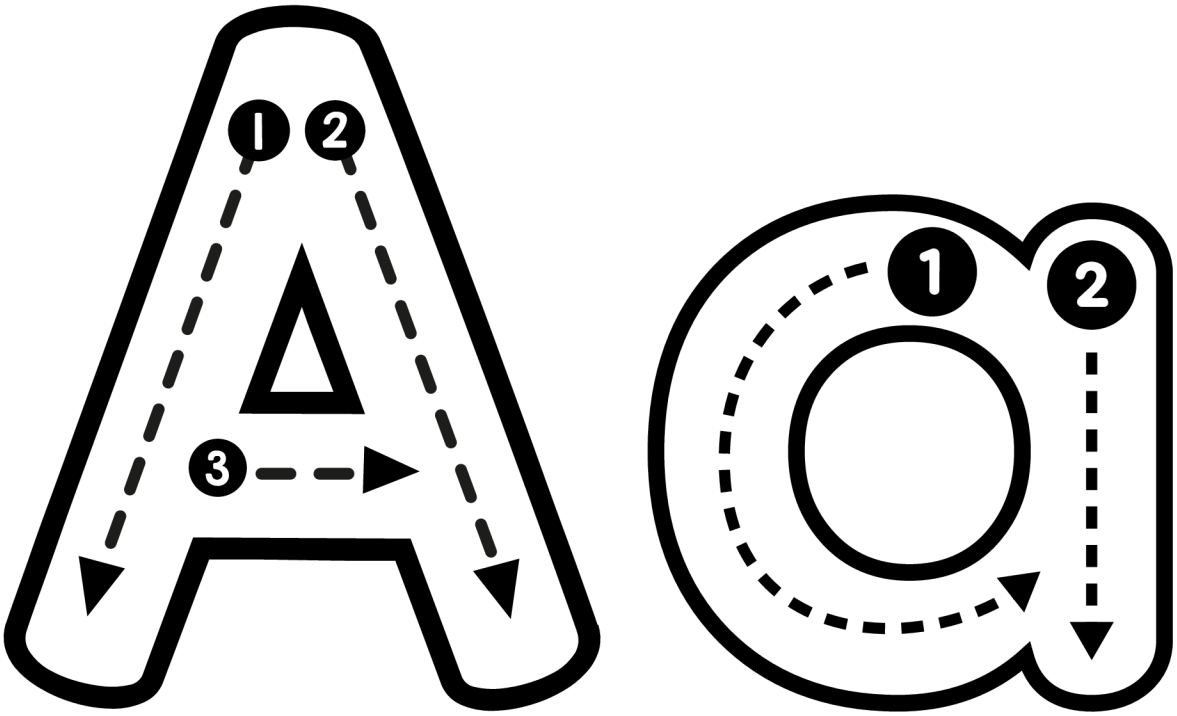

Aa Aa

KIDS SPARK HOUSE

Circle the pictures that begin with Aa.

Aa













KIDS SPARK HOUSE


Bb
KIDS SPARK
HOUSE

Bb Bird



KIDS SPARK HOUSE

Color the picture.

Bb

Bb	Ss	Ee
Bb	Gg	Ll
Bb	Bb	Bb
Bb	Tt	Bb
Bb	Bb	Bb

Find Bb and color it.

KIDS SPARK HOUSE

Say the sound and trace it.

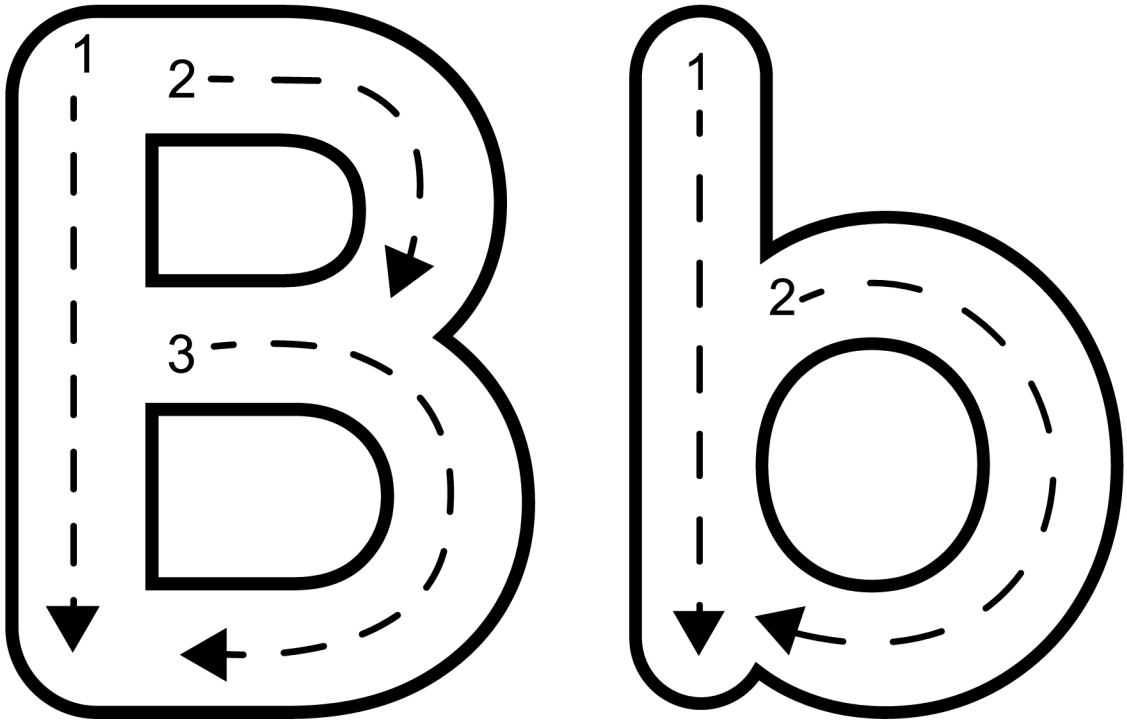

Bb Bb

KIDS SPARK HOUSE

Circle the pictures that begin with Bb.

Bb













KIDS SPARK HOUSE


Cc
KIDS SPARK
HOUSE

Cc Cat



KIDS SPARK HOUSE

Color the picture.

Cc



car



cat

Drive the car to the cat.

KIDS SPARK HOUSE

Say the sound and trace it.

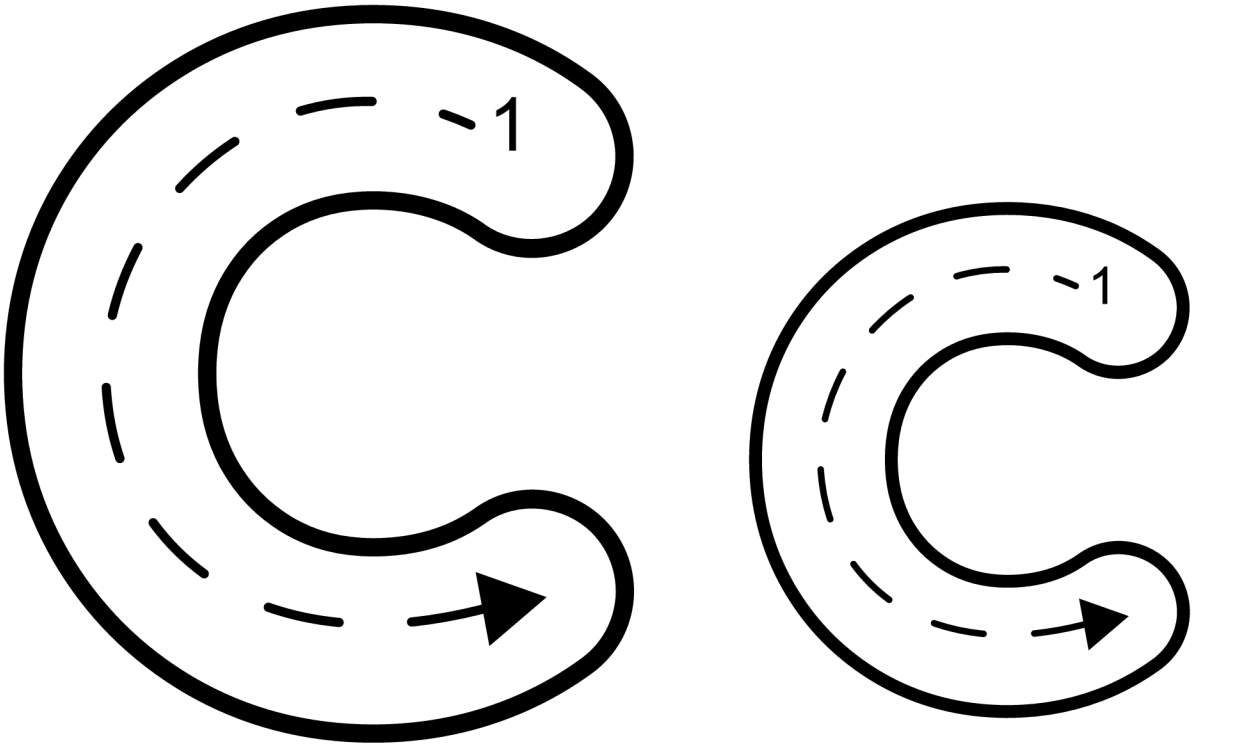



KIDS SPARK HOUSE

Circle the pictures that begin with Cc.

Cc













KIDS SPARK HOUSE


Dd
KIDS SPARK
HOUSE

Dd Dog



KIDS SPARK HOUSE

Color the picture.

Dd



dog



duck

Help the dog go down to find duck.

KIDS SPARK HOUSE

Say the sound and trace it.

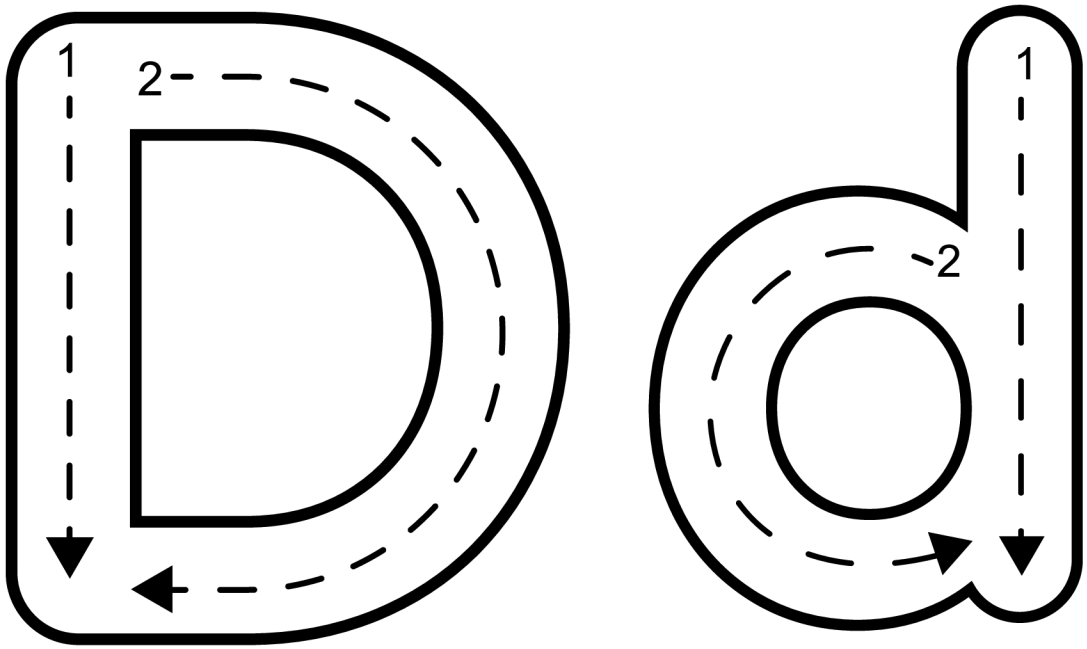

Dd Dd

KIDS SPARK HOUSE

Circle the pictures that begin with Dd.

Dd













KIDS SPARK HOUSE


Ee
KIDS SPARK
HOUSE

Ee Eggs



KIDS SPARK HOUSE

Color the picture.

Ee

Ee	Ee	Ee
Ee	Gg	Cc
Ee	Ee	Ee
Ee	Tt	Dd
Ee	Ee	Ee

Find Ee and color it.

KIDS SPARK HOUSE

Say the sound and trace it.

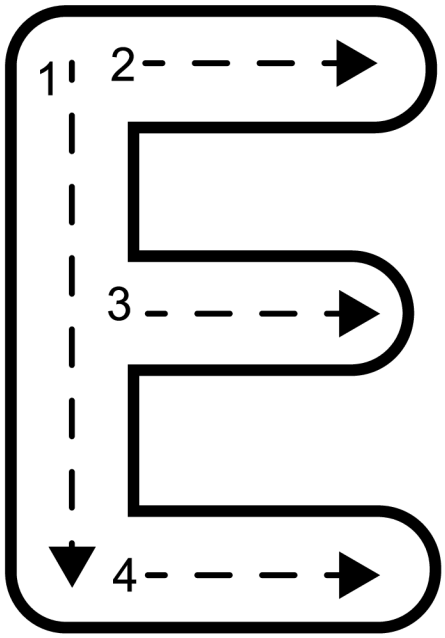

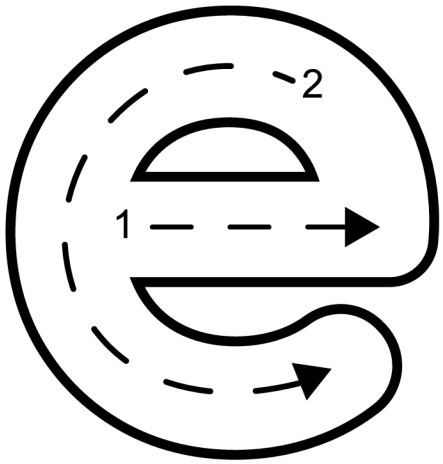

e e

KIDS SPARK HOUSE

Circle the pictures that begin with Ee.

Ee













KIDS SPARK HOUSE


Ff
KIDS SPARK
HOUSE

Ff Fish



KIDS SPARK HOUSE

Color the picture.

Ff

Ff	Ff	Ff
Ff	Gg	Cc
Ff	Ff	Ff
Ff	Ss	Dd
Ff	Ee	Ee

Find Ff and color it.

KIDS SPARK HOUSE

Say the sound and trace it.

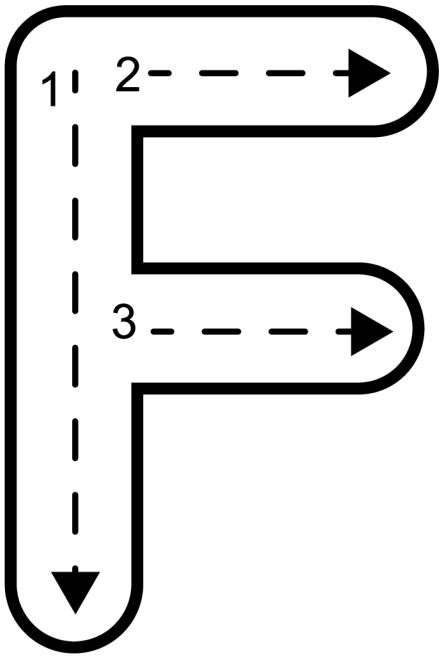



f f

KIDS SPARK HOUSE

Circle the pictures that begin with Ff.

Ff













KIDS SPARK HOUSE


Gg
KIDS SPARK
HOUSE

Gg Gift



KIDS SPARK HOUSE

Color the picture.

Gg

Gg	Gg	Gg
Gg	Tt	Gg
Gg	Gg	Gg
Ff	Ss	Gg
Gg	Gg	Gg

Find Gg and color it.

KIDS SPARK HOUSE

Say the sound and trace it.

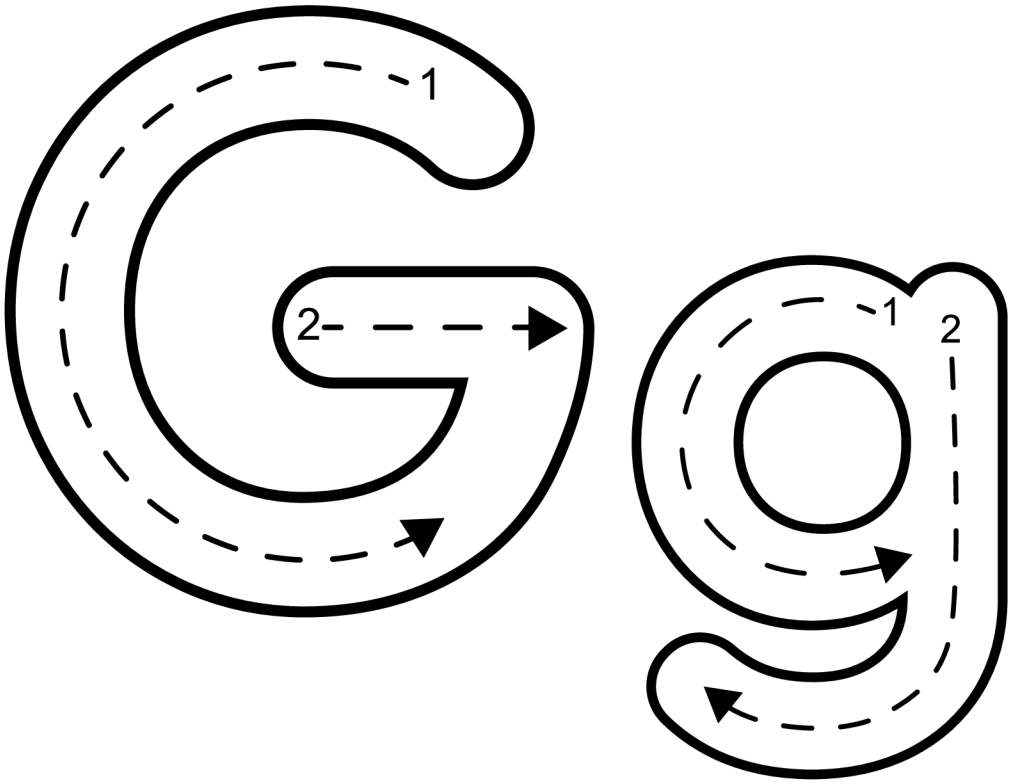

Gg Gg

KIDS SPARK
HOUSE

Circle the pictures that begin with Gg.

Gg













KIDS SPARK HOUSE

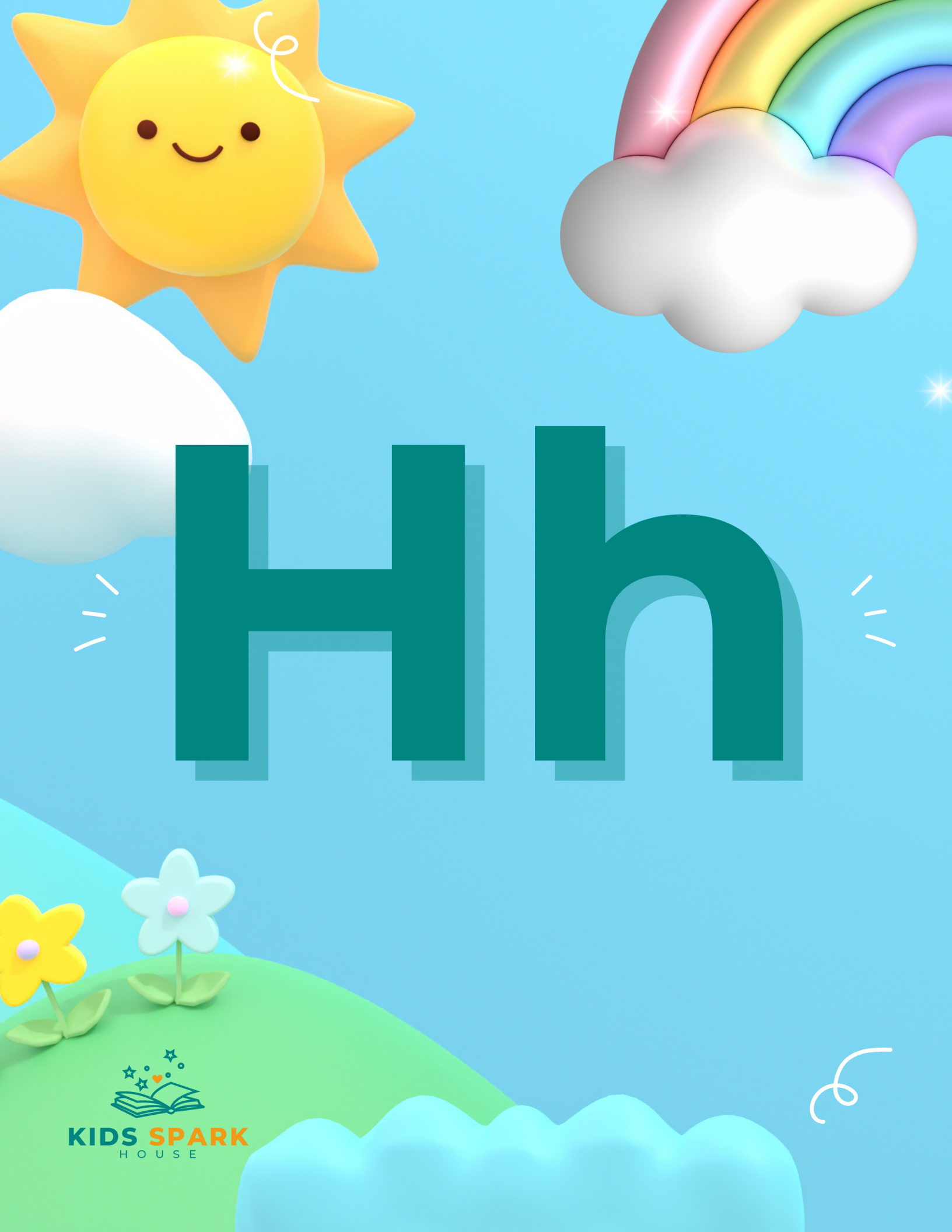
Hh
KIDS SPARK
HOUSE

Hh Hat



KIDS SPARK HOUSE

Color the picture.

Hh

Hh	Gg	Uu
Hh	Tt	Bb
Hh	Hh	Hh
Hh	Ss	Hh
Hh	Ll	Hh

Find Hh and color it.

KIDS SPARK HOUSE

Say the sound and trace it.

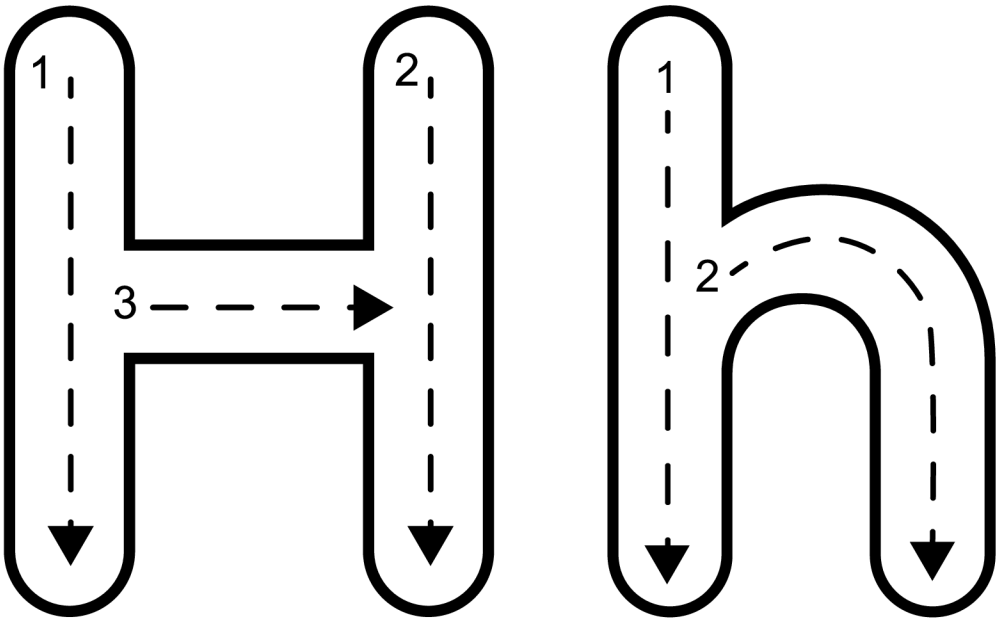

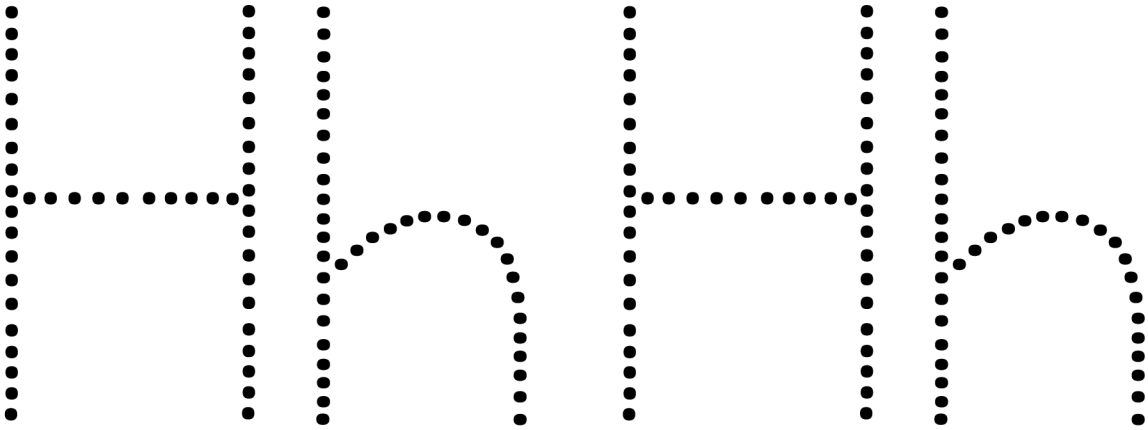

KIDS SPARK
HOUSE

Circle the pictures that begin with Hh.

Hh













KIDS SPARK HOUSE


Ii
KIDS SPARK
HOUSE

Ii Iguana



KIDS SPARK HOUSE

Color the picture.

Ii

Nn	Ii	Oo
Hh	Oo	Bb
Ss	Ii	Hh
Hh	Ii	Aa
Oo	Ii	Mm

Find Ii and color it.

KIDS SPARK HOUSE

Say the sound and trace it.

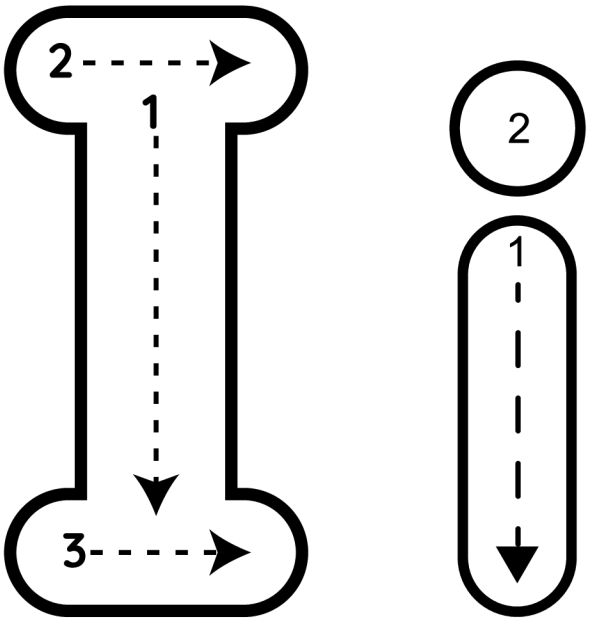

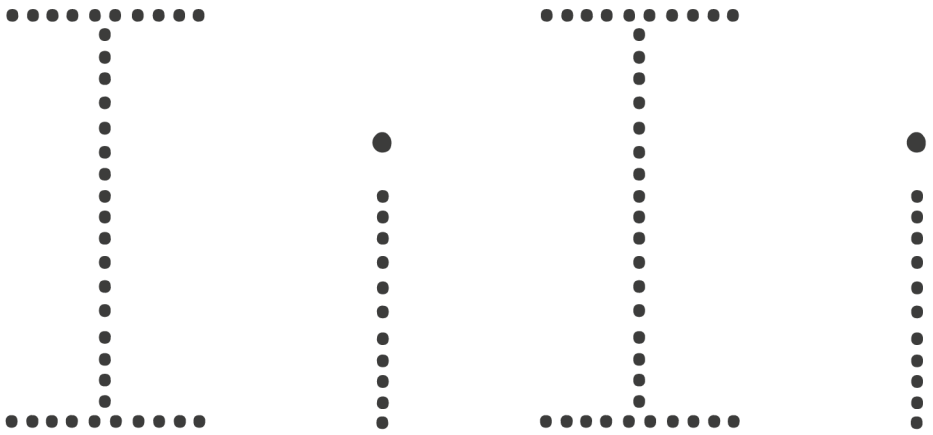

KIDS SPARK HOUSE

Circle the pictures that begin with li.

li













KIDS SPARK HOUSE


Jj
KIDS SPARK
HOUSE

Jj Jug



KIDS SPARK HOUSE

Color the picture.

Jj

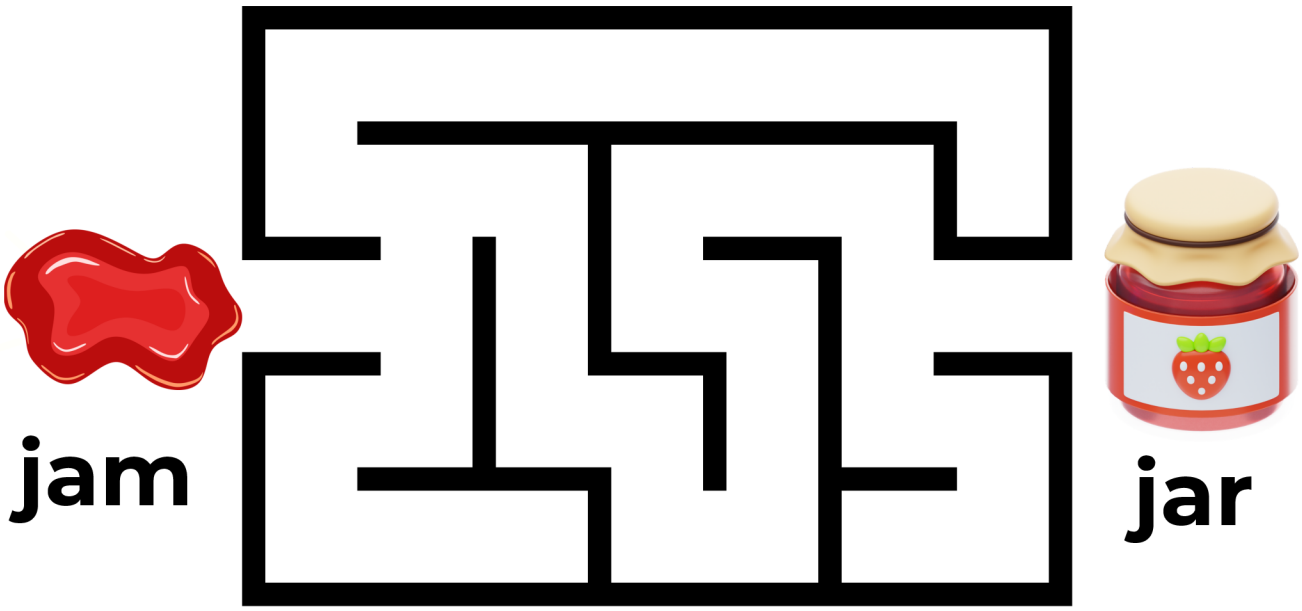

Help the jam find the jar.

KIDS SPARK HOUSE

Say the sound and trace it.

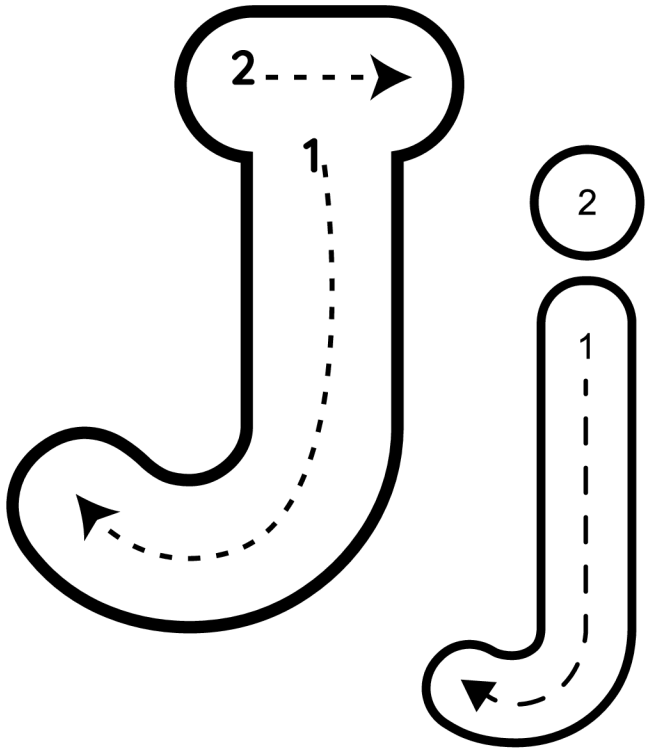

Jj Jj

KIDS SPARK HOUSE

Circle the pictures that begin with Jj.

Jj













KIDS SPARK HOUSE


Kk
KIDS SPARK
HOUSE

Kk Kite



KIDS SPARK HOUSE

Color the picture.

Kk

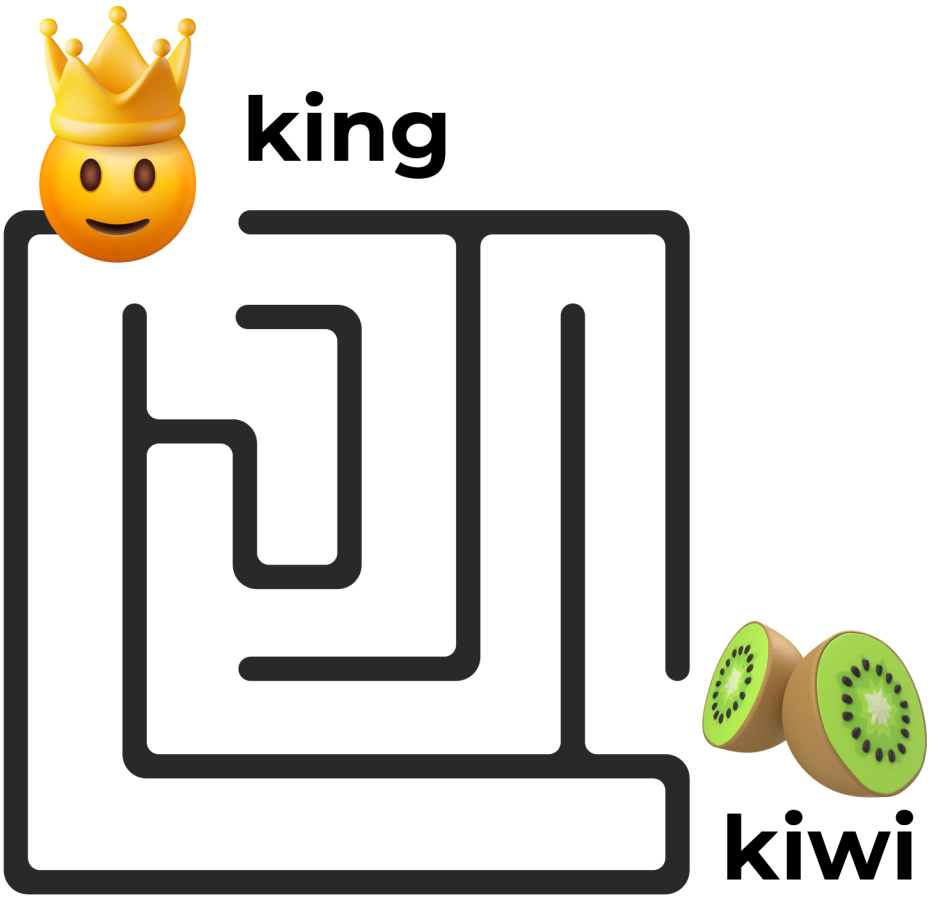

Help the king find the kiwi;
he is hungry!

KIDS SPARK
HOUSE

Say the sound and trace it.

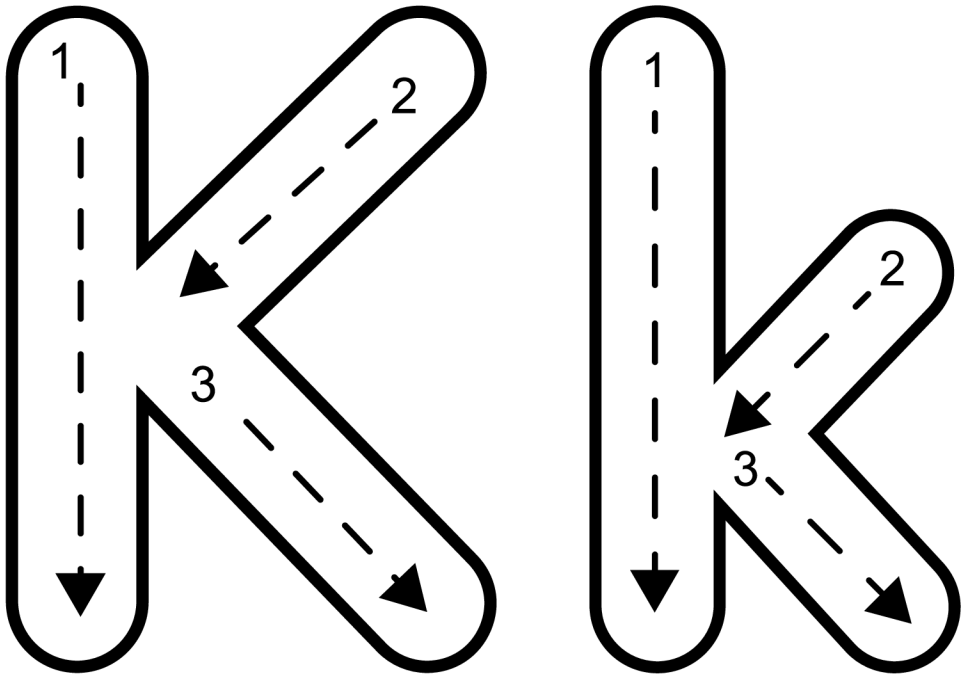

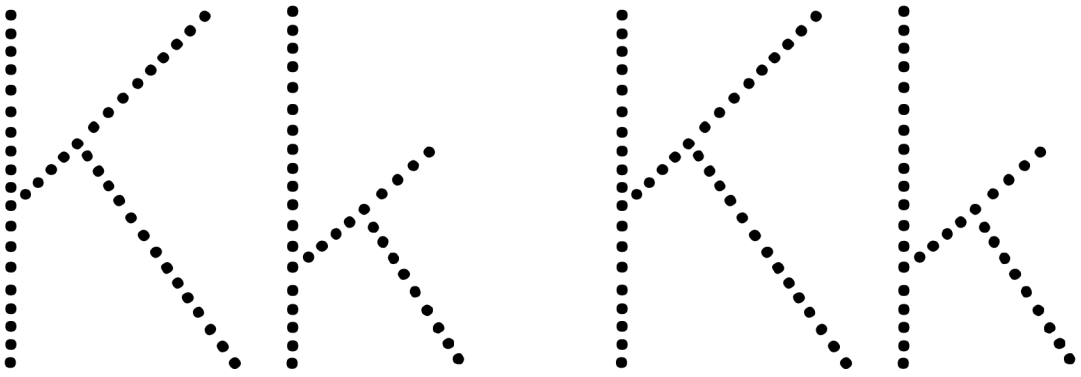

KIDS SPARK HOUSE

Circle the pictures that begin with Kk.

Kk



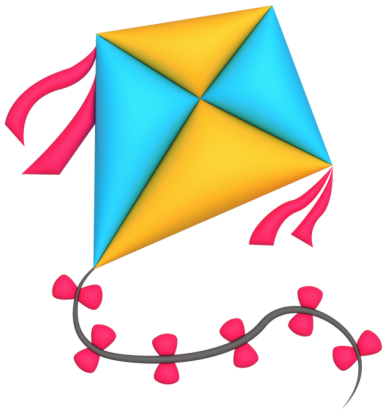









KIDS SPARK HOUSE


L l
KIDS SPARK
HOUSE

Ll Lollipop



KIDS SPARK HOUSE

Color the picture.

Ll

Ll	Ii	Oo
Ll	Oo	Bb
Ll	Vv	Hh
Ll	Ss	Aa
Ll	Ll	Ll

Find Ll and color it.

KIDS SPARK HOUSE

Say the sound and trace it.

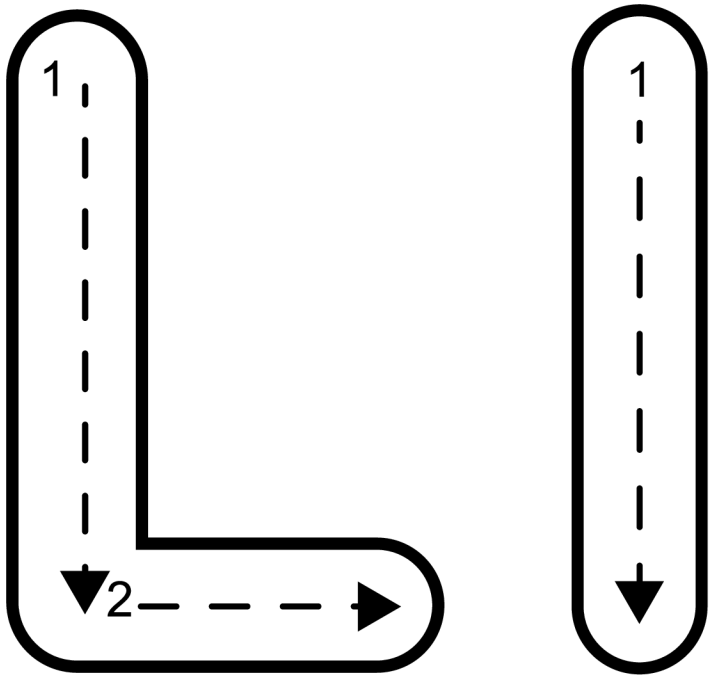

KIDS SPARK
HOUSE

Circle the pictures that begin with Ll.

Ll













KIDS SPARK HOUSE


Mm
KIDS SPARK
HOUSE

Mm Monkey



KIDS SPARK HOUSE

Color the picture.

Mm

Mm	Ii	Oo
Ll	Mm	Bb
Oo	Mm	Hh
Cc	Ss	Mm
Ll	Mm	Rr

Find Mm and color it.

KIDS SPARK HOUSE

Say the sound and trace it.

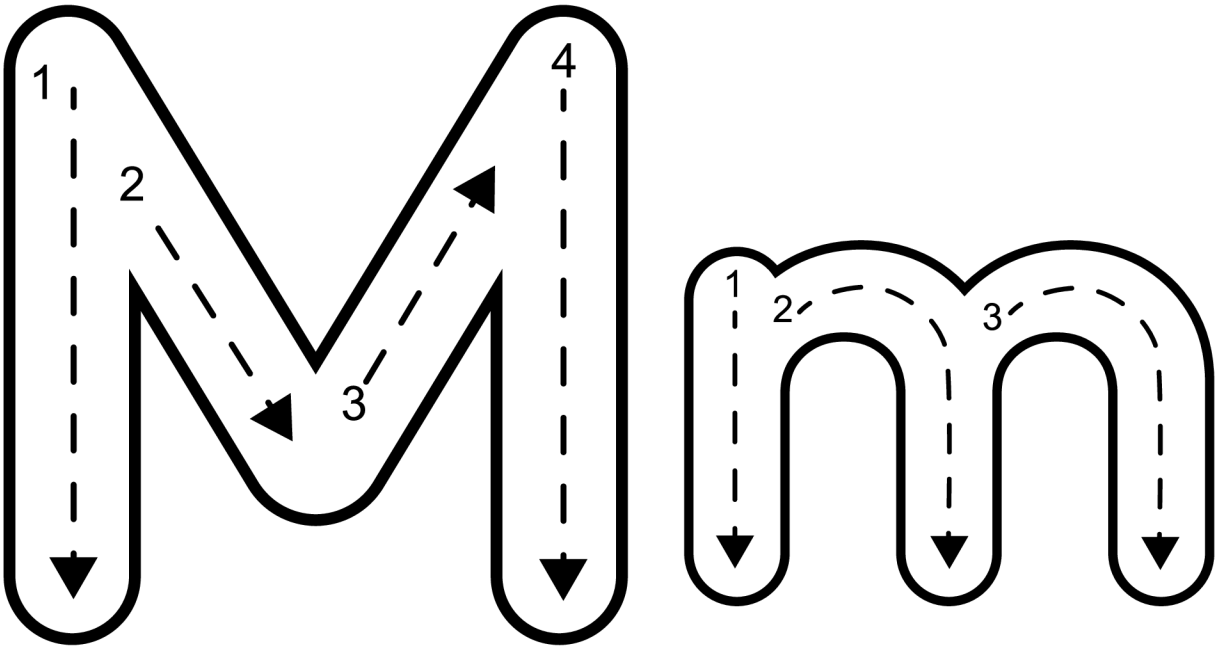



KIDS SPARK HOUSE

Circle the pictures that begin with Mm.

Mm













KIDS SPARK HOUSE


Nn
KIDS SPARK
HOUSE

Nn Net



KIDS SPARK HOUSE

Color the picture.

Nn

Nn	Ii	Nn
Nn	Oo	Nn
Nn	Nn	Nn
Nn	Ss	Nn
Nn	Tt	Nn

Find Nn and color it.

KIDS SPARK HOUSE

Say the sound and trace it.

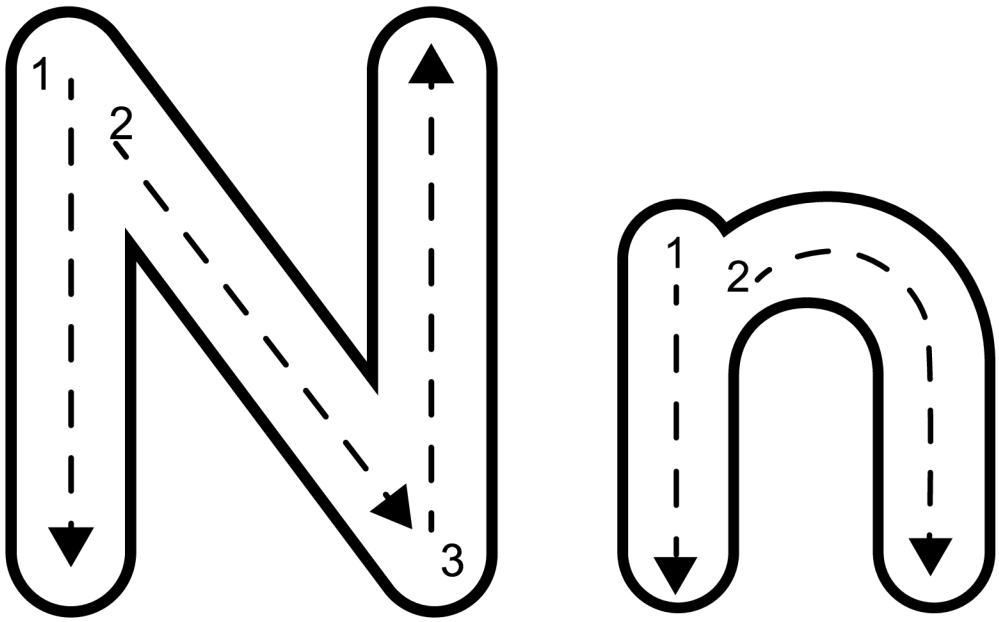

N n N n

KIDS SPARK HOUSE

Circle the pictures that begin with Nn.

Nn













KIDS SPARK HOUSE


Oo
KIDS SPARK
HOUSE

Oo Owl



KIDS SPARK HOUSE

Color the picture.

Oo

Nn	Vv	Aa
Hh	Oo	Nn
Oo	Nn	Oo
Oo	Ss	Oo
Qq	Oo	Xx

Find Oo and color it.

KIDS SPARK HOUSE

Say the sound and trace it.

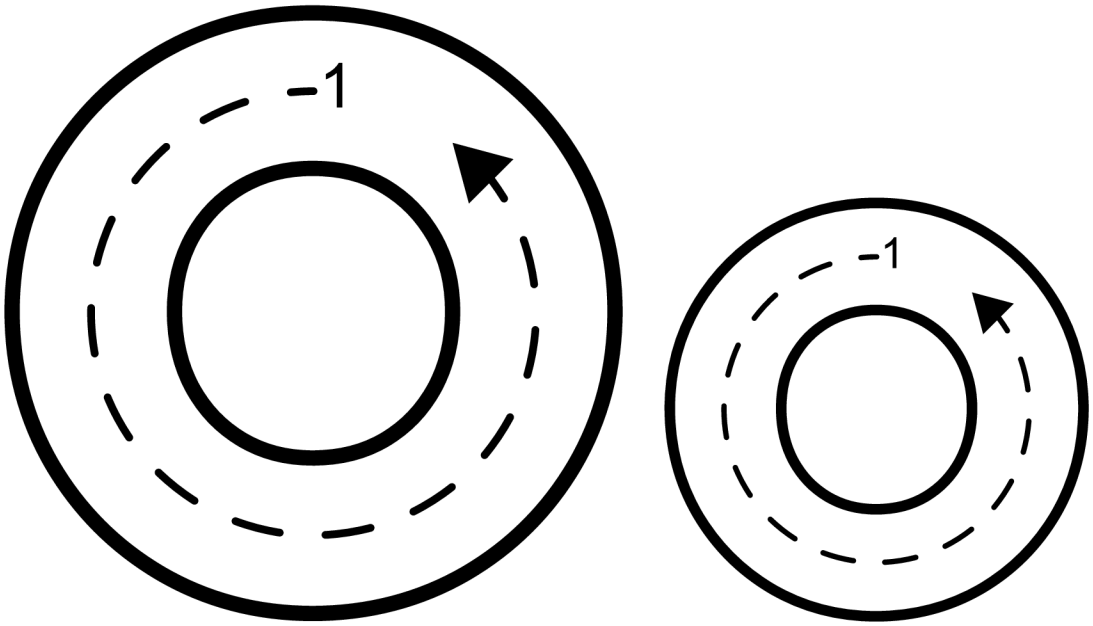



KIDS SPARK
HOUSE

Circle the pictures that begin with Oo.

Oo













KIDS SPARK HOUSE


Pp
KIDS SPARK
HOUSE

Pp Pizza



KIDS SPARK HOUSE

Color the picture.

Pp

Pp	Pp	Pp
Pp	Oo	Pp
Pp	Pp	Pp
Pp	Ss	Zz
Pp	Kk	Xx

Find Pp and color it.

KIDS SPARK HOUSE

Say the sound and trace it.

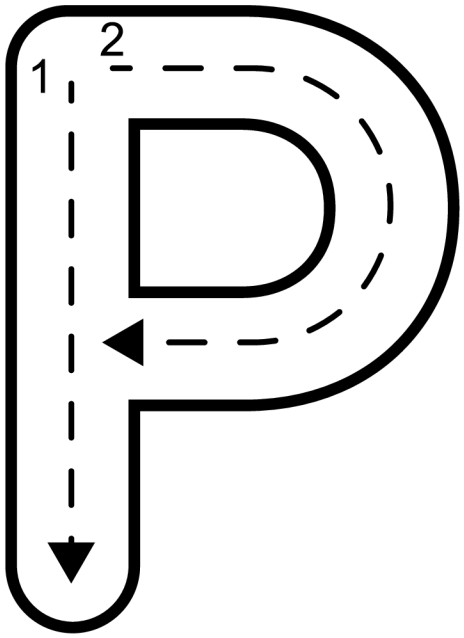

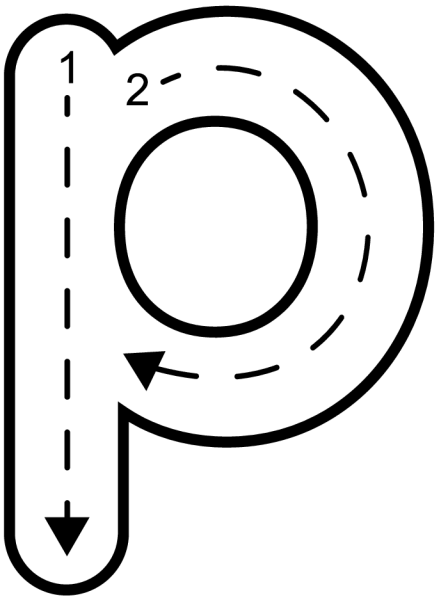

Pp

Pp

KIDS SPARK
HOUSE

Circle the pictures that begin with Pp.

Pp













KIDS SPARK HOUSE


Qq
KIDS SPARK
HOUSE

Qq Queen



Color the picture.

KIDS SPARK HOUSE

Qq



Go on a quest to
find the quarters.

KIDS SPARK
HOUSE

Say the sound and trace it.

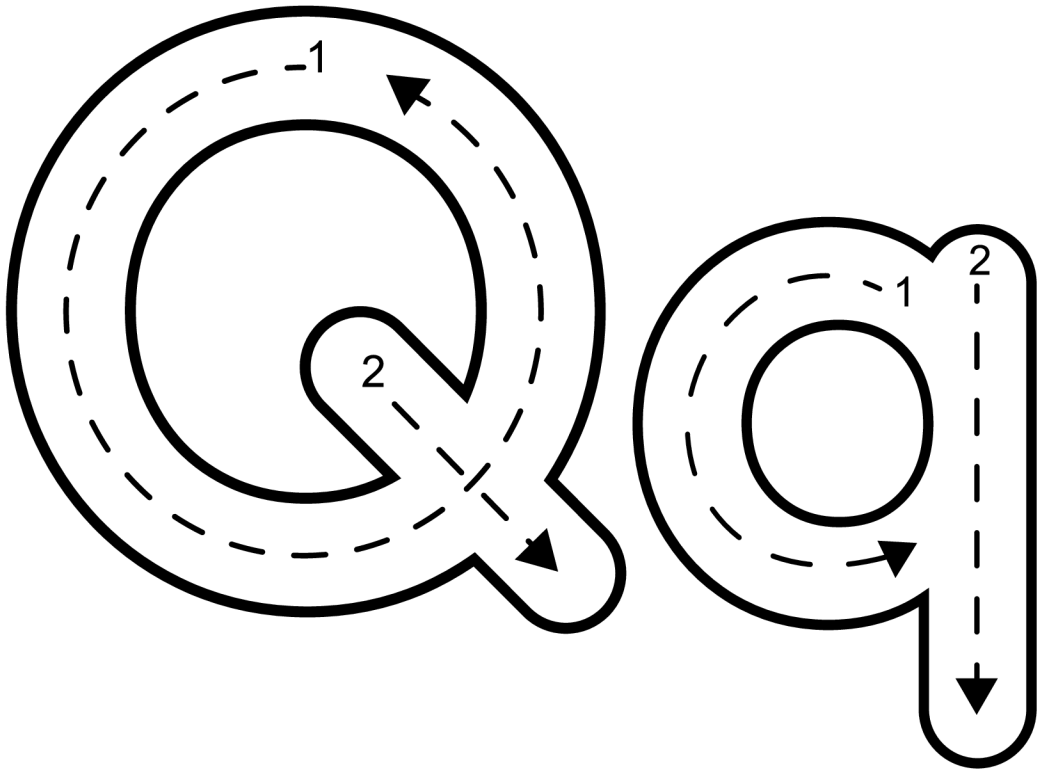

Qq Qq

KIDS SPARK HOUSE

Circle the pictures that begin with Qq.

Qq













KIDS SPARK HOUSE


Rr
KIDS SPARK
HOUSE

Rr Rainbow



KIDS SPARK HOUSE

Color the picture.

Rr



rabbit





rose

Help the rabbit
find the rose.

KIDS SPARK
HOUSE

Say the sound and trace it.

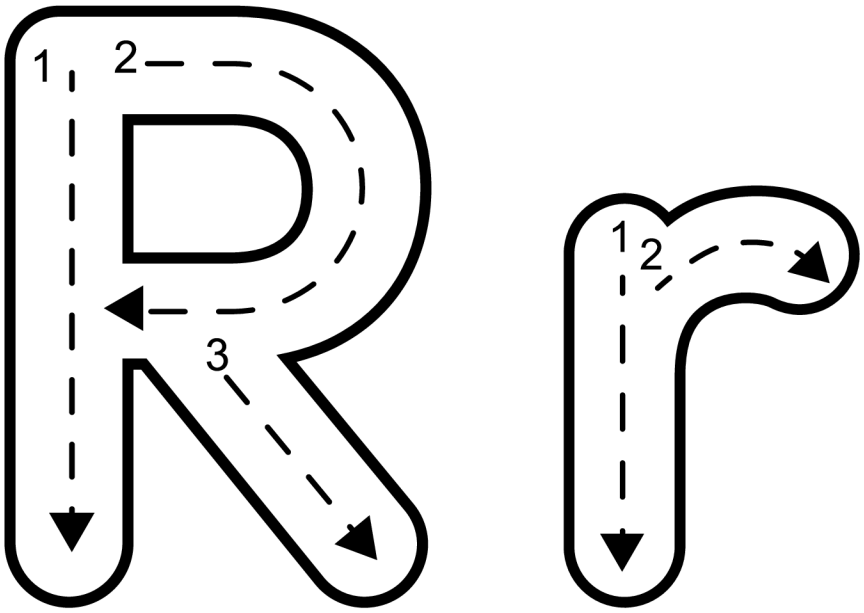

Rr Rr

KIDS SPARK HOUSE

Circle the pictures that begin with Rr.

Rr













KIDS SPARK HOUSE


Ss
KIDS SPARK
HOUSE

Ss Snail



KIDS SPARK HOUSE

Color the picture.

Ss



Help Sam ride to school.

KIDS SPARK
HOUSE

Say the sound and trace it.



Ss Ss

KIDS SPARK
HOUSE

Circle the pictures that begin with Ss.

Ss













KIDS SPARK HOUSE


Tt
KIDS SPARK
HOUSE

Tt Tiger



Color the picture.

KIDS SPARK HOUSE

Tt



turtle

tiger

Help tiger find turtle.

KIDS SPARK HOUSE

Say the sound and trace it.

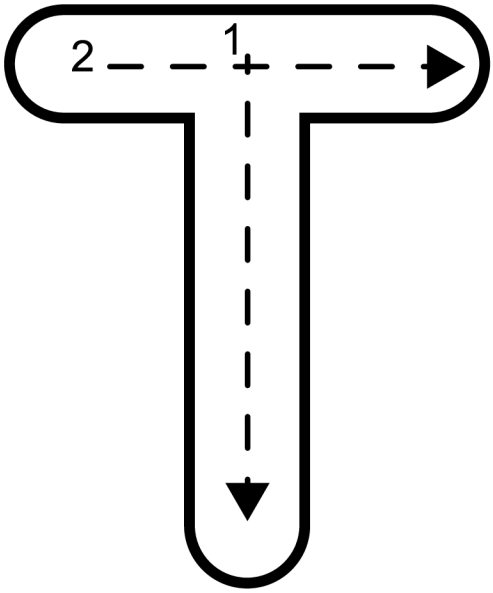

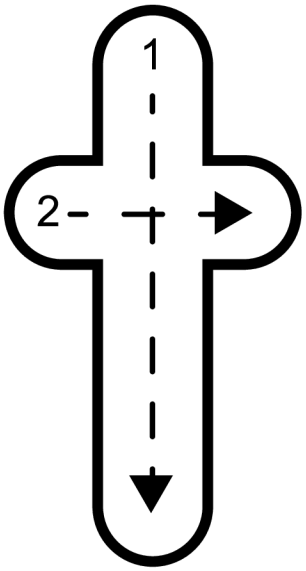

t t

KIDS SPARK
HOUSE

Circle the pictures that begin with Tt.

Tt













KIDS SPARK HOUSE


Uu
KIDS SPARK
HOUSE

Uu Umbrella



Color the picture.

KIDS SPARK HOUSE

Uu

Nn	Ii	Oo
Hh	Oo	Bb
Uu	Ii	Uu
Uu	Tt	Uu
Uu	Uu	Uu

Find Uu and color it.

KIDS SPARK HOUSE

Say the sound and trace it.

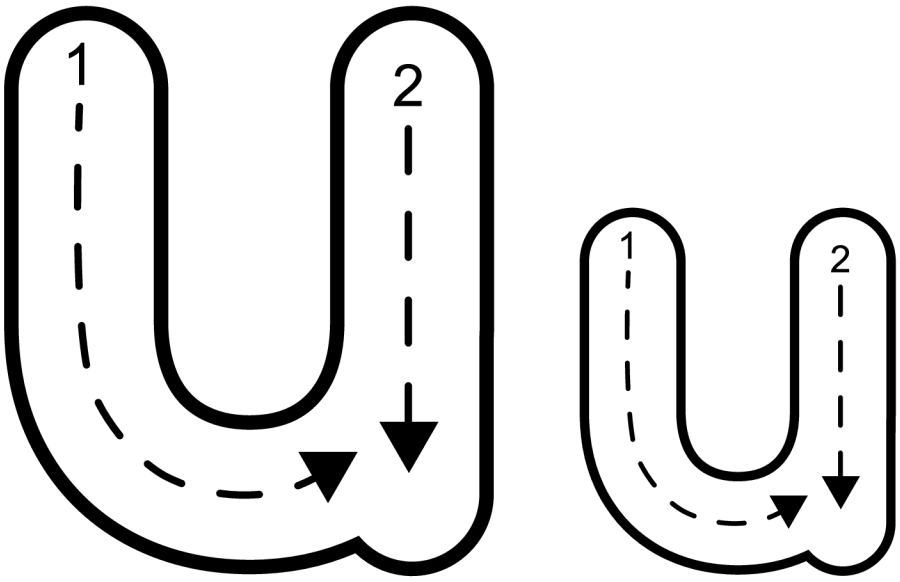

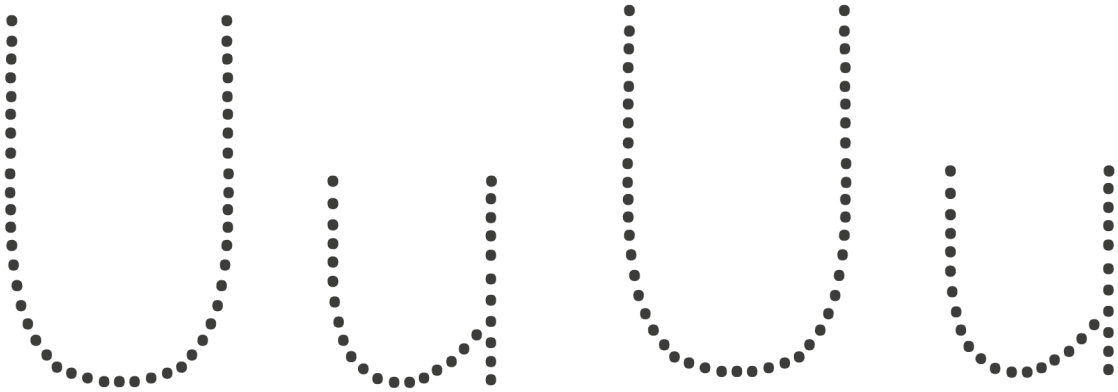

KIDS SPARK
HOUSE

Circle the pictures that begin with Uu.

Uu













KIDS SPARK HOUSE


Vv
KIDS SPARK
HOUSE

Vv Van



Color the picture.

KIDS SPARK HOUSE

Vv

Nn	Rr	Ss
Hh	Oo	Bb
Vv	Ii	Vv
Vv	Tt	Vv
Jj	Vv	Mm

Find Vv and color it.

KIDS SPARK HOUSE

Say the sound and trace it.

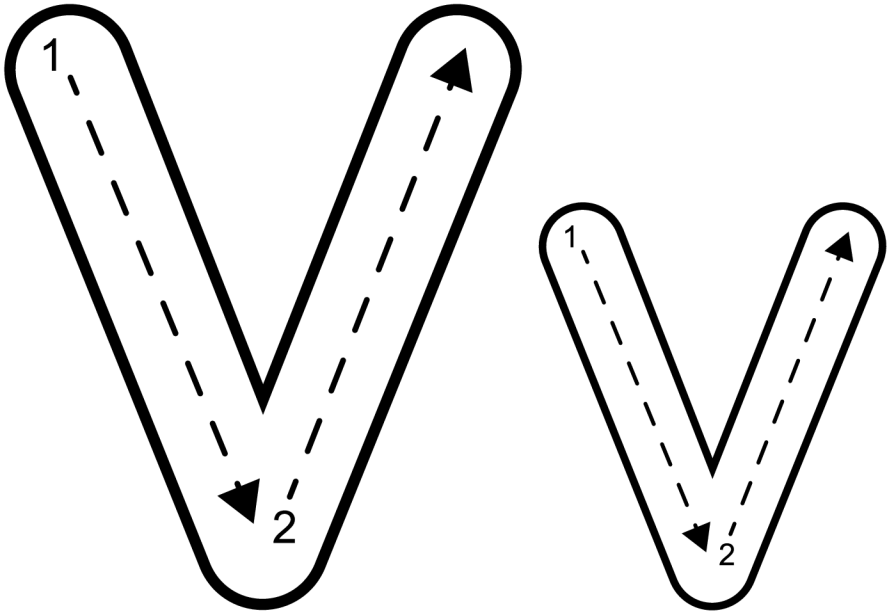

v v v

KIDS SPARK
HOUSE

Circle the pictures that begin with Vv.

Vv













KIDS SPARK HOUSE


Ww
KIDS SPARK
HOUSE

Ww Wagon



Color the picture.

KIDS SPARK HOUSE

Ww

Tt	Rr	Ss
Hh	Oo	Ll
Ww	Ii	Ww
Ww	Ww	Ww
Ww	Qq	Ww

Find Ww and color it.

KIDS SPARK HOUSE

Say the sound and trace it.

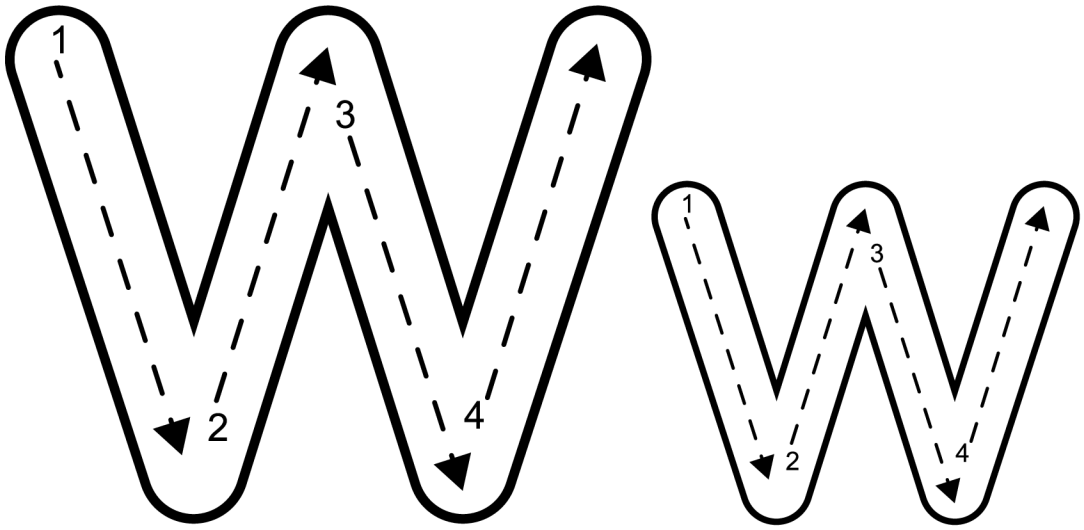





KIDS SPARK HOUSE

Circle the pictures that begin with Ww.

Ww













KIDS SPARK HOUSE


Xx
KIDS SPARK
HOUSE

Xx X-ray



Color the picture.

KIDS SPARK HOUSE



Ee	Rr	Aa
Xx	Oo	Xx
Ff	Xx	Ff
Xx	Cc	Xx
Jj	Vv	Dd

Find Xx and color it.

KIDS SPARK HOUSE

Say the sound and trace it.

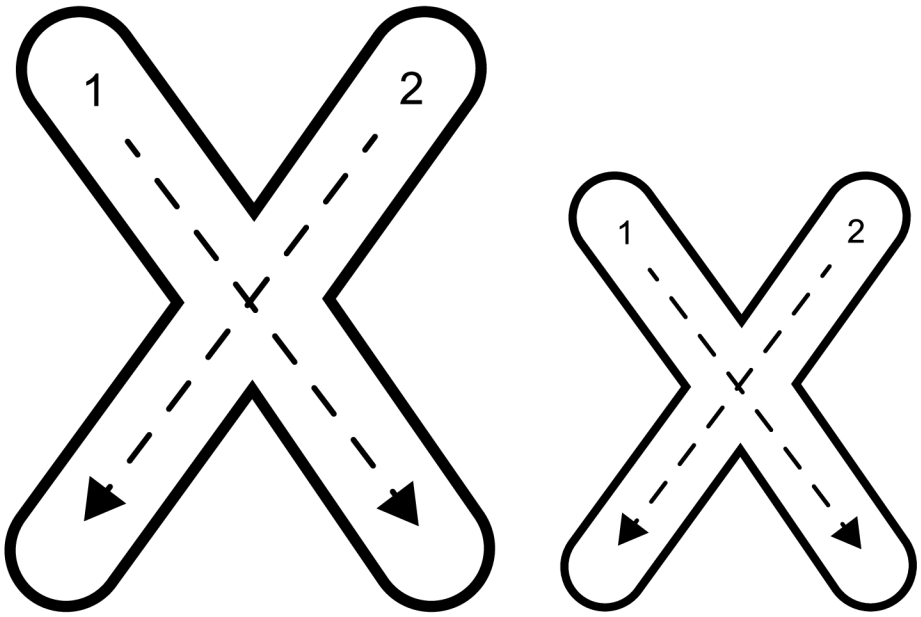



KIDS SPARK
HOUSE

Circle the pictures that **ends** with Xx.

Xx













KIDS SPARK HOUSE

Say the sound and trace it.

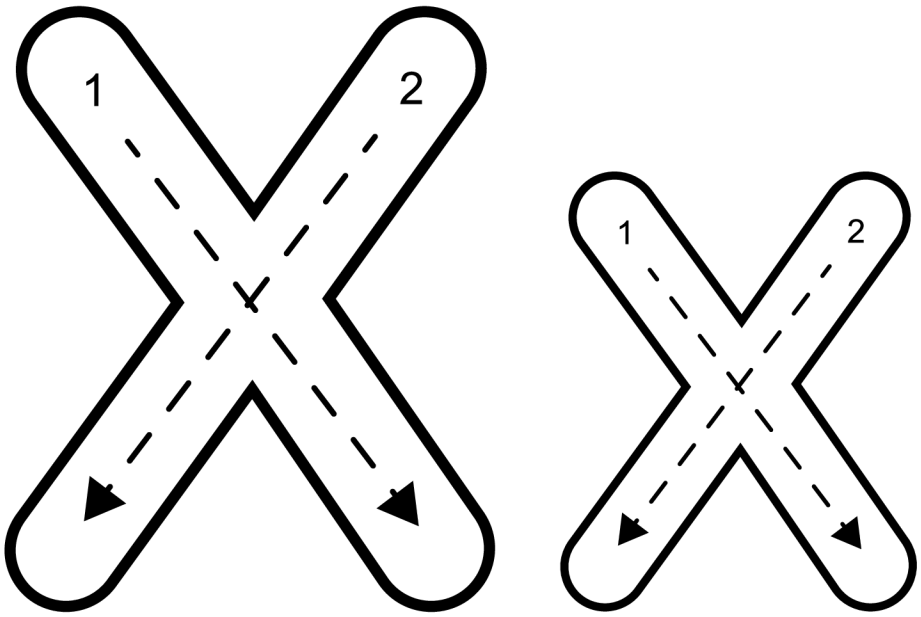



KIDS SPARK
HOUSE


Yy
KIDS SPARK
HOUSE

Yy Yogurt



Color the picture.

KIDS SPARK
HOUSE

Yy

Yy	Rr	Yy
Yy	Oo	Yy
Yy	Yy	Yy
Pp	Yy	Ss
Oo	Yy	Gg

Find Yy and color it.

KIDS SPARK HOUSE

Say the sound and trace it.

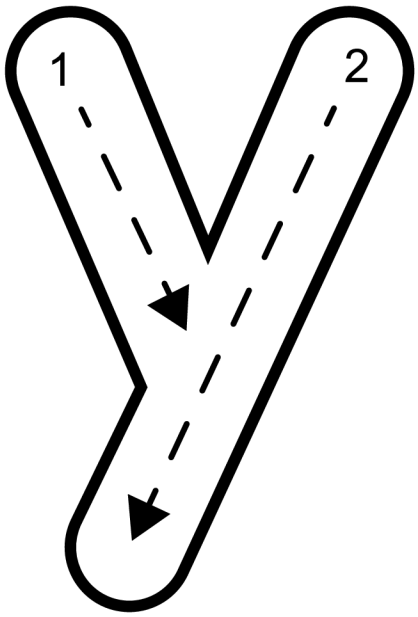

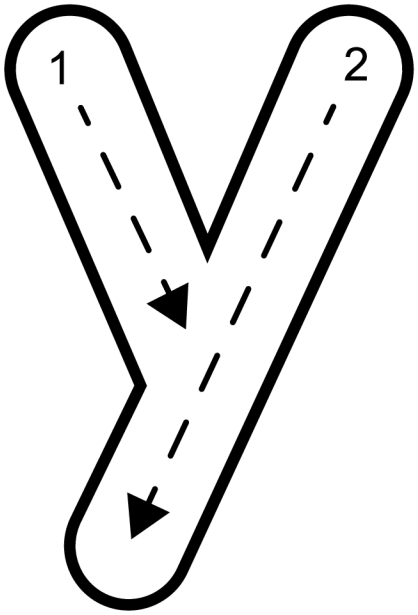





KIDS SPARK
HOUSE

Circle the pictures that begin with Yy.

Yy













KIDS SPARK HOUSE


Zz
KIDS SPARK
HOUSE

Zz Zebra



Color the picture.

KIDS SPARK HOUSE

Zz

Zz	Zz	Zz
Tt	Oo	Zz
Yy	Zz	Rr
Zz	Cc	Ss
Zz	Zz	Zz

Find Zz and color it.

KIDS SPARK HOUSE

Say the sound and trace it.

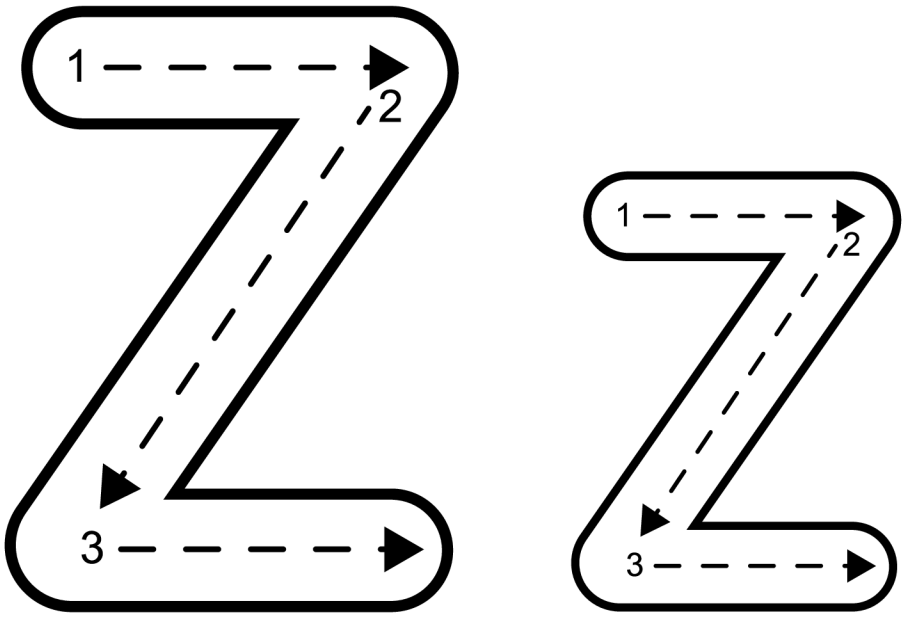



KIDS SPARK HOUSE

Circle the pictures that begin with Zz.

Zz

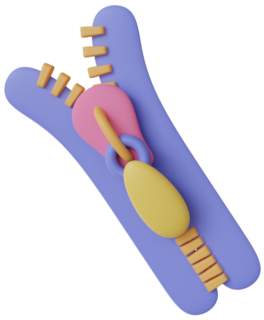











KIDS SPARK HOUSE

Treasure Hunt

KIDS SPARK HOUSE

Treasure Hunt

How to Play

On the next page, pick and cut out your play piece.

Put your play piece on start. You will use your play piece to keep track of where you are.

Say the sound of each letter until you get to the treasure.

Parents: If your child still has a hard time with letter sounds, we have a full lesson that will show you how to teach letter sounds in a way your child will remember.

Learn more at kidssparkhouse.com

KIDS SPARK HOUSE




































KIDS SPARK HOUSE

START

Aa

Mm

Kk

Pp

Tt

Ff

Ww

Rr

Gg

Ll

Dd

Uu

Jj

Oo

Cc

Yy

Hh

Vv

Bb

Zz

Qq

Ii

Xx

Nn

Ee

Ss










KIDS SPARK
HOUSE
Pp
Hh
Ee
Jj
Ww
Ii
Rr
Oo
Bb
Gg
Ll
Aa
Yy
Ff
Ss
Xx
Dd
Uu
Kk
Nn
Tt
START
Cc
Vv
Mm
Zz
Qq

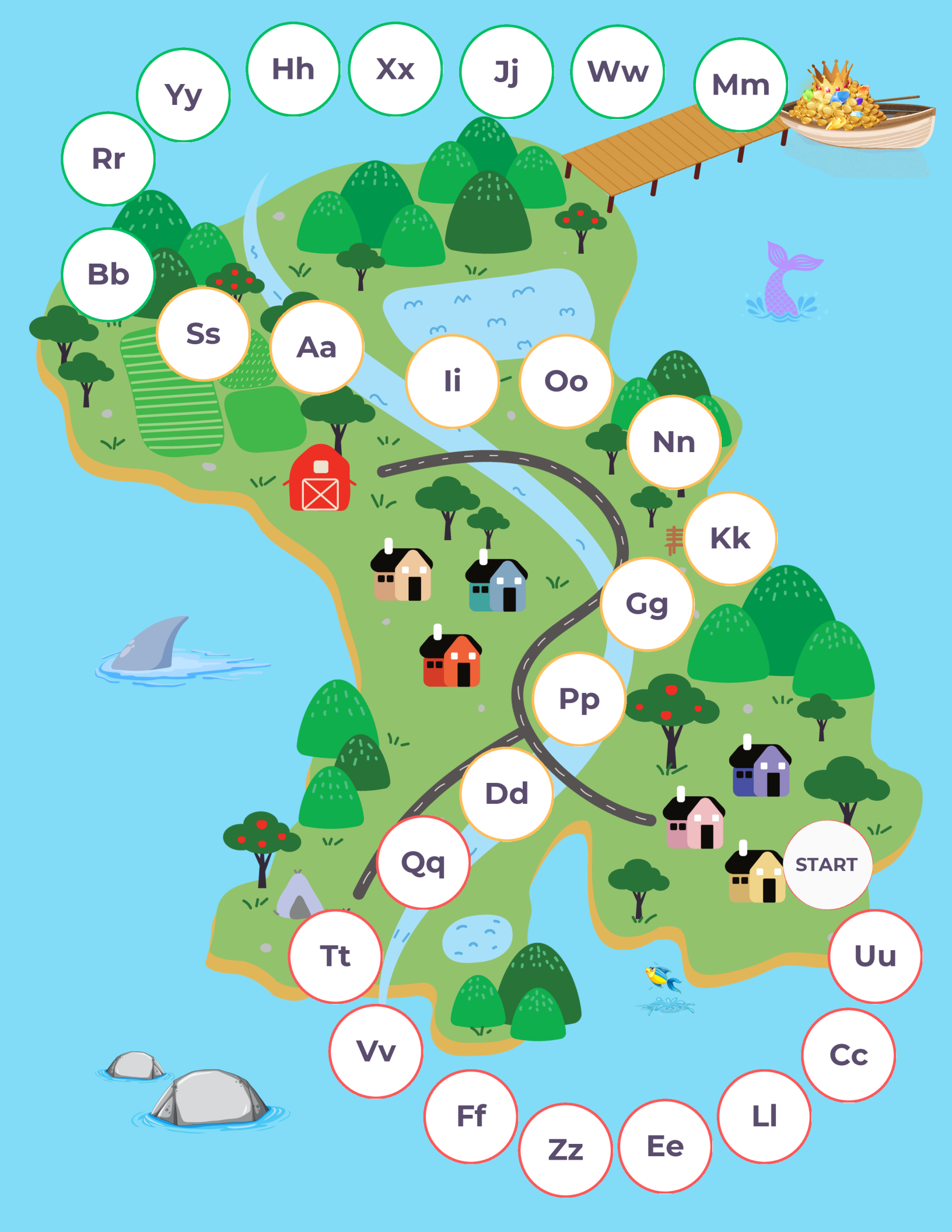
Hh
Xx
Jj
Ww
Yy
Mm
Rr
Bb
Ss
Aa
Ii
Oo
Nn
Kk
Gg
Pp
Dd
Qq
START
Tt
Uu
Vv
Cc
Ff
Ll
Zz
Ee

Thank you
for your purchase

These activity sheets are part of our Letter Sounds Activity Book.

Enjoy a sample of our full workbook!



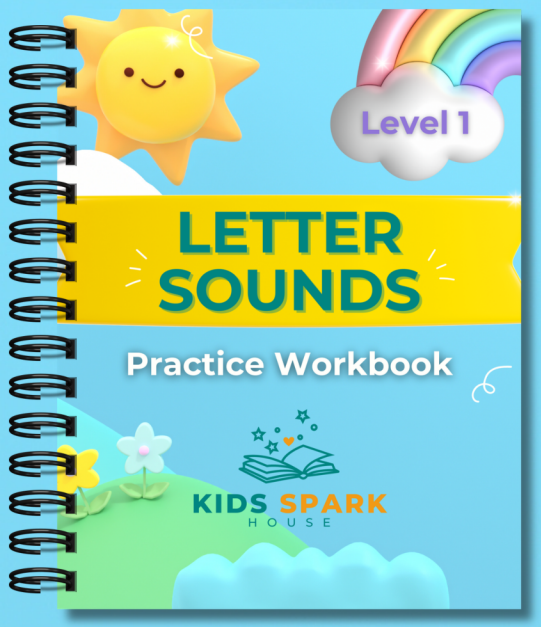

KIDS SPARK HOUSE

kidssparkhouse.com

Why Parents & Teachers Love It



Over 250 Pages of Activity

Learn letter sounds fast to begin reading!

- Already printed for you. Save paper and ink.
- Saves time. Just open and use.
- Proven methods for fast learning.
- Many fun activities to choose from.
- Lays flat for comfort.
- Clutter free designs for focused learning.
- Level 2 workbook available for continued learning.

KIDS SPARK HOUSE

kidssparkhouse.com

REMINDER

Consistenty

Remember, the key to success in learning letter sounds is regular practice. Aim for short, daily sessions to keep your child engaged and make learning fun. A few minutes each day can make a big difference!

Need More Activities?

Join our community at Kids Spark House for ongoing worksheets, activities, and resources to help your child learn to read. Get access to new and exciting materials that keep the learning experience fresh and enjoyable.

kidssparkhouse.com

KIDS SPARK
HOUSE

REMINDER

Don’t where to start?
Is your child still struggling?

We’re here to help! Join our community where we dive deep into how to teach your child to read. In our comprehensive lessons, we cover:

- Which sounds to start with first
- How to get your child to catch on quick
- How to teach letters that make two sounds (e.g., 'c' as in 'cat' and 'c' as in 'city,' or 'g' as in 'go' and 'g' as in 'gem')
- Common mistakes to avoid that can slow progress
- How to assess your child using the KID Method
- Next steps after learning letter sounds

This course provides in-depth guidance on teaching your child to read in a fun and engaging way that they can easily pick up. It also includes ongoing resources to help you teach and support your practice sessions.

KIDS SPARK HOUSE

kidssparkhouse.com

Play-dough Mats

KIDS SPARK HOUSE

Aa

Aa Tt Dd

Cover the letters that does not belong.



apple

Bb

Hh Bb Ss

Cover the letters that does not belong.



balloon

Cc

Uu Rr Cc

Cover the letters that does not belong.



carrot

Dd

Ll Nn Dd

Cover the letters that does not belong.



dolphin

Ee

Gg Ff Ee

Cover the letters that does not belong.



earth

Ff

Ff Pp Oo

Cover the letters that does not belong.



fire

Gg

Gg Tt Xx

Cover the letters that does not belong.



grapes

Hh

Aa Hh Ww

Cover the letters that does not belong.



hat

Ii

Ee Ii Ss

Cover the letters that does not belong.



ink

Jj

Aa Hh Jj

Cover the letters that does not belong.



jellyfish

Kk

kk Vv Yy

Cover the letters that does not belong.



koala

Ll

Aa Hh Ll

Cover the letters that does not belong.



lollipop

Mm

Bb Zz Mm

Cover the letters that does not belong.



money

Nn

Nn Cc Jj

Cover the letters that does not belong.



nine

Oo

Rr Oo Xx

Cover the letters that does not belong.



orange

Pp

Ii Pp Tt

Cover the letters that does not belong.



parrot

Qq



Ll Gg Qq

queen's crown

Cover the letters that does not belong.

Rr



Rr Ss Tt

rainbow

Cover the letters that does not belong.

Ss



Ss Aa Ww

Cover the letters that does not belong.

sun

Tt



Kk Yy Tt

Cover the letters that does not belong.

tree

Uu



Ss Uu Rr

Cover the letters that does not belong.

umbrella

Vv



Vv Ll Oo

Cover the letters that does not belong.

volleyball

Ww

Ss Aa Ww

Cover the letters that does not belong.



watermelon

Xx

Ii Jj Xx

Cover the letters that does not belong.



xylophone

Yy



Aa Yy Zz

Cover the letters that does not belong.

yarn

Zz



Zz Xx Oo

Cover the letters that does not belong.

zucchini





Letter Sounds

Flashcards

single letter flashcards available on

K I D S S P A R K H O U S E . C O M

KIDS SPARK HOUSE

How To Use
Letter Sounds Lessons

Some topics we will discuss are:

KIDS SPARK HOUSE

- Which sounds to start with first
- How often practice should be
- How to teach letters that make two sounds
  - ‘c’ as in cat and ‘c’ as in city
  - ‘g’ as in go and ‘g’ as in gem
- The most common mistakes to avoid that slow progress
- How to assess your child using the KID Method
- The next steps after learning letter sounds
- What to do if you need more help

Our course provides in-depth guidance on teaching your child to read in a fun and engaging way that they can easily pick up.

It also comes with ongoing resources that you can use during practice.

Learn more at kidssparkhouse.com

Aa

Bb

Cc

Dd

Ee

Ff

Gg

Hh

Ii

Jj

Kk

Ll

Mm

Nn

Oo

Pp

Qq

Rr

Ss

Tt

Uu

Vv

Ww

Xx

Yy

Zz

Letter Sounds Watches

KIDS SPARK HOUSE

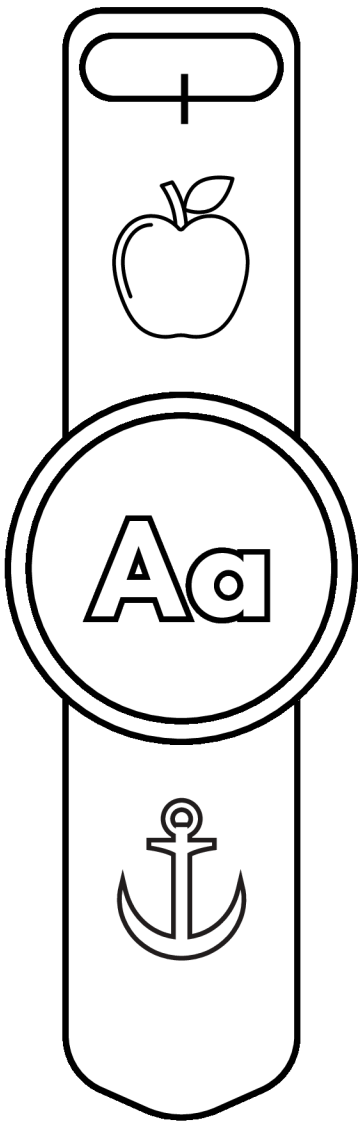

Color, trim then glue the ends together to make your watch.



Color, trim then glue the ends together to make your watch.



Color, trim then glue the ends together to make your watch.



Color, trim then glue the ends together to make your watch.

KIDS SPARK
HOUSE



Color, trim then glue the ends together to make your watch.



Color, trim then glue the ends together to make your watch.



Color, trim then glue the ends together to make your watch.



Color, trim then glue the ends together to make your watch.

KIDS SPARK HOUSE

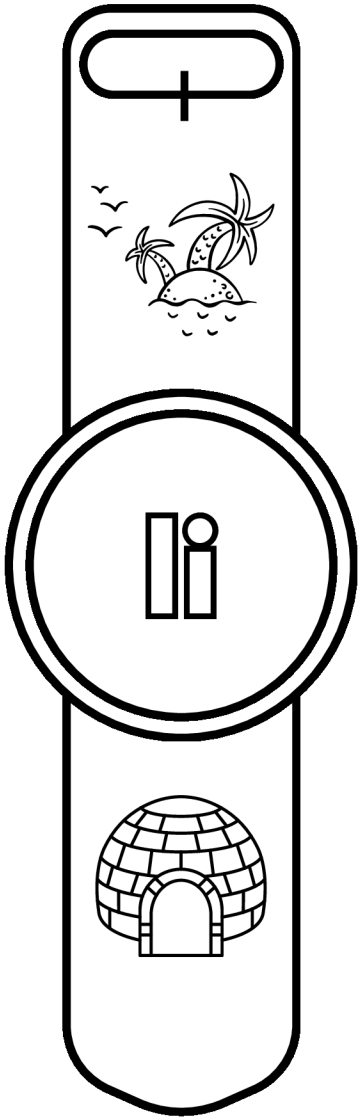

Color, trim then glue the ends together to make your watch.



Color, trim then glue the ends together to make your watch.



Color, trim then glue the ends together to make your watch.



Color, trim then glue the ends together to make your watch.

KIDS SPARK
HOUSE



Color, trim then glue the ends together to make your watch.



Color, trim then glue the ends together to make your watch.

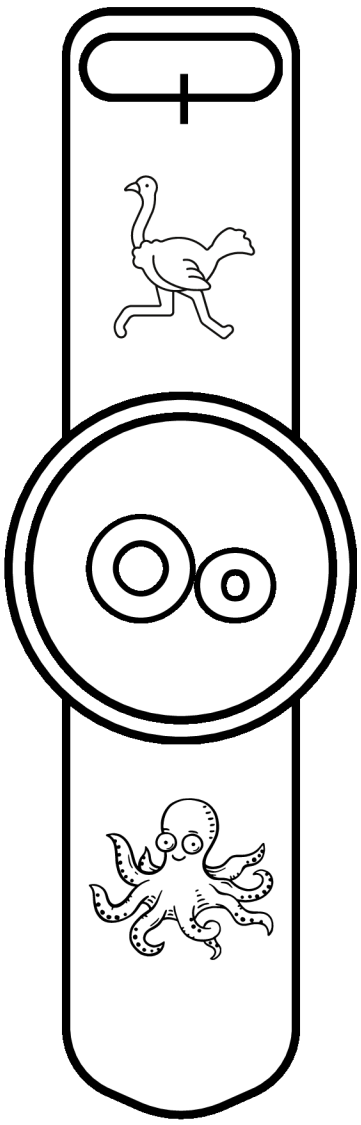

Color, trim then glue the ends together to make your watch.



Color, trim then glue the ends together to make your watch.

KIDS SPARK HOUSE



Color, trim then glue the ends together to make your watch.



Color, trim then glue the ends together to make your watch.



Color, trim then glue the ends together to make your watch.



Color, trim then glue the ends together to make your watch.

KIDS SPARK HOUSE



Color, trim then glue the ends together to make your watch.



Color, trim then glue the ends together to make your watch.



Color, trim then glue the ends together to make your watch.



Color, trim then glue the ends together to make your watch.

KIDS SPARK
HOUSE

KIDS SPARK
HOUSE



Color, trim then glue the ends together to make your watch.

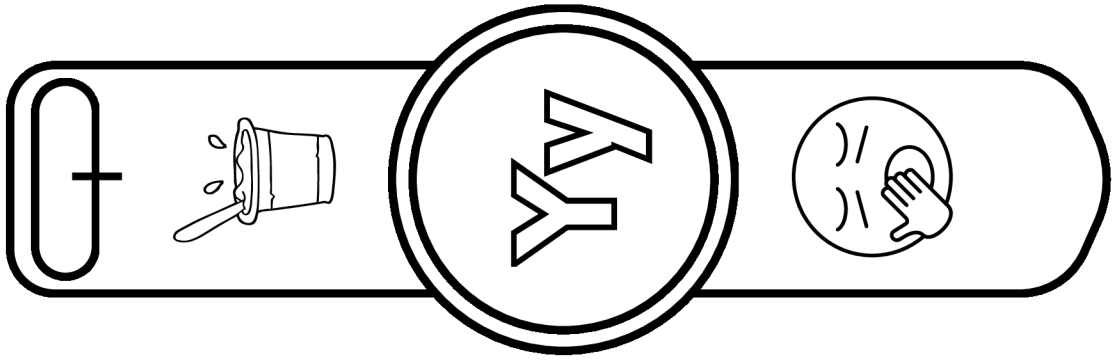

Color, trim then glue the ends together to make your watch.

3 In A Row

Letter Sounds Bingo

KIDS SPARK HOUSE

Place Holders

a	b	c	d	e
f	g	h	i	j
k	l	m	n	o
p	q	r	s	t
u	v	w	x	y
z				

KIDS SPARK HOUSE

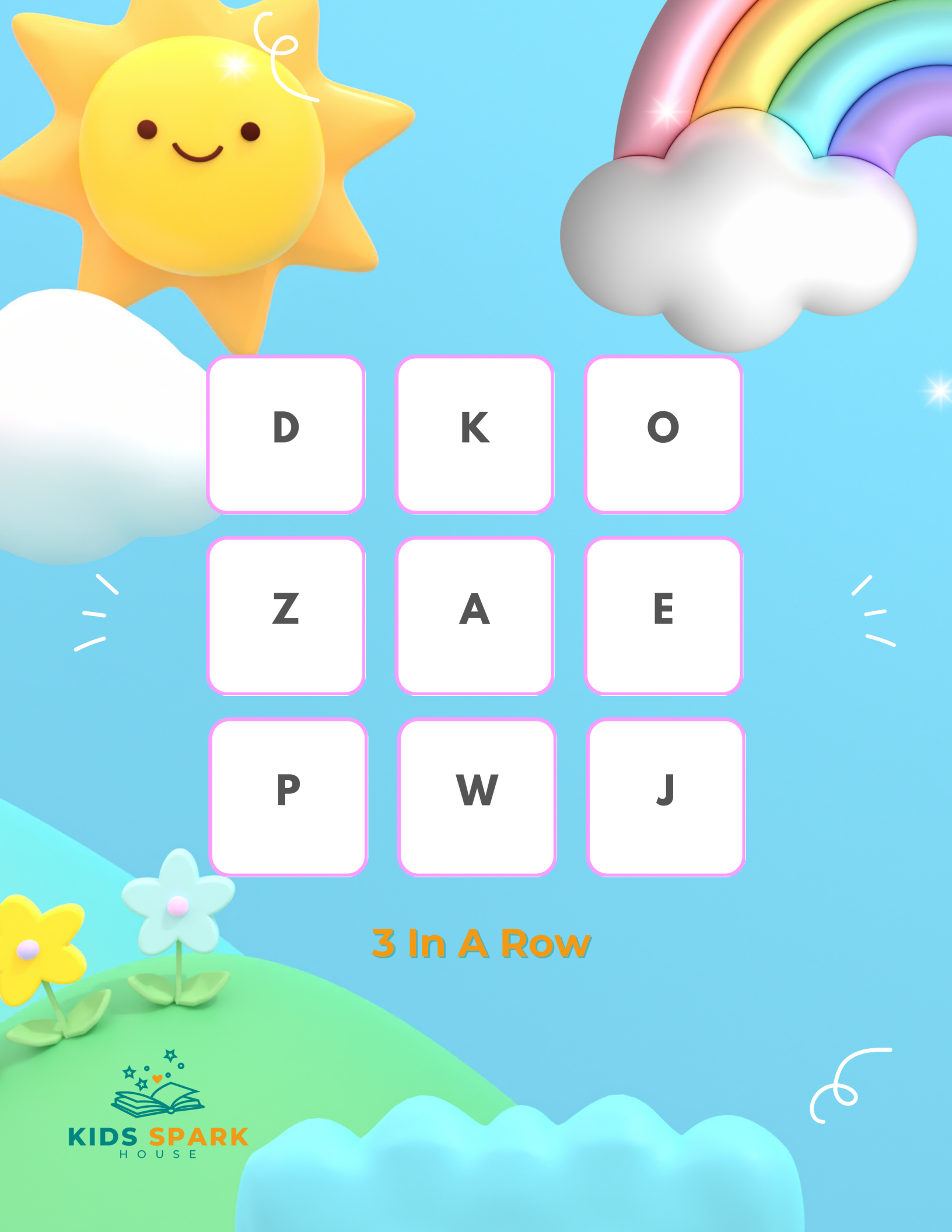

3 In A Row

KIDS SPARK HOUSE

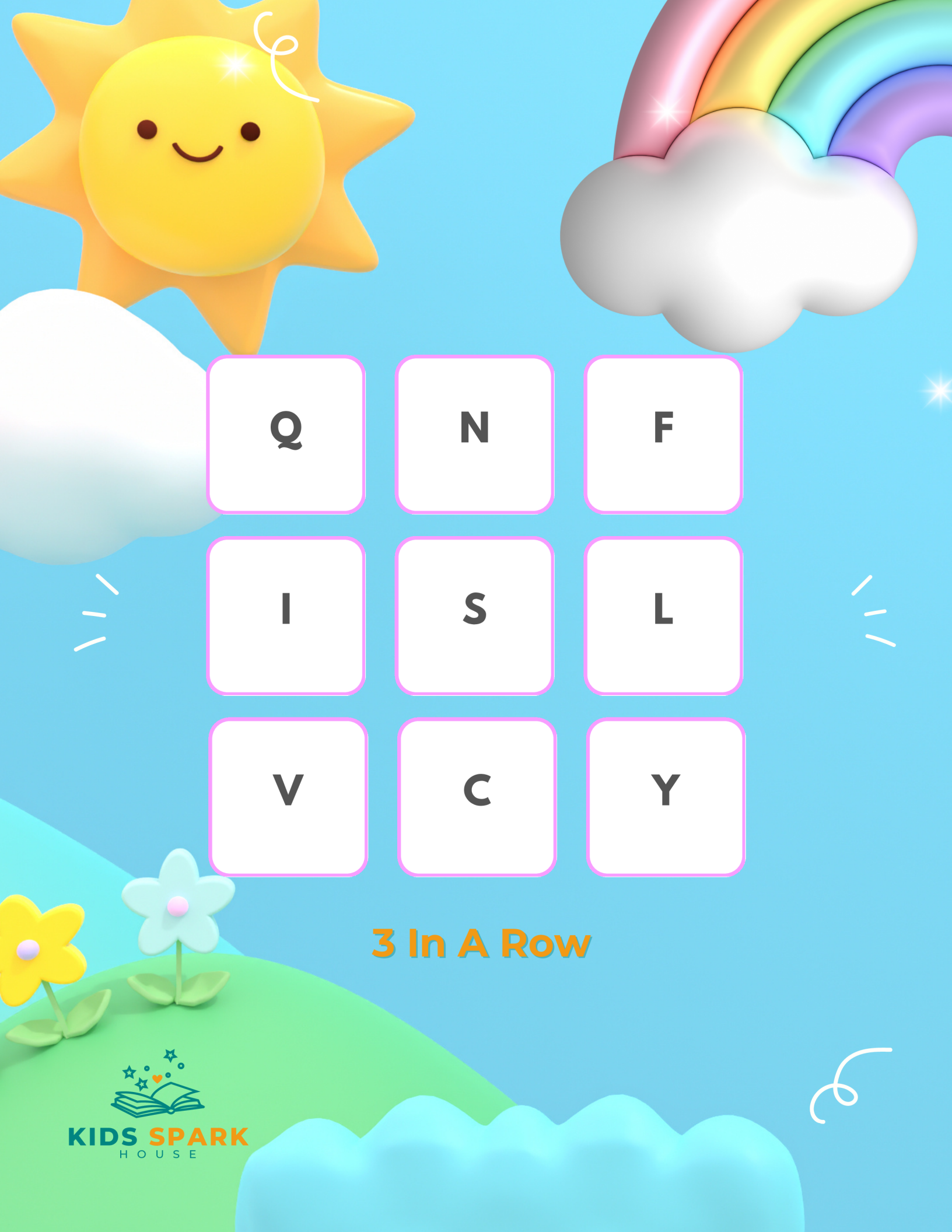
Q
N
F
I
S
L
V
C
Y
3 In A Row
KIDS SPARK
HOUSE

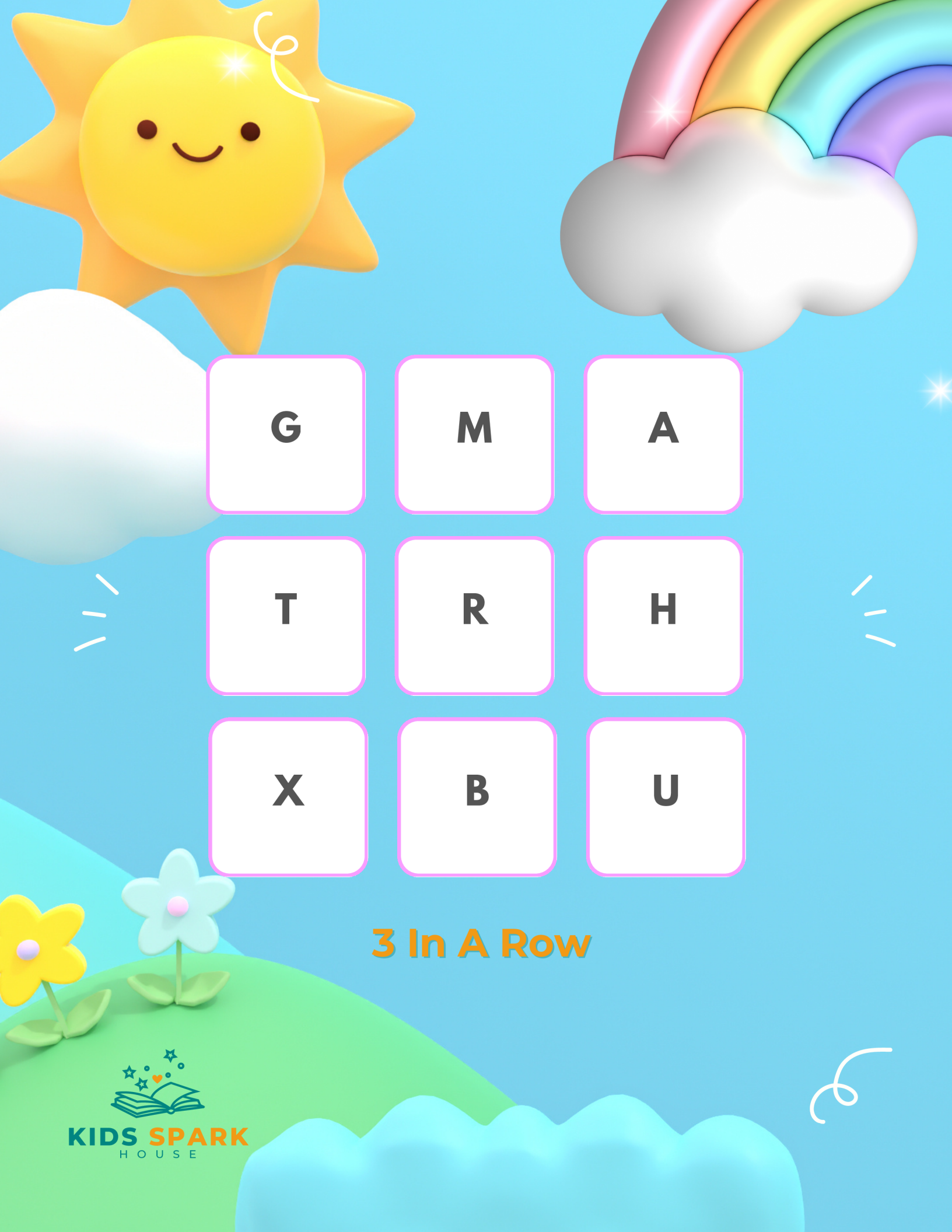

3 In A Row

KIDS SPARK HOUSE





Memory Matching

Peanut & Jelly Edition

Find more games at kidssparkhouse.com

KIDS SPARK HOUSE



KIDS SPARK
HOUSE



KIDS SPARK
HOUSE



KIDS SPARK
HOUSE



KIDS SPARK
HOUSE



KIDS SPARK
HOUSE



KIDS SPARK
HOUSE



KIDS SPARK
HOUSE



KIDS SPARK
HOUSE



KIDS SPARK
HOUSE



KIDS SPARK
HOUSE



KIDS SPARK
HOUSE



KIDS SPARK
HOUSE



KIDS SPARK
HOUSE



KIDS SPARK
HOUSE



KIDS SPARK
HOUSE



KIDS SPARK
HOUSE



KIDS SPARK
HOUSE



KIDS SPARK
HOUSE



KIDS SPARK
HOUSE



KIDS SPARK
HOUSE



KIDS SPARK
HOUSE



KIDS SPARK
HOUSE



KIDS SPARK
HOUSE



KIDS SPARK
HOUSE



KIDS SPARK
HOUSE



KIDS SPARK
HOUSE



KIDS SPARK
HOUSE



KIDS SPARK
HOUSE



KIDS SPARK
HOUSE



KIDS SPARK
HOUSE



KIDS SPARK
HOUSE



KIDS SPARK
HOUSE



KIDS SPARK
HOUSE



KIDS SPARK
HOUSE



KIDS SPARK
HOUSE



KIDS SPARK
HOUSE



KIDS SPARK
HOUSE



KIDS SPARK
HOUSE



KIDS SPARK
HOUSE



KIDS SPARK
HOUSE



KIDS SPARK
HOUSE



KIDS SPARK
HOUSE



KIDS SPARK
HOUSE



KIDS SPARK
HOUSE



KIDS SPARK
HOUSE



KIDS SPARK
HOUSE



KIDS SPARK
HOUSE



KIDS SPARK
HOUSE



KIDS SPARK
HOUSE



KIDS SPARK
HOUSE



KIDS SPARK
HOUSE



KIDS SPARK
HOUSE



KIDS SPARK
HOUSE



KIDS SPARK
HOUSE

Certificate of Achievement

Proudly Presented To

_____

For completion of the Kids Spark House
Letter Sounds Workbook.

KIDS SPARK
HOUSE

_____ _____

Teacher Date

What's Next?

Level 2: Blending Sounds



Our video course and Blending Sounds Workbook will guide you in teaching your child to read simple words with up to five letters.

While blending sounds can be challenging for many kids, this course will provide strategies to help your child combine sounds independently to read new words.

By doing so, it will reduce their reliance on memorizing long lists of sight words and enable them to confidently read words they've never encountered before.

KIDS SPARK HOUSE

Thank you

For choosing the Kids Spark House Letter Sounds Workbook

We are honored to be a part of your child's reading journey. Your dedication to their education is truly inspiring, and we hope this workbook has been a valuable resource in helping your child learn and grow.

Remember, learning to read is a magical adventure that unfolds one step at a time. Celebrate each milestone, no matter how small, and enjoy the precious moments of discovery and joy with your child.

We look forward to continuing this journey with you. Keep up the great work, and don't hesitate to reach out if you need more support or resources.

Happy reading!
Love & Gratitude,

KIDS SPARK
HOUSE

Contact Us

We love hearing from you.

Email
info@kidssparkhouse.com

Location:
Fort Worth, Texas

Website:
www.kidssparkhouse.com

KIDS SPARK
HOUSE

LETTER SOUNDS

Practice Workbook Level 1

Embark on a fun-filled adventure with your child into the world of letter sounds!







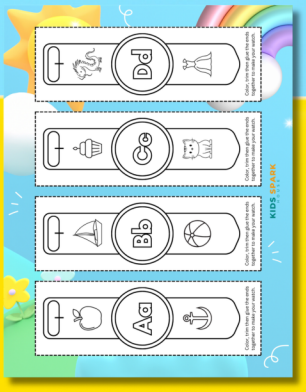









Packed with engaging activities, the Kids Spark House Letter Sounds Workbook helps preschool and early elementary-aged children practice and master letter sounds while making learning to read enjoyable.

WHAT'S NEXT?





KIDS SPARK HOUSE