

# Teach Abroad STARTER KIT



This is a guide to help jumpstart the teach abroad process. I know you will find it helpful! Let the applying begin!

# Timeline Planner



*It is important to decide when you are going to move abroad as early as possible. There are a lot of factors to consider. Use this timeline planner to organize your move!*

# **Your Goal: *Start Teaching Abroad by:***

---

## **6 Months Before Departure (Research + Foundation)**

**Focus:** *Clarity + Direction!*

- Decide where you want to teach (region/country)
- Research visa requirements + hiring seasons
- Update your resume (international format)
- Start saving money (goal: \$2,000–\$5,000 depending on country)
- Gather important documents:
  - Passport (valid 6+ months)
  - Degree + transcripts
  - Teaching license/Certifications

## **4–5 Months Before (Preparation + Applications)**

**Focus:** *Position Yourself to Get Hired!*

- Create a strong cover letter template
- Get 3 professional references ready
- Start applying to schools + job boards
- Sign up for recruitment agencies (*TES, Teach Away etc.*)
- Begin interview prep (common questions, demo lessons)

### **3 Months Before (Interviews + Offers)**

**Focus:** *Secure the Job!*

- Attend interviews (virtual or in-person)
- Research schools before accepting offers (*check school websites, social media, and speak with current staff if possible*)
- Compare salary, housing, and benefits
- Accept offer + sign contract

**Don't rush! Make sure the offer aligns with your lifestyle goals.**

### **2 Months Before (Logistics + Paperwork)**

**Focus:** *Make It Official!*

- Begin visa process (school usually helps)
- Get documents authenticated/notarized if required
- Book your flight (if not covered-during this period or earlier)
- Start downsizing/packing
- Notify current job + give notice ( or earlier if needed!)


## 1 Month Before (Transition + Preparation)

**Focus:** *Get Ready to Move!*

- Finalize housing (temporary or permanent)
- Pack essentials + teaching materials
- Finalize bills/check subscriptions
- Say goodbyes + prepare mentally/emotionally

*Pro tip:* Bring at least 1–2 months of living expenses.

*Teaching abroad doesn't have to be daunting. With a little planning and strategy, you can be teaching in your dream country in no time!*



# Country Comparison Chart



*Compare salary, cost of living, visa  
difficulty  
and benefits across countries to find  
your ideal teaching destination!*

# Five Key Factors

---

## Country

Your destination choice impacts everything. Be sure to be honest with yourself and consider a place where you believe you will feel comfortable. Take into consideration things like: language, religion, customs, food, etc. It may seem obvious but I have seen people leave for less!

## Salary

Have a quick search on the average salary for American teachers in your chosen destination. This could vary for a number of reasons, including grade level, experience, and certifications. Think about any expenses you may also have to pay for at home.

## Cost of Living

I always say a place will be as expensive or as cheap as you want it to be. If you are going to brunch every weekend, of course, the cost of living will be higher. Do a sample search on what a week of groceries would look like in your chosen country and compare that to your potential salary from above.

## Visa Difficulty


The school will help with the visa process, but you should still take into account your specific circumstances. Are you single? Married? Have children? These are all going to impact how easy or difficult your visa process will be.

## Benefits


Beyond salary, consider housing, transportation, and anything that would support or harm your mental health. Are my hobbies easily accessible? Can I build community easily? Benefits go further than a paycheck and housing.



Country			
Salary			
Cost of Living			
Visa Difficulty			
Benefits			



Country			
Salary			
Cost of Living			
Visa Difficulty			
Benefits			




# Application Checklist



*Use the following checklist to keep your documents organized. The clearer you are on what you have or what you need- the faster you can land that job!*

School: \_\_\_\_\_

- Cover Letter
- Resume
- Bachelor's Degree + Transcripts
- Certifications (Teaching License, TEFL, TESOL, etc.)
- References (3)
- Digital copy of passport




School: \_\_\_\_\_

- Cover Letter
- Resume
- Bachelor's Degree + Transcripts
- Certifications (Teaching License, TEFL, TESOL, etc.)
- References (3)
- Digital copy of passport

School: \_\_\_\_\_

- Cover Letter
- Resume
- Bachelor's Degree + Transcripts
- Certifications (Teaching License, TEFL, TESOL, etc.)
- References (3)
- Digital copy of passport



School: \_\_\_\_\_

- Cover Letter
- Resume
- Bachelor's Degree + Transcripts
- Certifications (Teaching License, TEFL, TESOL, etc.)
- References (3)
- Digital copy of passport

# Interview Prep




*Yay! You made it to an interview! Prep yourself by answering the following common interview questions. Be prepared to ask the school some questions too!*

**Pro Tip:** *You should also be prepared to do a demo lesson. Make a list of your best lessons!*

# Common Interview Questions

- Why do you want to teach at our school?
- What experience do you have working with learners from diverse backgrounds?
- What does differentiation look like in your classroom?
- If I were to walk into your class during a random lesson, what would I see?
- What does classroom management look like in your room?
- How do you support struggling learners? How do you support gifted/talented learners?



## Questions you should ask

- What support do you have in place for SEN and ELL learners?
- Is there mentorship available for first- year teachers?
- What support is in place for teachers moving abroad for the first time?
- How many planning periods are available per week?
- Is transportation included in the package?
- Is housing included in the package? If so, is it school housing, a stipend, or is there support for finding my own accommodation available?
- What professional development opportunities do you offer?

Thank you so much for purchasing this Teacher Abroad Starter Kit! I know it will help you on your teaching journey abroad!

[Join the Newsletter](#)

If you're still unsure, join my weekly newsletter where I share teach abroad jobs, travel tips, and advice on how to thrive abroad.

[Book a Strategy Session](#)

If you want more personalized advice, or need more guidance, book a 1:1 call with me. We'll go over everything you need to get started.