

## From the President...

Hello there,  
Well what a month!

- 32 regular sessions held in the Art Room, which around 300 members attended.
- 3 Intro Art tutorials with three new tutors – 30 members attended.
- April Expo – 91 artists exhibited and 2400 visitors attended.
- Oil painting workshop with Damien Kurth – full Class of 10 (waitlist of four).

I think I can say, 'WE ARE AN ACTIVE BUNCH OF ARTISTS!'

Sincere thanks to our new tutors for having the courage to put themselves out there and inspire a group of members, the Programme Team – managing our new systems and processes to streamline our registrations for these many activities; and, of course, the EXPO Team for their amazing coordination and smooth running of one of our most successful Expos ever.

The Expo – a highlight of our year – was a great success, and I was so thrilled to see many members who were not actually exhibiting their artwork helping with set up, Gala opening, and breakdown as well as being on the roster. Thanks to those who helped with jobs and supported others in the Expo. It felt like even more of a team effort with the inclusion of more members. Well done Expo Team! In the next few days I will have the pleasure of authorising payments to members for sold artworks of around \$40,000! Now it's time to start painting for our Supreme Award Expo in early October.

Whilst you catch your breath, don't miss out on what is coming up in May:

- Portraiture – First Wednesday morning with Sue Jones, Wednesday 6 May.
- There are three new INTRO ART tutorials – focussing on Mixed Media in May. Gelli Plate printing, papermaking and print making are on the menu. Have some fun, try something new. Wednesday Mornings 13, 20, 27 May.
- Evan Woodruffe is hosting two wonderful workshops with lots of hands-on experience. Evan will take us on a whirlwind tour of the latest developments in watercolour, acrylic, and oil colour paints, papers, and brushes. Afternoon and evening sessions (Thursday 14 May) only \$5 with limited numbers so be quick to register.
- Damien Kurth, Bev Moore and Tanya Bamford-King are hosting a fantastic weekend of **life drawing**. These workshops are suited to both experienced artists and those keen to give life drawing a go in a supportive environment with plenty of guidance from three highly experienced artists, each bringing their own style and approach. Join us for one day or both—Saturday and Sunday, 23–24 May.

FIND OUT MORE AND REGISTER FOR ALL WORKSHOPS AND TUTORIALS ONLINE at [www.taurangaart.com/workshops](http://www.taurangaart.com/workshops)

JUNE: Please start thinking about attending the AGM on Wednesday, 3 June 2026. I am seeking some new team members to join our four teams that organise and run the Society. If you think you could give a little time and enthusiasm to one of these awesome teams, contact me directly. See the article about roles later (page 8) in this newsletter.

Have a great month,

– Deb Clarke | President | 0274 961 752 | [info@taurangaart.com](mailto:info@taurangaart.com)



Painting live at Expo 2026

### COMMITTEE & CONTACTS

President: Debbie Clarke

0274 961 752

Vice President: Erena Patterson

Secretary: Carol King

Treasurer: Sue Renfree

Newsletter Editor: Robyn Coulter

### Executive members

Dominique Adcock

Linda Biddington

Ruth Kenyon-Slade

Jackie Knotts

Jan Maber

Diana Roband

Alison Underwood

### CONTACT EMAILS

Expo: [expo@taurangaart.com](mailto:expo@taurangaart.com)

Secretary: Carol King

[admin@taurangaart.com](mailto:admin@taurangaart.com)

Membership: Diana Roband

[membership@taurangaart.com](mailto:membership@taurangaart.com)

Workshops/Tutorials: Deb Clarke

[tutorials@taurangaart.com](mailto:tutorials@taurangaart.com)

Treasurer: Sue Renfree 021 295 0495

[treasurertgaartsoc@gmail.com](mailto:treasurertgaartsoc@gmail.com)

Social Media: TBA

[taurangaartsocialmedia@gmail.com](mailto:taurangaartsocialmedia@gmail.com)

Website: Erena Patterson

[info@taurangaart.com](mailto:info@taurangaart.com)

### Society Membership Fees

Annual \$75

## Expo

Phew we have made it through another Expo! It was lovely to be back in our regular space in the Tauranga Boys College Gymnasium. Feedback from the 2400 visitors we had was overwhelmingly positive. They loved the layout, which enabled them to see lots of amazing art all at the same time. A number of visitors commented to me that the standard of art on display gets better and better every time they come. This attests to the calibre and growth of our artists.

At this Expo we had 91 artists, including 13 first time exhibitors, displaying 537 artworks, 18 artists displaying an oversized artwork on an easel, 11 artists displaying their fine art prints and 12 artists displaying their cards. We created an extravaganza of art for our visitors to enjoy. We sold 136 artworks (with an average sale price of \$381) plus lots of cards and fine art prints. All and all it was another highly successful Expo.



*Fun Run – Ruth Kenyon-Slade*

### People's Choice Results

- 1<sup>st</sup> Ruth Kenyon-Slade – *Fun Run*
- 2<sup>nd</sup> Melody Downie – *Velvet Moonlight*
- 3<sup>rd</sup> Shona Mackenzie – *Letting Go*
- 4<sup>th</sup> Lynne Dara – *An English Village*
- 5<sup>th</sup> Leonie Johnsen – *Heart of the World*

The lucky voter who won Shona Mackenzies' painting was Tammy Nichols from Rotorua.



*Velvet Moonlight – Melody Downie*

At the Expo we are still having issues with:

- Artists infringing copyright by using reference photos for the artworks they have created when they do not have the right to do so. Please ensure that you use your own images, free reference images or that you have permission from the photographer to use their image.
- Artists exhibiting artworks again that they have already exhibited at an Expo in the past two years.
- Requests from artists to make changes to their entries after registrations have closed, e.g. Different prices, artwork names, etc. The only change possible is to withdraw an artwork.
- Artists overestimating how many artworks can fit on the screen space that they have registered for. Please follow the guidelines and measure the space out on the floor and lay out your artworks to ensure that they fit before you come to Expo. Remember to allow room for the labels.

My call out to our members who were not exhibiting to support their fellow members garnered a huge response and we were able to fill our rosters easily. I hope you enjoyed being part of the team.

Thank you to everyone involved – exhibiting artists, setup and pack down workers, Gala night workers, open day shift workers, sponsors, visitors to Expo, and the amazing Exhibition Team. Special thanks to Carol King for all that she does.

Roll on now to our next Expo when we will have our Supreme Award.

– Diana Roband, Exhibition Coordinator



## INTRO ART Series – All about Eyes – March 2026

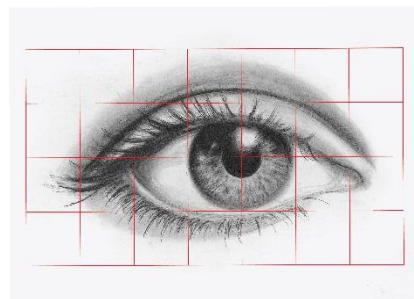
### Session 1 – Watercolour Animals and Birds Eyes with Deb Clarke

Deb Clarke demonstrated how to paint lifelike animal and bird eyes in watercolour, adapting detail for different sizes while preserving highlights for realism. She showed how layering, tonal contrast, and subtle colour changes create depth and a reflective quality. It was a very worthwhile and enjoyable tutorial.



### Session 2 – Drawing Eyes with Robin Purlant

'I recently attended Robin Purlant's *Drawing Eyes* workshop. He was engaging, encouraging, and generous with both one-on-one guidance and group teaching. His humour – especially the Mick Jagger anecdote – added to an enjoyable morning. Although we didn't complete everything, his excellent handouts made it easy to continue at home. A great workshop – I'd happily attend a follow-up.' – Colleen K



### Session 3 Pastel Eyes with Maxine Thompson

'Maxine provided a very enjoyable pastel eyes workshop. We all learned lots from her demonstrations and attempting our own pastel eyes.' – Jayne L



## INTRO ART Series – Pastels – April 2026

### Session 1 - Pastels with June Mackenzie and Mary McTavish

Eleven members braved the weather on 8 April to attend the Intro to Pastels session with June Mackenzie, ably assisted by Mary McTavish. It was a rewarding morning, with June demonstrating both stick and PanPastels before giving us the opportunity to try them ourselves. Their generosity in sharing materials made the experience even more enjoyable. A very worthwhile class. Thank you, June and Mary. – Jayne L




### Session 2 – Oil & Chalk Pastels with Bridget Bambury

Bridget delivered an interesting and informative class, keeping things simple by having participants use oil pastels –and later chalk pastels – to create a pear in their own choice of colours. She demonstrated her methods while encouraging everyone to continue working independently at their own pace. It was a very enjoyable session. – Jayne L



### Session 3 – Pastels with Ivan Lloyd

Ivan ran a very relaxed session on painting using a limited range of inexpensive chalk pastels. He demonstrated how he mixes colour using just blue, red, yellow and white and black. He had prepared a handout showing how he might lay down and layer colour when painting a still life and then we had ample time to create our own painting of three pears. It was a very informal session, with Ivan supplying everything we needed and offering suggestions and encouragement as we worked. A most enjoyable session. – Robyn C



## Pastels Report

Having had a great response to the pastel workshops (Intro Art) recently, I am expecting a huge influx of new faces at our regular pastel sessions on the first and third Mondays of each month, and you would be most welcome.

Pastel is a medium that works well if you are painting outdoors (en plein air), not wanting to carry water, don't mind getting your fingers a bit dusty and wanting to add colour and/or form to your urban sketching. Pastels have endless possibilities.

Congratulations to all who entered the recent Expo and extra congrats if your artwork happened to catch someone's eye and you made a sale or two. The presentation of these events is certainly very slick and professional-looking, so a big well done to the Exhibition Team and all the extra volunteers who assisted in some capacity or another.

The next big thing on my pastel agenda is the upcoming PANZ National Convention, which is being held in Orewa this year. I know a few of us will be tackling the Auckland traffic on our way North to attend this prestigious event. The convention runs from 1–3 May 2026 and we will find out where next year's convention will be held. It is always an inspiring event and a learning experience.

Straight after the Convention there is a two-day workshop being put on by American artist, Susan Kuznitsky, which I am looking forward to very much. I will tell you more afterwards but do look up Susan as her style is very appropriate to pastels.

I am delighted with the number of you who keep coming along on a regular basis to our fortnightly sessions. We certainly seem to enjoy ourselves and welcome new attendees at all times. It doesn't matter if you don't have any pastels yourself, you are welcome to borrow and have a go with some of ours; it is just the parking that can be a little tight so come early to ensure a place in the car park. Do bring your lunch if you are intending to stay a while.

Look forward to seeing you all on the first and third Mondays.

Best wishes, Mary McTavish, Pastel Convenor (Bay of Plenty PANZ Rep)

## Membership



This month we have had 17 applications for membership. Our new members are Neve Prichard, Hayley Smith, Lynley Dibley, Karen Lougher, Pam Vondervoort, Elley Wagner, Kimberley Long, Pam French, Jocelyn Crocombe, Mary James, Nicole Sarah, Ian Gronert, Jill Andersen, Nick Balks, Cathie Buckley and Chris Minty. Barbara Thomas has rejoined.

It is with much sadness that I inform you that Karen Miller has passed away. Our thoughts are with her family and friends at this time. Here is a photo of her Expo screen from September 2025.



Well done to the 80% of you who have paid your \$75 membership subs for the new financial year. Your new membership cards are available for collection from the art room. You will find them at the bottom, right corner of the name tag board. They are great for obtaining discounts at Gordon Harris and Paper Plus Bethlehem and Papamoa. They will be available for collection at the AGM.

If you are not intending to renew your TSA membership, please let me know by emailing [membership@taurangaart.com](mailto:membership@taurangaart.com)

– **Diana Roband, Membership Coordinator**

### Payment Reminder

A quick but important reminder for all members:

When making direct payments for **Membership Fees** or **Expo Entry Fees**, please double-check that you're using the **correct bank account**.

To make things easy (for you and our hardworking Treasurer!), we recommend setting up **two payees** in your banking app:

- **Expo payments** – use the account with the *01 suffix*
- **All other Society payments** – use the account with the *00 suffix*

This small step makes a big difference in keeping everything organised behind the scenes. Thanks for helping us keep things running smoothly!



### Volunteer needed

Are you passionate about storytelling, community, and the arts? We are looking for someone to help grow and maintain our online presence – especially on Facebook and Instagram.

This role is perfect for someone who enjoys sparking conversation, sharing creative content, and keeping up with trends and events that would interest our members. You'll be creating and posting content around 2–3 times per week, with a bit of extra activity in the lead-up to our twice-yearly expos.

If you're creative, organised, and love connecting people through art, we'd love to hear from you! If you think you can help, please contact [admin@taurangaart.com](mailto:admin@taurangaart.com).

Our heartfelt thanks to Steph Harlan for fulfilling this role so capably over the past fifteen months.

Thank you to Gordon Harris and all our other Expo sponsors.

SPONSORED BY:



**NEW WORLD**  
GATE PA





### Behind-the-Scenes Teams

The following outlines the Society's behind-the-scenes organising teams.

They are well-sized to share the workload and keep tasks manageable.

As we approach the AGM, we're looking to top up each team to full capacity. Please consider getting involved by joining a team. There's a strong sense of camaraderie, and it's a rewarding way to contribute to our thriving community.



#### Executive Committee

Responsible for the overall governance and financial management of the Society. Official roles include President, Vice President, Secretary, Treasurer, and up to eight general committee members.

- Meets monthly on Tuesday afternoons, with some tasks between meetings.
- We are seeking two additional members and a new Treasurer.

#### Programme Team (Team Leader: Deb Clarke)

Plans, organises, and delivers the Society's activities across the year. Responsibilities include sourcing tutors and workshop leaders, promoting activities, and coordinating with session leaders.

- Meets monthly, supported by an online calendar.
- Two additional members are needed to complete this team of seven.

#### Exhibition Team (Team Leader: Diana Roband)

Oversees the planning, promotion, setup, operation, and pack-down of our two major exhibitions each year.

- Meets monthly (Tuesday afternoons), with delegated roles leading up to and during Expos.
- Two more members are needed to complete this team of twelve.

#### Competitions Team (Team Leader: Ruth Kenyon-Slade)

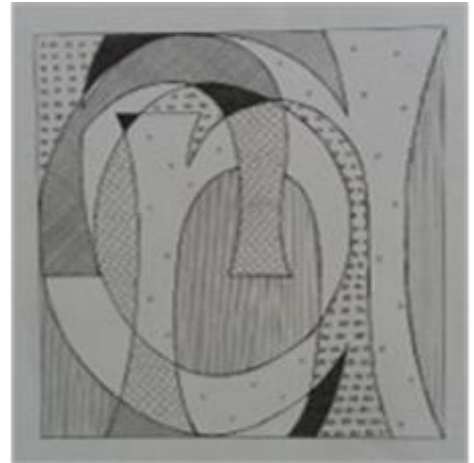
Organises and runs two annual competition days (March and August), along with two appraisal sessions held beforehand.

- Meets 4–5 times per year, with involvement in setup and running of two Saturday morning events.
- Three new members are needed for this team.

The Drawing Sessions take place on the second and fourth Monday of the month and run in the morning and afternoon with a break for lunch, but some people only attend for part of the day. We're a chatty group and we enjoy sharing our technical skills and bouncing creative ideas off each other.

We use any type of drawing material but mainly graphite, coloured pencil and pen. We bring our own projects to work on and the artwork ranges from realistic to abstract styles and includes cityscape, botanical, animals and still life.


– **Carol Macintyre, Drawing session convenor**



Eight paintings by the Artist of the Month are displayed for your enjoyment with a bio at the Art Room (171a Elizabeth St West) for the month. If you would like to have your art displayed for a month, contact [admin@taurangaart.com](mailto:admin@taurangaart.com)

## Wednesday morning Intro Art Series Mixed Media

13, 20, 27 May 2026  
9:30am – 12:00pm



Join us for a fun and inspiring series of three mixed media workshops, each led by an experienced artist. Across the series, you'll be introduced to paper making, Gelli plate printing and collage, and printmaking – giving you the chance to explore a range of creative techniques. Perfect for beginners or anyone wanting to try something new, these hands-on sessions are all about experimenting, learning new skills, and enjoying the process of making art.

You are welcome to register for one, two or all three sessions via our website at <https://www.taurangaart.com/workshops>

### 1. 13 May Paper Making with Janet Fox

Discover the creative process of making your own handmade paper in this fun and practical **Paper Making Taster Workshop**. Learn how to transform simple materials like egg cartons into unique textured sheets using basic techniques. Perfect for beginners, this hands-on session lets you experiment, create, and take home your own handmade paper



### 2. 20 May Gelli Plate Printing and Collage

**Lynne Dara** is an experimental artist working across encaustic, collage, and printmaking. For the past five years, she has been having fun exploring mixed media, working with oils, acrylics, Gelli print papers, and collage. In this workshop, she'll show you how to print onto tissue paper using a Gelli plate, then show how these unique prints can be incorporated into collage. She will also bring along a selection of her completed artworks created using this technique, along with a variety of her hand-printed papers, to demonstrate how these elements can be transformed into finished pieces of art. **SORRY, THIS WORKSHOP IS FULL!**



### 3. 27 May Print Making with Jackie Knotts

Curious about printmaking? This beginner-friendly workshop is a great place to start. Join experienced printmaker **Jackie Knotts** for an engaging **Introduction to Printmaking** workshop. In this hands-on session, Jackie will demonstrate a range of creative techniques for making **monoprints using A4 plastic sheets**, showing how simple processes can be used in a variety of expressive ways. All materials are provided—just come along ready to experiment and create.



## A Weekend of Life Drawing

WITH DAMIEN KURTH, BEV MOORE AND TANYA  
BAMFORD-KING

Saturday & Sunday, 23–24 May 2026


9:30 am – 4:00 pm

This life drawing workshop was so popular last year, we are offering it again.

This is a two-day life drawing workshop led by three experienced artists who will offer guidance, mentoring, and diverse artistic perspectives. Open to both experienced artists and beginners, the workshop encourages learning through collaboration and experimentation with a wide range of (supplied) materials.

We will have several experienced models over the weekend and participants can attend one or both days. Come along and develop your life drawing skills in a supportive, creative environment. Cost \$65 per day.

Maximum of 12 participants so register now at <https://www.taurangaart.com/workshops>



### Wednesday morning Intro Art Series Drawing with Robin Purllant

10, 17, 24 June 2026  
9:30am – 12:00pm



The process of drawing accurately develops your observational skills which are fundamental for so many art forms. In these three tutorials experienced artist, Robin Purllant, will guide you, step-by-step, through the various stages needed for developing your skills using line and tone.

Session 1 – Line & Strokes

Session 2 – Tones and Blends

Session 3 – Setting Out

Cost is \$30 per session.

Find out more and register online at  
<https://www.taurangaart.com/workshops>



### Pastel Pencil Workshop with Bernadette Ballantyne

7 June 2026  
10:00am – 2:00pm

In this workshop, Bernadette will demonstrate the basics of her soft pastel and pencil techniques and working process on a floral piece – covering layering, colour choices, and mark-making. Participants will learn about Bernadette's preferred soft pastel pencil materials and surfaces and will have time to apply these methods to create their own artwork, with guidance and feedback throughout the session.

Cost is \$125 for the session.

Find out more and register online at <https://www.taurangaart.com/workshops>



### Acrylic Landscape Workshop with Bridget Bambury


20 June 2026  
9:00am – 1:00pm

Bridget Bambury is offering a half-day acrylic workshop following the success of her sell-out *Expressive Landscape Series*. In this session, she will share the techniques and style behind her work, encouraging participants to explore colour and creative flow while producing their own landscape to take home.

**All materials are supplied, including paint, tools, and board or canvas.  
A basic level of drawing skill is recommended.**

Cost is \$65 for the session.

Find out more and register online at  
<https://www.taurangaart.com/workshops>



## Library News

Hi Everyone

There are many forms of art. I have been reading about an ancient art form called *Passementerie*. This is the creation of handmade textiles using methods from the 17<sup>th</sup> and 18<sup>th</sup> century.

A handful of passementerie artists work in the rare textile tradition weaving tassels, tiebacks, rosettes, fringes, braids and cords. Gold and silver, beads, horse hair and copper are woven into the designs. Fabric brands and wallpapers complement the designs. Some silk weaving has over 700 shades and mercerised cotton or wool have 120 colours. Textural linens, cottons, velvets and jute can be used.

Many of these products grace royal palaces, stately homes and wealthy mansions, coordinating the furnishing fabrics and wallpapers with the handmade textile passementerie.


Some design houses even incorporate hand blown Murano glass, Moroccan Berber beads, etched metal and crystals in their trimmings. These bespoke pieces are usually one off designs for wealthy customers.

So, art is in the eye of the beholder and many artisans have skills that go beyond painting or sculpture. In our library are some magazines and books on textile art.

Thank you to Barbara Stoddart for the donation of a lovely book on painting flowers. It is called *Lady Painters* by Bee Dawson. This will be catalogued and placed in our library.

Hope the Expo went well for everyone.

Gay Carter, Librarian.



## Art in the Park

This is a great opportunity for members of the Tauranga Society of Artists to display and sell your art, mix with your fellow artists, and interact with the public – local, from other areas of New Zealand, and overseas. Set-up time is from 8am and end time is before 5pm. If you are interested in joining this activity, come along on one of the dates listed and have a look at how this happy little group set themselves up and present their artworks. There are lots of tips and tricks to this kind of display. Liz Cross and her Art in the Park cohorts will welcome you and share their Art in the Park experience. If council makes any changes to the listed dates, you will be advised by group email.



### ART in the PARK Dates (Saturdays)

May 2, 9, 16, 23, 30

June 6, 13, 20, 27

NO ART IN THE PARK during  
July, August, September

October 3, 10, 17, 24, 31

November 7, 14, 21, 28

December 5, 12, 19

<b>May 2026</b>	
<b>Monday All Day</b>	<b>9.30am – 4.00pm</b>
4, 18	<b>Pastels</b> , Convenor – Mary McTavish
11, 25	<b>Drawing</b> , Convenor – Carol Macintyre
<b>Tuesday Morning</b>	<b>9.30am – 12.00pm</b>
5, 12, 19, 26	<b>Open Studio – any medium</b> , Convenor – Raylene Munro
<b>Tuesday Afternoon</b>	<b>12.30pm</b>
5	Exhibition Team
12	Programme Team
<b>Tuesday Evening</b>	<b>6.30pm – 8.30pm</b>
5, 12, 19, 26	<b>Open Studio – any medium</b> , Convenor – Lynne Dean
<b>Wednesday Morning</b>	<b>9.30am – 12.00pm</b>
6	<b>Portraiture</b> , Convenor – Sue Jones
13	<b>Intro Art – Paper Making</b> with Janet Fox
20	<b>Intro Art – Gelli Plate Prints &amp; Collage</b> with Lynne Dara
27	<b>Intro Art – Print Making</b> with Jackie Knotts
<b>Wednesday Afternoon</b>	<b>12.30pm – 4.00pm</b>
6, 13, 20, 27	<b>Open Studio – any medium</b> , Convenor – Richard Fenn
<b>Thursday Morning</b>	<b>9.30am – 12.00pm</b>
7, 14, 21, 28	<b>Oil Painting plus other medium</b> , Convenor – Karen Pritchard
<b>Thursday Afternoon</b>	<b>1pm – 4.00pm</b>
7, 21, 28	<b>Open Studio – Watercolour</b> , Convenor – Deb Clarke
14, 1.00–5.00 pm OR 5 pm – 7 pm	<b>Painting</b> with Evan Woodruffe (Sponsored by Gordon Harris) <b>Cost \$5.00 – Online registration required.</b>
<b>Friday Morning</b>	<b>9.30am – 12.00pm</b>
1, 15	<b>Life Drawing</b> , Convenor – Tanya Bamford-King (Cost \$10)
<b>Friday Afternoon</b>	<b>1pm</b>
29	Executive Committee meeting
<b>Weekend</b>	
Sat & Sun 23–24 9.30am – 4pm	<b>A Weekend of Life Drawing</b> with Damien, Tanya & Bev Cost \$65 per day/ \$130 for weekend.

<b>June 2026</b>	
<b>Monday All Day</b>	<b>9.30am – 4.00pm</b>
1, 15, 29	<b>Pastels</b> , Convenor – Mary McTavish
8, 22	<b>Drawing</b> , Convenor – Carol Macintyre
<b>Tuesday Morning</b>	<b>9.30am – 12.00pm</b>
2, 9, 16, 23, 30	<b>Open Studio – any medium</b> , Convenor – Raylene Munro
<b>Tuesday Afternoon</b>	<b>12.30pm</b>
16	Programme Team
23	Executive Committee
30	Competitions Team
<b>Tuesday Evening</b>	<b>6.30pm – 8.30pm</b>
2, 9, 16, 23, 30	<b>Open Studio – any medium</b> , Convenor – Lynne Dara
<b>Wednesday Morning</b>	<b>9.30am – 12.00pm</b>
3 (9.30 coffee)	<b>AGM</b> – Meeting starts at 10am sharp
10	<b>Intro Art – Drawing 1</b> with Robin Purlant
17	<b>Intro Art – Drawing 2</b> with Robin Purlant
24	<b>Intro Art – Drawing 3</b> with Robin Purlant
<b>Wednesday Afternoon</b>	<b>12.30pm – 4.00pm</b>
3, 10, 17, 24	<b>Open Studio – any medium</b> , Convenor – Richard Fenn
<b>Thursday Morning</b>	<b>9.30am – 12.00pm</b>
4, 11, 18, 25	<b>Oil Painting plus other medium</b> , Convenor – Karen Pritchard
<b>Thursday Afternoon</b>	<b>1pm – 4.00pm</b>
4, 11, 18, 25	<b>Open Studio – Watercolour</b> , Convenor – Deb Clarke
<b>Friday Morning</b>	<b>9.30am – 12.00pm</b>
5, 19	<b>Life Drawing</b> , Convenor – Tanya Bamford-King (Cost \$10)
<b>Weekend</b>	
Sun 7 (10.00 am – 2 pm)	<b>Soft Pastel Pencils: Bringing Details to Life</b> with Bernadette Ballantyne
Sat 20 (9.00 am – 1 pm)	<b>Acrylic Landscapes</b> with Bridget Bambury

2026 Calendar	
AGM	Wednesday 3 June
Appraisal	Tuesday 28 July
Spring Competitions	Saturday 15 August
October Expo and Supreme Award	29 September – 4 October
Xmas Event	Saturday 5 December

**ARTISTS SALE &  
CLEARANCE SALE  
ON SELECTED PRODUCTS  
Up to 60% OFF**

<https://www.gordonharris.co.nz/>

**Gordon Harris**  
THE ART & GRAPHIC STORE

in-store & online

[www.gordonharris.co.nz](http://www.gordonharris.co.nz)

Auckland Hamilton Wellington Christchurch

**Members  
receive a  
10%  
discount.**