



TAURANGA  
SOCIETY OF  
ARTISTS

# Newsletter

August  
2025

## COMMITTEE & CONTACTS

President: Debbie Clarke

0274 961 752

Vice President: Erena Patterson

Secretary: Carol King

Treasurer: Sue Renfree

Newsletter Editor: Robyn Coulter

## Executive members

Dominique Adcock

Linda Biddington

Ruth Kenyon-Slade

Jackie Knotts

Jan Maber

Diana Roband

Alison Underwood

## CONTACT EMAILS

Expo: [expo@taurangaart.com](mailto:expo@taurangaart.com)

Secretary: Carol King

[admin@taurangaart.com](mailto:admin@taurangaart.com)

Membership: Diana Roband

[membership@taurangaart@gmail.com](mailto:membership@taurangaart@gmail.com)

Workshops/Tutorials: Alison Underwood

[tutorials@taurangaart.com](mailto:tutorials@taurangaart.com)

Treasurer: Sue Renfree 021 295 0495

[treasurertgaartsoc@gmail.com](mailto:treasurertgaartsoc@gmail.com)

Social Media: Steph Harlan

[taurangaartsocialmedia@gmail.com](mailto:taurangaartsocialmedia@gmail.com)

Website: Erena Patterson

[info@taurangaart.com](mailto:info@taurangaart.com)

## Society Membership Fees

Annual \$75

October 2025–March 2026 \$40

## From the President...



Hello there,

It might be the middle of winter, but it is great to see our Art Room so busy and you, our members, so active at this time of year. The new heat pump is providing a warm space to participate in our sessions and there are plenty of options for you to be involved in. My thanks to the session leaders who – rain, hail or shine – turn up to convene our eight, sometimes nine regular weekly sessions.

Thanks to Alison Underwood and the Programme Team and Diana Roband and the Exhibition Team for the behind-the-scenes organising of the weekend workshops and the very successful Pop-Up Exhibition at Bob Owens Retirement Village this last month. More about these events later in the newsletter.

This month, both the Abstract Workshop by Franchesca Serantes (member) and the Acrylics Workshop by Sue Dent were fully subscribed through our website registration process at [www.taurangaart.com/workshops](http://www.taurangaart.com/workshops). This is proving to be an easy, efficient way for members to access workshops. Thanks to Erena Patterson for her management of our website. The website can now be your first point of inquiry about most things to do with the Society. It is being continuously updated with information about the monthly programme, workshops, competitions, expos, Art in the Park and all potential activities for you to be involved with.

While you'll find a brief overview of what's coming up in this (and every) month's newsletter, I encourage you to go to the website for more detailed information about what's ahead; it's also easy then to just sign up on-line for the workshop of your choice.

Workshops are a great way to learn something new and get inspiration as well as being a lot of fun. The Programme Team are planning well ahead to provide varied mediums and subjects. As most of you know I am a complete watercolour 'nut' but I thoroughly enjoyed Sue Dent's acrylic workshop on the weekend and came home with an almost finished painting created using a fun, different technique and process. You will have received the inaugural TSA Jensen Supreme Award application form by email last week. (If you haven't, look in your spam or junk or promotions file.) This year, to enter the Supreme section of the September Expo, you are requested to apply online (using the link provided in the email) with a photograph of your artwork and artist's statement about it for preselection. Applications close on 11 August. All submitted entries will be judged by three judges independently and the 30 highest scoring artworks will be awarded FINALIST status, for final judging by Liz Cooper, our Supreme Award Judge for 2025, on the opening day of the Expo. (Note: The three preselection/jury judges comprise one Society member and two independent professional artists with judging experience.) This new process may be a bit daunting for some. If you are unsure about anything to do with entry to this prestigious award, please just ask for assistance. See page 9 of this newsletter for an article about how to take a good image of your artwork with your mobile phone.

We've had 15 new members this month – word must be out about what a good time we have at the Art Room. Beat any winter blues with art activity and camaraderie with your fellow members.

Happy Painting

– Deb Clarke, President | 0274 961 752

Click [here](http://www.taurangaart.com) to visit our website

## What's been happening?

### Introducing...

Following the AGM in August, we welcomed two new members to the Tauranga Society of Artists Executive Committee. This month we'd like to introduce them to you.



#### **Dominique Adcock**

I was born in the late sixties in Switzerland, married a kiwi in the early nineties and raised three children. In 2009 we settled in Tauranga where I work at the Waldorf School and Kindergarten.

Having grown up in a creative environment, craft has always had an important place in my personal and professional life. I have worked in ECE all my life, while hobbies evolved with gardening, fibres and textiles, and bookbinding standing out.

In 2023, by taking a course with Shona McKenzie, somewhat accidentally, thanks to Instagram, I found TSA and a major knot was undone for me. A way to engage in art making opened up and I was sincerely hooked! Consequently, the large shade house in our garden has found a new purpose as a studio (as well as the spare room, and the carport...). I am at the beginning of a journey that takes courage, that challenges me, yet brings me joy every day.

Thank you for inviting me on to the Executive. I am looking forward to learning how we work towards the TSA's vision.



#### **Linda Biddington**

I grew up in a farming family in the Waikato but have lived in various places in New Zealand plus a brief stint in Australia. In early 2003, my husband and I returned to Aotearoa from a year travelling in the outback, looked for a place to settle and Tauranga ticked all the boxes. We found the climate and lifestyle here suited us well. I was widowed in 2014 but still feel like the Bay of Plenty is home. I love travelling, tramping, camping and long beach walks and believe New Zealand is one of the most scenic countries in the world. My mother was a keen artist, but I didn't really get serious about painting until I retired 11 years ago. Given my love of nature, it's not surprising that landscapes are my favourite subject to paint. Recently I have tried my hand at portraits and dabbled in more abstract styles.

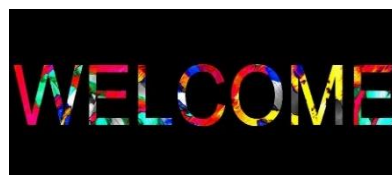
My favourite things are family and sunshine, closely followed by good friends and creativity in its many forms.

I have worked in various roles and organisations and found my niche in administration. I have diplomas in business studies and creative writing, both through Massey University. I hope to draw on these skills as I find a way to contribute to the Executive Committee of the Society.

### Membership Report

This month there has been 15 membership applications. We welcome Prudence Rangī, Peter Faulkner, Emma Davie, Diane Burton, Damien Kurth, Graham Young, Jenny Mack, Jen Stewart, Ratree Sawat, Lynda Soutar, Gayle Tumai, Linda Maude and Kana Sakai. Briar York and Joan O'Connor have rejoined. We now have 309 financial members.

– **Diana Roband, Membership Coordinator**





## Review of Watercolour Workshop tutored by Deb Clarke, 28 & 29 June 2025



Watercolour Workshop – Saturday group

I am beyond grateful for the opportunity to attend the watercolour course with Deb Clarke. It was a challenging yet incredibly rewarding experience, especially working on the beautiful peony. It was not for the fainthearted, but so fulfilling. Deb's preparation was outstanding, from the detailed handouts to the YouTube videos she uploaded for further instruction. I learned so many valuable lessons, like 'more water', 'let the water do its work', and the importance of simply remembering to breathe. Deb's patience and guidance throughout the course were truly remarkable. Watching her work and learning from her expertise was an absolute privilege. The group was so fun and collaborative, which made the entire experience even more enjoyable. Deb is an amazing teacher, and I feel so fortunate to have been a part of this journey. I've walked away with so much knowledge and inspiration! – **Fiona McKenzie**



Focused on the task



Watercolour Workshop – Sunday group



## Review of a fabulous Acrylic Workshop with Sue Dent on 19 July 2025

Sue set us all a challenge of using a limited palette to create a painting on a black canvas. We had a selection of photos to choose from. Many of us attempted subjects and styles we had never tried before.

We started by sketching our painting with chalk. We then painted up to the chalk lines allowing the black to show through. We were encouraged to simplify the artwork. It was a liberating experience, especially for those of us who like creating detail with small brushes. It was a lot of fun and we were all happy with our paintings.

Sue was a wonderful teacher and gave us a lot of information about mixing colours, her favourite colours, and brushes to use. She spent a lot of time encouraging us individually and offering helpful ideas.

Thank you Sue for sharing your knowledge with us. It was a great day. – **Alison Underwood**



## Review of Abstract Art Workshop: Exploring Mixed Media Techniques with Franchesca Serantes

Eleven keen artists gathered on Saturday to take part in Franchesca Serantes Abstract art workshop, and we were not disappointed.

Francesca had the middle tables piled high with many mixed media objects and paint. After an informative talk on her work, plus showing us techniques, discussions on colours and mood, complementary colours, etc., we were set free on the mixed media exploration. Lots of laughter and sharing of ideas.


Then we started on our canvas with many producing finished works of art.

Francesca was very enthusiastic, creative, helpful and uplifting.

An enjoyable and creative art morning. – **Trish Holmes**







## Review of Pop-Up Exhibition

Our Pop-Up Art Exhibition at Bob Owen's Village in July showcased the talent of 39 of our artists who exhibited 175 artworks along with a selection of fine art prints, books and cards.

Although the weather was terrible for Friday night's opening, the rest of the weekend brought better conditions, and the exhibition attracted more than 600 visitors.

Feedback from the visitors was very positive, with many praising the quality and variety of artworks and the opportunity to engage with the artists.

Thank you to everyone who attended and helped make the exhibition such a success.

– Diana Roband, Exhibition Coordinator



Photos from opening night




## Pastel Sessions Report – Mondays, Fortnightly

Landscapes are a popular subject and many of us enjoy the challenge of painting one. I have just finished a landscape that I am very pleased with.

I greatly enjoy walking or driving through natural landscapes and we certainly had plenty to look at on our recent trip through rural England. The colours of the days changing with the time, the rolling hills and mountains (although not so many in the Fenland area, where I am from) created shadows and forms of interest. We saw the colours of spring, which is what my painting is about – a woodland scene full of flowering bluebells. I think I will have a go at painting it in pastels now to see if I get a similar feeling about it.

All this description is leading up to advising you that your landscape subject should mean something to you – you should have a reason for painting it – be it you have visited the place, you want to visit the place, or someone you know has either been there or expecting to go. All of this background of your subject helps with composing an appealing view, which you come to with half-closed eyes and a squint to form the scene into large masses of form and value.

Reference material is pretty essential to make a realistic landscape. Do give it a go if you haven't already tried. It can be very satisfying and a good landscape hangs well on anyone's wall. Come along and join us on the first and third Mondays of each month. See you there. – **Mary McTavish, Pastel Coordinator**



# What's coming up?

## SPRING COMPETITIONS 2025

A reminder that this is an excellent opportunity for members to challenge themselves and display their best artworks. Our judge in August is Ellie Smith, the community arts advisor for Tauranga City Council. There is no need to enter, just bring your artworks to check in from 8.30am to 9.15am. Tea, coffee and guest speaker, Lynette Fisher, in the Art Room during set-up and judging.

Presentation of awards by the judge from approximately 11am (one trophy, two merit certificates for each category) and the judge will comment on the winning artworks.

Artwork remains on display until 12.30pm.

The category 9 theme for the popular President's Choice award is 'A Palette of 3'. Just three colours plus black and white may be used to create an artwork – any medium.

We encourage you to enter as many categories as you can.

**See the judging guidelines and the categories and rules opposite and below, or go to our [website](#).**

### Spring Competition Categories and Trophy Names

- 1 PASTEL – Marie Peters Millennium Cup
- 2 OIL – Grace Walsh Trophy
- 3 ACRYLIC – Georgia Don Memorial Award
- 4 TAURANGA SCENE – Marge Martin Salver  
Local Tauranga scene – a depiction of a local landscape or seascape or combination of both. Any medium.
- 5 WATERCOLOUR – Carter Brothers Award  
Watercolour – including water-soluble pencils with a light wash.
- 6 ABSTRACT – Cam Burgoyne Thomas Memorial Award & Keith Corner Memorial Trophy  
Abstract art that does not represent an accurate depiction of visual reality, communicating instead through lines, shapes, colours, forms and gestural marks. Does not represent living things or actual objects. Any medium.
- 7 COLOURED PENCILS – Jensen Trophy  
No washes.
- 8 CONTEMPORARY – Contemporary Art Trophy  
Art that pertains to the current era (as opposed to traditional) including techniques such as minimalism, found objects and large-scale paintings. Any medium.
- 9 REG CHALMERS MEMORIAL CUP  
President's choice theme: "A Palette of 3"  
Just three colours should be used to create an artwork for this category. Any medium.
- 10 EMERGING ARTIST – President's Trophy  
Artists who have been painting for up to two years. (This does not relate to how long you have been a member of TSA). Any subject or medium.

## Saturday, 30 August 2025

**Where:** Elizabeth Street Community Hall

Extra parking available!

**Time:** Check in artwork between 8:30 and 9:15 am

### JUDGING GUIDELINES

Here are some guidelines that will be sent to our judge to assist with judging.

You may like to critique your own work before entering using the following criteria:

- WOW factor / Originality / Creativity / Relevance to Category
- Composition and use of space
- Skill with medium
- Skill with Colour/Values
- Presentation / Unity

#### Rules

- To exhibit you must be a financial member two weeks before competitions.
- All entries are to have been completed within the 12 months before the competitions.
- Entries must be entirely the member's own work and not done in a class of instruction or copied from publications or photographs taken by other people without their written permission.
- Entries must be presented in a finished, dry condition, framed or otherwise finished for hanging with D rings and cord or finished in a stable mount with a rigid backing – able to be supported and hung.
- Airbrushed works of art will be accepted but must be labelled as airbrush in its medium category. If a painting is partly airbrushed and partly painting it must be labelled as mixed media/airbrush in its medium category.
- All entries must have the name of the member and the category/competition being entered securely attached to the back of the work on a swing tag long enough to go over the top of the painting and hang in front of the work. The member's name to be covered on the front if the work is signed.
- One entry per person per category will be accepted.
- Members can enter in absentia if another member presents and collects their work.
- The committee reserves the right to reject any entry that does not meet the above criteria.
- All entries will be displayed on the Society's exhibition screens – no easels used.
- All entries are to remain on display until 12.30pm. Artists may collect their paintings after 12.30pm.

Go to the Competitions page on our website for more info <https://www.taurangaart.com/competitions>

## September Expo 2025

The September Expo is just eight weeks away and the Exhibition Team is well underway with preparations for it. On 18 July, all members were emailed the online Jensen Supreme Award Entry form. If you didn't receive it then it probably went to your Promotions or Spam folder. It is available on the What's On page of our website [www.taurangaart.com](http://www.taurangaart.com). We have a dedicated email address for the Supreme Award, which is [tsasupremeaward@gmail.com](mailto:tsasupremeaward@gmail.com), if you have queries. Entries close on 11 August. All artworks will be hung on the artists screen/half screen rather than in a special Supreme Award section.

Check out the article on the following page for tips on how to take a good photo of your artwork to submit with your online Supreme Entry application.

Registration packs for Expo will be emailed to you on 1 August. To avoid missing out, please register as soon as you can after that date. Screen space is limited. Once we run out, registrations will close.

Please note the following:

- We will not be having any easels for oversize artworks at the September Expo.
- We will only be having two rostered shifts per day. The first shift will be 8.45am – 1pm and the second shift will be 1pm – 5.15pm.
- When you are indicating on the registration form which shift you are available to work on the roster, not everyone can work the last shift on Sunday. We get that it is popular because you can collect unsold artworks at the end of the shift but we need staff for other shifts, especially Sunday morning. Plus the last shift on Sunday ends at 5.15pm so those workers on this shift will be helping with pack down.
- Once you have registered you cannot change any details on your form, e.g. prices. The only change possible is to withdraw an artwork.
- Some artists didn't leave enough space around their artworks for labelling to be added. When you plan your screen layout this needs to be considered too.

– Diana Roband, Exhibition Coordinator



## Expo Timeline

## Date

Jensen Supreme Entry Form will be emailed to all TSA members	18 July
Registration forms will be emailed to all TSA members	1 August
Jensen Supreme Entries close	11 August
<b>Cost to exhibit: Half screen (1.2m x 1.2 m) \$35</b> <b>Whole screen (1.2m x 2.4m) \$60</b>	
Registrations close	7 September (or before if we have reached capacity)
Set up for screens	Tues, 23 Sept, 1 pm
Set up for artworks	Wed, 24 Sept, 8 am
Judging of Jensen Supreme Award	Wed, 24 Sept, afternoon
Gala Event and Jensen Supreme Award ceremony	Wed, 24 Sept, 6–7:30 pm



### How to Take a Good Photograph of Your Artwork with a Mobile Phone by Deb Clarke

You can take a satisfactory photograph of your artwork to send as a digital image with your Jensen Supreme Award entry using your mobile phone camera if you use the following steps.

Before you begin: if your signature is visible on your artwork cover it up with masking tape.

Check that the format your phone is taking photos in is JPEG. (Go to Settings/Camera/Format on your phone. Change to 'Most Compatible' if it is on 'High Efficiency' this will save photos as jpegs.)



1. Clean the lens of the camera on your phone using a damp then dry soft cloth.
2. Hang your artwork on the wall, or stand it on an easel or piece of suitable furniture, or lay it flat on the floor in a location with good light but not direct light or shadows on it. I find it easier to do on the floor and lean over it. If the artwork is large, vertical may be easier. The camera needs to be held at the same angle as the artwork.
3. Stand in front of or over the artwork and line up the edges of the artwork – top and sides so they are parallel with the side of the screen. This means you need to hold the camera perfectly vertical or horizontally over the centre of the artwork. Take your time lining it up, move it around to get the angle right.
4. Take several photos.
5. Look at the images you have captured. Choose the straightest one and click on edit.
6. Crop the image so you only have the artwork in the picture and/or adjust slightly with the rotate button to align perfectly with sides.
7. Click save. If you can, print the image at home so you can see what you have captured.
8. Submit the image with your on-line entry.

## Artist of the Month

August 2025

### Damien Kurth

Damien Kurth is a contemporary painter now based in the Bay of Plenty. He holds a Master of Fine Arts from Elam School of Fine Arts and a Bachelor of Arts from Otago Polytechnic.

Working predominantly in oils, Damien's meticulously rendered 'trompe l'oeil' paintings depict groupings of everyday objects, providing an opportunity for the artist to focus on the physical act of painting whilst interrogating philosophical concepts of perception and semiotics.



Damien uses traditional methods of picture making, building the painting's surface slowly. Each stroke of paint or drawn mark working with the other to create a harmonic whole. Drawing the viewer's eye across the canvas, creating an overall sense of balance and harmony.

Damien is also passionate about other genres of realism, especially portraiture and life drawing and their place in the contemporary art scene.

Damien's work is held in numerous collections in NZ Aotearoa and worldwide. He is the winner of the Otago Polytechnic Painting Award, the Derivan Painting Award, the Cleveland Art Awards (Highly Commended) and a finalist, twice, in the Adam Portraiture Award.

Eight paintings by the Artist of the Month are displayed for your enjoyment with a bio at the Art Room (171a Elizabeth St West) for the month. If you would like to have your art displayed for a month, contact [admin@taurangaart.com](mailto:admin@taurangaart.com)

## Workshops and Tutorials

Members can find out more and register for these workshops online through our website [Workshops](#) page. You will need to pay for the workshop when you enrol.

### Traditional & Contemporary Approaches to painting Portraits with Damien Kurth

Sat & Sun 9 & 10 August 2025


In this workshop, we will take an in-depth look at the processes involved in painting or drawing a portrait and how to achieve a believable likeness. We will touch on the theories behind colour, proportions, brushwork, and composition. This workshop suits all levels of experience. The idea is to find your own voice while using traditional, time-honoured techniques to create captivating portraits.

– **Damien.**

Damien has over 25+ years' experience as an artist and has tutored at a variety of art colleges and art societies within New Zealand.

**Time:** 9.30am to 3:30 pm

**Cost:** \$160 for members



Find out more and register for this workshop at [www.taurangaart.com/workshops](http://www.taurangaart.com/workshops)

### Kokeshi Doll Painting Workshop: Unleash Your Creativity with Ulemj Glamuzina

Saturday 23 August 2025

Join us for a relaxing and creative day as we dive into the art of painting traditional Japanese Kokeshi Dolls! Whether you're a beginner or have some painting experience, this workshop offers a fun, hands-on experience. You'll learn to design, paint, and personalise your own Kokeshi Doll, while also discovering the cultural history behind these iconic wooden figures.

Find out more and register for this workshop at [www.taurangaart.com/workshops](http://www.taurangaart.com/workshops)

**Time:** 9.30 am – 1.30pm

**Cost:** \$77 for members



### Mixed Media Portrait Painting with Ulemj Glamuzina

Saturday 6 September 2025

Dive into the world of mixed media portrait painting and discover the exciting possibilities of combining different materials and techniques to create stunning, textured portraits! This workshop is designed for anyone who wants to push the boundaries of traditional portraiture and experiment with acrylics, pastels, ink, and even collage.

Find out more and register for this workshop at [www.taurangaart.com/workshops](http://www.taurangaart.com/workshops)

**Time:** 9:30am – 1:30pm

**Cost:** \$87 for members





## Character Doll Making with Claire Delaney

Sat & Sun 11 & 12 October 2025

Make your own character doll by using polymer clay and wire.

This workshop is suitable for beginners as it is taught by step methods using wire. Embellish your dolls with painted features and costumes. You can find out more about Claire on her website: [clairedelaney.com](http://clairedelaney.com)

Claire will supply all the materials for this workshop.

**Time:** 10 am – 4 pm

**Cost:** \$220 for members

Find out more register for this workshop at <https://www.taurangaart.com/workshops>



## A Weekend of Life Drawing with Damien Kurth, Tanya Bamford-King and Bev Moore

Sat & Sun 18 & 19 October 2025

This workshop is hosted/tutored by three experienced members of the life drawing group; each with years of experience and different styles and strengths.

A range of different media will be provided and attendees will be encouraged to step outside their comfort zone and experiment.

The weekend is designed for experienced enthusiasts as well as those who want to try life drawing in a supportive, informative environment.

**Time:** 9:30 am – 4 pm

**Cost:** \$65 per day / \$130 for weekend

This workshop will be taking place over two days; participants are welcome to register for one or both days.

Find out more register for this workshop at <https://www.taurangaart.com/workshops>



## Weekly/Monthly Art Sessions

You can find out more about the regular sessions that are run at our Art Room on our website, as well as contact details for the coordinators of these sessions. Visit the What'sOn page

<https://www.taurangaart.com/whats-on>

### Social Media Ideas from Steph

Hi Team,

***Each week I would love to showcase one of our members on the public page – your story, your art, your social media links.***

If you're interested, please send through a bio or short spiel about yourself and your art, an image of your art that you would like showcased and any links for your social media. You can either send this through to me via email or you can reply to the post on the members Facebook page [taurangaartsocialmedia@gmail.com](mailto:taurangaartsocialmedia@gmail.com)

#### **If you don't have a social media page for your art but want to?**

Check out the post on how to create your own page that I posted in the members Facebook group. Art deserves to be shared with the world and I would love to help you share yours. Don't forget - if you're posting on social media - Facebook/Instagram, tag **Tauranga Art Society!**

It creates exposure for you and us so win win!

Happy creating!

Steph – Social Media [taurangaartsocialmedia@gmail.com](mailto:taurangaartsocialmedia@gmail.com)

[www.christiecramer.co.nz](http://www.christiecramer.co.nz)  
[https://www.instagram.com/christie\\_cramerart](https://www.instagram.com/christie_cramerart)



### Art in the Park

This is a great opportunity for members of the Tauranga Society of Artists to display and sell your art, mix with your fellow artists, and interact with the public – local, from other areas of New Zealand, and overseas. Set-up time is from 8am and end time is before 5pm. If you are interested in joining this activity, come along on one of the dates listed and have a look at how this happy little group set themselves up and present their artworks. There are lots of tips and tricks to this kind of display. Liz Cross and her Art in the Park cohorts will welcome you and share their Art in the Park experience. If Council makes any changes to the listed dates, you will be advised by group email.



#### **ART in the PARK Dates (Saturdays)**

AUGUST 2, 9, 16, 23, 30

SEPTEMBER 6, 13, 20, 27

OCTOBER 4, 11, 18, 25

NOVEMBER 1, 8, 15, 22, 29

DECEMBER 6, 13, 20, 27

### Draughting/Art Desk for Sale (600 deep x 1030 wide x 800 high)

There is a desk at the Art Room that is surplus to our requirements and needs to be rehomed. See photos below. It has a glass top and is designed to tilt to various angles, which makes it great for drawing.

It's for sale for \$70, but any reasonable offer will be considered. If you are interested, you can check it out at the Art Room.

There is also a small round table for sale – make an offer.





## Monthly programme

August 2025	
<b>Monday All Day</b>	<b>9.30am – 4.00pm</b>
4, 18	<b>Pastels</b> , Convenor – Mary McTavish
11, 25	<b>Drawing</b> , Convenor – Carol Macintyre
<b>Tuesday Morning</b>	<b>9.30am – 12.00pm</b>
5, 12, 19, 26	<b>Open Studio – any medium</b> , Convenor – Diana Roband
<b>Tuesday Afternoon</b>	
5	Exhibition Team meeting
12	Programme Workshop Team meeting
19	Executive Committee meeting
<b>Tuesday Evening</b>	<b>6.30pm – 8.30pm</b>
5, 12, 19, 26	<b>Open Studio – any medium</b> , Convenor – Lynne Dean
<b>Wednesday Morning</b>	<b>9.30am – 12.30pm</b>
6	<b>Portraiture</b> , Convenor – Sue Jones (Cost \$5 for model)
<b>Wednesday Afternoon</b>	<b>12.30pm – 4.00pm</b>
6, 13, 20, 27	<b>Open Studio – any medium</b> , Convenor – Richard Fenn
<b>Thursday Morning</b>	<b>9.30am – 12.00pm</b>
7, 14, 21, 28	<b>Oil Painting plus other medium</b> , Convenor – Karen Pritchard
<b>Thursday Afternoon</b>	<b>1pm – 4.00pm</b>
7, 14, 21, 28	<b>Open Studio – Watercolour</b> , Convenor – Deb Clarke
<b>Friday Morning</b>	<b>9.30am – 12.00pm</b>
1, 15, 29	<b>Life Drawing</b> , Convenor – Tanya Bamford-King (Cost \$10)
8, 22	<b>U3A</b>
<b>Friday Afternoon</b>	<b>1.00pm – 3.00pm</b>
<b>Weekend</b>	
Saturday 9 and Sunday 10	<b>Traditional and Contemporary Approaches to Painting Workshop</b> – Damien Kurth (9.30am – 3.30pm)
23 Saturday	<b>Kokeshi Doll Painting Workshop</b> – Ulemj Glamuzina (9.30am – 1.30pm)
30 Saturday	<b>Spring Competitions</b> – Elizabeth Street Community Hall – Drop off for paintings 8.30am – 9.15am

Click [HERE](#) to go to the online programme (scroll down to find)

## 2025 Calendar

Spring Competition

Saturday 30 August

Expo

Setup 23/24 September, Open 25–28 September

Xmas Function

Saturday 6 December

## 2026 Calendar

Autumn Competition

Saturday 7 March

April Expo

Set-up 14–15 April, Open 16–19 April



**paperplus**  
BETHLEHEM  
Locally owned • Friendly people • Great advice

**Support our valued Expo sponsor**

10% OFF full priced art supplies

BUY Local SUPPORT Local GO Local Invest in your Community



**Gordon Harris**  
THE ART & GRAPHIC STORE  
in-store & online  
[www.gordonharris.co.nz](http://www.gordonharris.co.nz)  
Auckland Hamilton Wellington Christchurch

Members receive a 10% discount.