



Goldeneye  
THE MICROPIGMENTATION COMPANY

# Permanently beautiful

---

**MICROPIGMENTATION  
CATALOGUE 2022**

# Germany's best Permanent Make-up

Since 2009 Award winner  
Beauty Forum Category  
Permanent Make-up





Innovative technology:  
Goldeneye device systems –  
created by visions  
made for perfection.





# Technology



# Golden i touch 3.0

## An investment that will secure your success for years to come!

### Golden i touch 3.0

Created by visions made for perfection

Do you like functionality, cutting-edge technology and working immaculately with a sense of elegance and luxury? You demand the best from both yourself and your equipment? Go for the Golden i touch 3.0!

The Golden i Touch 3.0 is crafted into an exquisite, sophisticated design with a smart, fully front-covering glass surface. The high-resolution touchscreen ensures a supremely precise yet simple operation. The handling is very intuitive: You select skin type, treated body area and technique. The Golden i Touch suggests the suitable module (i.e., applicator) and automatically regulates all configurations necessary. Needless to say, an experienced user – or someone who enjoyed the Crystal Tech or Multitalent configurations – can make manual modifications. The Quickselect menu offers shortcuts which can be selected with one click!

With the "Regulate" feature, we have made sure that the treatment itself is also easy: During the pigmentation, the Dermograph SLS is in a sensory feedback loop with the Golden i Touch 3.0. The skin resistance is constantly being analyzed and the pigmentation configurations adjusted accordingly. This ensures an unprecedented level of even and smooth pigmentation, regardless of working on tougher scar tissue or on more sensitive skin. The Golden i Touch feels the difference and regulates speed and power! Enjoy the easy way of pigmentation – effective, successful and creative!

**Suitable for master, professionals & beginners.**

#### Special features:

- **10" High Resolution Touchscreen Display** with full-front glass surface
- **Regulate Power / Soft mode** – manages power and speed, depending on skin
- **„made in Germany“** – in house planning, development, programming, production
- **2 handpieces** can be connected
- Optional: expandable **bdr® Medical Beauty\***, **bdr® handpiece set** (4 pieces)

\* Requirement: Purchase / ownership bdr Depot

#### Golden i touch Set 3.0

Art.: 201209

Content: Control unit Golden i touch 3.0 with power adapter, Handpiece holder, Foot switch

#### Goldeneye Dermograph SLS (5pin)

Art.: 201301.E

Content: Pigmentation hand-piece incl. cable

#### Goldeneye Dermograph CLASSIC (5pin)

Art.: 201201.E

Content: Pigmentation hand-piece incl. cable

#### Goldeneye Dermograph Membran Modul

Art.: 201401

Content: Pigmentation hand-piece incl. cable



# i cube

## the power device for Goldeneye World of Beauty

### **i cube**

You don't need much room for a whole space of ideas

From now on, all you will need in your institute, is a small and compact power device. With the i cube all Goldeneye Micropigmentation handpieces and all handpieces of the bdr® Medical Beauty Concept can be controlled. Including Dermabrasion, Needling and Microstimulation.

The entire space of the Goldeneye World of Beauty is revealed to you providing over 130 techniques in the area of micropigmentation and more than 60 options in the field of bdr.

Innovative, small and easy to navigate, the i cube takes you literally by hand and guides you through the settings of the free of charge app on your Android or Apple tablet. Never beauty was that smart, never before has cosmetics been so effective – possibilities, without limits, just in a single device.

All up-dates of the software will be permanently free of charge. Stay flexible at all times – with the latest innovations from permanent make-up and medical beauty. You have the talent, the knowledge, the dedication – the i cube is your personal fusion of your heartfelt passion and professional Goldeneye technique.

**Suitable for professionals & beginners.**

#### **Special features:**

- **190 treatment variants**
- **GeOS silver** and **GeOS blue** available free of charge in the **Google Play Store** and in the **Apple App Store** – Tablet not included in delivery
- In house planning, development, programming, production
- **2 handpieces** can be connected
- Optional: expandable **bdr® Medical Beauty\***, **bdr® handpiece set** (4 pieces)

\* Requirement: Purchase / ownership bdr Depot

#### **Golden i cube Set**

Art.: 201211

Content: Control unit Golden i cube with power adapter, Handpiece holder, Foot switch

#### **Goldeneye Dermograph SLS (5pin)**

Art.: 201301.E

Content: Pigmentation hand-piece incl. cable

#### **Goldeneye Dermograph CLASSIC (5pin)**

Art.: 201201.E

Content: Pigmentation hand-piece incl. cable

#### **Goldeneye Dermograph Membran Modul**

Art.Nr.: 201401

Content: Pigmentation hand-piece incl. cable

**NEW**



## Multitalent

small and low weight

The Multitalent is a Permanent Makeup device with 7 speed levels including Powdery Techniques, line applications, and full coverage applications. The speed can be adjusted using the Soft-Touchbar. Every speed level is additionally marked with its corresponding technique: Speed 1 and 2 to apply Powdery Techniques, speed 3, 4 and 5 to apply lines, and speed 6 and 7 for full coverage applications. The LEDs above the Touchbar indicate the current speed level.

You can connect up to two handpieces to the device. The built-in magnet on the bottom allows you to securely place the device on every metal surface.

The Goldeneye Multitalent can be used to apply every PMU Technique, even Powdery Techniques.

Both design and software are exceptional.

**Suitable for professionals & beginners.**

### Special features:

- connect up to **2 handpieces**
- ideal to **travel with**
- weight **190 grams**
- **magnetic base**

### Goldeneye Multitalent

Art.: 201243

Content: Control unit with power adapter, Handpiece holder, Foot switch

### Goldeneye Dermograph SLS (5pin)

Art.: 201301.E

Content: Pigmentation handpiece incl. cable

### Goldeneye Dermograph CLASSIC (5pin)

Art.: 201201.E

Content: Pigmentation handpiece incl. cable

### Goldeneye Dermograph Membran Modul

Art.: 201401

Content: Pigmentation handpiece incl. cable



## Airtronic

Nice and easy

Ultralight and easy to use – that's Goldeneye Airtronic. The ideal device for the price-conscious customer. 6 speed levels allow a wide variety of techniques. This is regulated by a simple +/- circuit on the control unit. The Airtronic Dermograph – a real flyweight with only 49 grams.


**Suitable for beginners.**

### Airtronic Set with Airtronic Dermograph (3pin)

Art.: 201208

Content: Control unit, Dermograph Airtronic, Foot switch and cable

# You have the choice – the Goldeneye devices



**Golden  
i touch 3.0**

**Golden  
i cube**

**Multitalent**

**Airtronic**

	Golden i touch 3.0	Golden i cube	Multitalent	Airtronic
CONFIGURATION	SLS handpiece			
	2nd handpiece			
	Handpiece holder			
	Touchscreen		with Mobile/Tablet*	
	updatable			
	with App (-> update)			
	Interval Automatic			
	autom. Regulate function +/-			
	Turbo Foot switch			
	on/off with Foot switch			
	Made in	Germany	Germany	Spain
Guarantee in months	24	24	24	24
OPTIONAL	Micromix	optional	optional	optional
	Detector	optional	optional	optional
TREATMENT TECHNIQUES	Shades			
	Lines & contours			
	Tricho			
	Powdery			
	ParaMEDical			
	Medical Beauty (bdr)			

# Dermograph Classic



## **Pigmentation handpiece Dermograph Classic**

The dermograph rests comfortably in the hand with minimum weight and is fun for both professionals and those starting out in their career. The direct power transmission in the handpiece guarantees an absolutely quiet and precise run with varying needle length. This means the pigment colour absorbs quickly and gently into the skin.

The treatment duration is short and thus significantly more pleasant. The patented reflux protection system and the mandatory hygiene cover ensure a seamless hygiene chain.

---

### **Goldeneye Dermograph CLASSIC**

Content: Pigmentation hand-  
piece incl. cable

Art.: 201201.E  
i touch 3.0, i cube, Multitalent

### **Replacement cable (5pin)**

i touch 3.0 and i cube  
Art.: 201285.K

### **Replacement cable**

Multitalent  
Art.: 201195



# Applicators for Dermograph Classic



## #1 Nano Applicator

Art.: 202131.1  
Content: 10 sterile  
Pigment Applicators



## #1 Applicator

Art.: 202101.1  
Content: 10 sterile  
Pigment Applicators



## #3 LPMC Applicator

Art.: 202133.1  
Content: 10 sterile  
Pigment Applicators



## #3 Applicator

Art.: 202103.1  
Content: 10 sterile  
Pigment Applicators



## #5 LPMC Applicator

Art.: 202135.2  
Content: 5 sterile  
Pigment Applicators



## #5 Applicator

Art.: 202105.2  
Content: 5 sterile  
Pigment Applicators



## #7 LPMC Applicator

Art.: 202137.2  
Content: 5 sterile  
Pigment Applicators



# Dermograph SLS



## Pigmentation handpiece Dermograph SLS

Pigmentation has never been so precise, simple, fast and safe! The SLS dermograph is setting new standards! The Swiss high-performance precision motor guarantees precision and power. The two-stage reflux protection system provides safety and a smooth hygiene chain. The highest level of safety and quality for client and pigmentist®!

The handpiece is powered by a maintenance-free Swiss quality motor and the power transmission via a precision gear. This technology is exclusive to Goldeneye! The direct power transmission in the handpiece guarantees an absolutely quiet and precise run with varying needle length. This means the pigment colour absorbs quickly and gently into the skin. The treatment duration is short and thus significantly more pleasant.

The patented reflux protection system and the mandatory hygiene cover ensure a seamless hygiene chain.

---

### Goldeneye Dermograph SLS

Content: Pigmentation hand-piece incl. cable

Art.: 201301.E  
i touch 3.0, i cube, Multitalent

### Replacement cable (5pin)

i touch 3.0 and i cube  
Art.: 201285.K

### Replacement cable Multitalent

Art.Nr.: 201195

#### Specials:

- SLS = Secure Lock System
- simple, fast application thanks to magnetic connectors
- 100% safety: the needle disappears in the enclosure after removal - no risk of injury and disposal via residual waste
- the needle length is regulated via the handpiece
- patented technology and ink backflow protection

# Modules with magnet connector for Dermograph SLS



## #1 Nano Modul

Art.: 202231.1  
Content: 10 sterile pigment modules



## #1 Modul

Art.: 202201.1  
Content: 10 sterile pigment modules



## #3 LPMC Modul

Art.: 202233.1  
Content: 10 sterile pigment modules



## #3 Modul

Art.: 202203.1  
Content: 10 sterile pigment modules



## #5 LPMC Modul

Art.: 202235.2  
Content: 5 sterile pigment modules



## #5 Modul

Art.: 202205.2  
Content: 5 sterile pigment modules




## #7 LPMC Modul

Art.: 202237.2  
Content: 5 sterile pigment modules



# Dermograph Membrane Module



## Micropigmentation Handpiece Membrane Module

Thanks to its ergonomic and comfortable design, the Module Handpiece is a perfect fit for your hand.

Its stroke and propulsion are comparable to the Goldeneye Handpieces Classic and SLS: state-of-the-art engines and gearing, no decrease in performance during continuous operation and its compatibility with all currently existing Goldeneye control units.

The length of the needle is easily adjustable using the handpiece. In contrast to already existing handpieces, this Goldeneye newcomer is solely operable with the machine-made Module-Needles.

The hand-made and specially polished needles of the Classic and SLS line cannot be connected to this handpiece!

### Holgers Tipp:

I like to use this handpiece as an addition to the SLS Handpiece to boost my creativity. The Powdery Technique with the Curved-Magnum-Module can only be applied with this handpiece. Because of this, I like to apply classic techniques with the SLS-Needles and Shading Techniques of the chest or lip with the Module Handpiece and the Curved-Magnum-Needle.

Comparing the machine-made, polished Membrane Module Needles and the hand-made Goldeneye needles shows that both systems are particularly easy to work with. However, results of using the hand-made needles are more intense and last longer.

### Goldeneye Dermograph Membrane Module

Contents: Micropigmentation handpiece incl. power cable

Art.: 201401

**Replacement cable**  
i touch 3.0 and i cube  
Art.Nr.: 201285.K

**Replacement cable**  
**Multitalent**  
Art.Nr.: 201195

# Membrane Module Cartridges



### Liner 1

Art.: 202301.1  
Contents: 10 sterile  
Pigment-Module



### Liner 3 Micro

Art.: 202333.1  
Contents: 10 sterile  
Pigment-Module



### Liner 3

Art.: 202303.1  
Contents: 10 sterile  
Pigment-Module



### Liner 5

Art.: 202305.1  
Contents: 10 sterile  
Pigment-Module



### Curved Magnum 7

Art.: 202307.1  
Contents: 10 sterile  
Pigment-Module

# Comparison of quality features

## Micropigmentation needles

	Goldeneye Classic applicators	Goldeneye SLS-Professional modules	Goldeneye Membran-Modules
<b>Needles</b>	two parts are screwed on	SLS module is plugged on and anchored with a magnet	Membrane module is manually locked in place
Simplicity Needle Pick-up			
Needle length setting	new every time	consistent	consistent
Length adjustment per rotation	1 mm	1 mm	1 mm
Minimum needle length	0 mm	0 mm	0 mm
Maximum stroke	2,1 mm	2,1 mm	2,1 mm
<b>Security features</b>			
Reflux Protection	85 %	100 %	100 %
Safe Lock System (Hygiene concept Needle cannot be used several times)	–		–
Needle retraction after use	–		
Needle disposal	Needle box	Household waste	Household waste
<b>Application comfort</b>			
Adjustable machine tip			–
Regulation of colour flow			
Transparent lace (no shadowing during pigmentation)			
Can be used for extremely fluid colours (water shadow)			–
Colour needle identification			
<b>Needle quality</b>			
Manufacturing	handmade	handmade	machine made
Needle point	Laser technology	Laser technology	Polished tip
Surface	Partially roughened	Partially roughened	smooth polished
Ink transport			
Smooth running			
Pain reduction			
Creative applications	7 Variants	7 Variants	5 Variants
Selection	<b>1 Nano</b> 0,16 mm <b>1er</b> 0,25 mm <b>3lpmc</b> 3 x 0,2 mm <b>3er</b> 3 x 0,25 mm <b>5lpmc</b> 5 x 0,2 mm <b>5er</b> 5 x 0,25 mm <b>7lmpc</b> 7 x 0,2 mm	<b>1 Nano</b> 0,16 mm <b>1er</b> 0,25 mm <b>3lpmc</b> 3 x 0,2 mm <b>3er</b> 3 x 0,25 mm <b>5lpmc</b> 5 x 0,2 mm <b>5er</b> 5 x 0,25 mm <b>7lmpc</b> 7 x 0,2 mm	<b>1er</b> 0,35 mm <b>3micro</b> 3 x 0,25 mm <b>3er</b> 3 x 0,35 mm <b>5er</b> 5 x 0,35 mm <b>Magnum7</b> 7 x 0,35 mm
Treatment duration / time investment			
Capital investment / needle price	€ €	€ €	€



### **Set Mixer & Detector wireless**

Art.: 201211.H

Content: 1x Mixer, 1x Detector



### **Wireless Micromix**

**Predelineate & Mix**

A clever 2-in-1 solution. Every color is blended to a smooth, finely texturised suspension, simultaneously the tip is prepared as a sterile brush for hair fine preliminary sketches.

Logical, practical and hygienic.

Art.: 201510

Content: 1 piece incl. batteries

### **Wireless Pigment Detector**

**Test Exactness**

This special detector light under-lights the skin and makes the density of the pigment implantation visible. Gaps are immediately detected and correctable. Further repair work becomes avoidable. A significant tool designed your time management and greater economical efficiency. The pigment detector achieves consistent results faster

Art.: 201810

Content: 1 piece incl. batteries

# The Art of Micropigmentation

## Volumes 1 and 2

The cosmetics industry is diverse and colourful, engaging and interesting. Countless cosmetics students, fledging colleagues and experienced beauty professionals are on the lookout for new horizons and a special challenge that goes beyond classical cosmetics training.

Micropigmentation is a profitable business, which requires a lot of knowledge, creative courage and very responsible action.

Holger Hoffmann is one of the most successful pigmentists in Europe. He is the creative head of the Goldeneye method and has trained and coached numerous pigmentists and trainers in this area in the past. In his second work, he not only gives an insight into the supreme discipline of permanent makeup, but also presents the entire breadth of knowledge on the subject, the latest techniques, the state-of-the-art methods and the latest findings on micropigmentation and permanent makeup.

Individual steps are explained in a logical sequence in a precise and understandable way. In two detailed volumes, one building on the other, the reader learns about everything that has made Holger Hoffmann and the Goldeneye method so transcendent and successful.

- **Over 100 different micropigmentation techniques**
- **Special techniques for eyebrow, eyelid and lip shaping**
- **Tips and tricks for additional treatments, reconditioning and corrections**
- **Paramedical treatment options (areolae, scars, vitiligo)**
- **Tips for preliminary drawing**
- **Everything about colours and colour mixtures**
- **Troubleshooting and corrections**
- **Improvement of drawing errors and removal of distortions**
- **Scalp pigmentation (tricopigmentation)**
- **Theoretical knowledge**
- **Motivating impulses**



**Volume 1 – german**  
Art.: 205030

**Volume 2 – german**  
Art.: 205031

**Volume 1 – english**  
Art.: 205030.EN

Coloressense Colors  
as well as Goldeneye **care** and  
**cleaning products** are suitable  
even for sensitive skin.





# Colors, cleaning & care products



# THE 3 in 1 COLORESSENSE CONCEPT



## Coloressense PURE

for large scaled  
pigmentations and  
shadings

### Coloressense Pigments

Because of the highest possible pigment density, Coloressense Pigments are destined for every kind of pigmentation, you can use them pure or thinned.

Being concentrated „pure“ they are used for large scaled pigmentations, as shadings and full drawings.

**Usage category:**

Pigmentation color: pure



## Coloressense + EASY FLOW

for very delicate and  
precise drawings

### EASY FLOW Color Activator

Coloressense concentrate mixed with Easy Flow leads to a hydrophilic color pigment, which suits perfect for exact hair drawings and precise contouring.

The coloressense concentrate becomes very fluent without losing its opacity.

**Usage category:**

As a pigmentation color:  
7-10 drops of the pigment  
1-2 drops Easy Flow



## Coloressense + SKIN TOP

for pigmentations that  
require a fast handpiece  
guidance and for  
pigment masks

### SKIN TOP Calming Liquid

Mixed with Skin Top, the coloressense concentrate turns to an oily pigment – perfectly fitting for all pigmentations with a fast handpiece guidance (Powdery) or glossy pigmentations (Stardust Gloss).

Through the large enrichment of witch hazel extract, Skin Top appears haemostatic and regulates the lymph drainage, which smoothenes the whole treatment session.

**Usage category:**

As pigmentation color:  
10 drops pigment  
for 2-4 drops Skin Top

As a pigment mask :  
Remaining pigment for  
1-2 drops Skin Top

# The advantages of Goldeneye Colorescence



## Quality „Made in Germany“

- According to ResAP (2008)1: Micropigmentation at the highest level in convincing brilliance with unprecedented security in more than 30 shades.
- REACH Compliant
- Continuous quality management
- IT-based formulation

## Sustainability and responsibility

- Without animal testing
- Vegan

## Hygienic and safe consistency

- Precise dosing at any time
- Sterile and tested several times
- Uniform pigment particle size
- Constant quality management

## 100%\* without heavy metals

- Without heavy metals\*
- Without Nickel\*
- Without PAH\*
- Without NDELA\*

For your information:

**Vegan:** 100% free of animal products.

**Heavy metals:** Common ingredient in pigments, many are harmful or toxic, as they can not be broken down in the body.

**Nickel:** Pure metal, common ingredient in mineral pigments, the most common cause of contact allergy.

**PAH:** Polycyclic aromatic hydrocarbons (in many pigments), slightly water-soluble, numerous PAHs have been proven to be carcinogenic.

**NDELA:** Nitrosamines are a reactive product of nitrite and amines (as in proteins) Proven to have a strong carcinogenic effect.

Development, manufacturing, training and sales of cosmetic products:

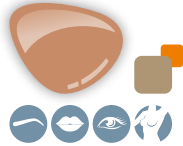
**ISO certified according to DIN EN ISO 9001**

\* 100% without = Substances may be present, but are currently below the detection limit.

# Coloressense Colors



## WARM COLORS



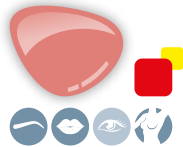
**3.25 DT**  
Delicious Toffee



**2.56 OO**  
Obviously Orange



**5.25 CN**  
Creamy Nougat



**4.65 AA**  
Amber Ambition



**6.25 WB**  
Warm Brunette



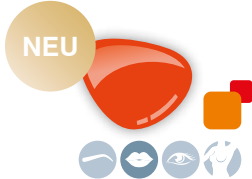
**4.57 TT**  
Terrific Terracotta



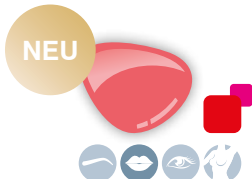
**7.25 DR**  
Dark Redwood



**5.70 ST**  
Show Time



**5.55 AR**  
Arabian Red



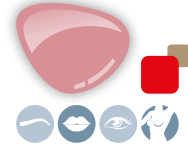
**4.82 LB**  
Lip Blush



## NEUTRAL COLORS



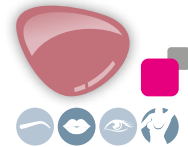
**4.25 AB**  
Amazing Blond



**3.62 NI**  
Nude Invisible



**5.62 CC**  
Copacabana Cacao




**4.81 LL**  
Lavish Lips



**8.25 HC**  
Hot Chocolate



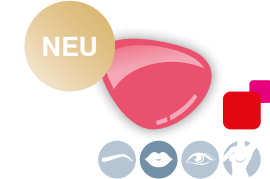
**4.76 KR**  
Kiss Royal



**9.14 PB**  
Powder Black



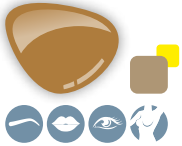
**5.68 VB**  
Very Berry



**4.75 SL**  
Shiny Lobster



**COLD COLORS**



**3.24 SB**  
Sophisticated Blond




**4.88 LP**  
Lollipop Pink



**9.11 BB**  
Black Beauty



**4.14 GG**  
Glamorous Graphit



**5.72 LG**  
Love Grit



**2.44 SS**  
Sunny Simpson



**6.12 TS**  
Taupe Spectaculaire



**6.87 BA**  
Bordeaux Addicted



**1.42 MB**  
Miami Beige



**8.23 EQ**  
Ebony Queen



**5.87 MR**  
Midnight Red



**0.00 WW**  
White Wonderland



**5.58 NA**  
Naturally Attractive

**Normal icons:**

The color is suitable for pigmentation on:

- Eyebrows
- Lips
- Eyes
- Skin & breast

**Transparent icons:**

The color is only **limited suitable** for pigmentation on:

- Eyebrows
- Lips
- Eyes
- Skin & breast

**Crossed out icons:**

**Do not use** for pigmentation on:

- Eyebrows
- Lips
- Eyes
- Skin & breast

# Coloressense Pigments & sets



## Coloressense Pigments

Color essences for sensitive skin

The advantages of Goldeneye Coloressense series are obvious: Quality „Made in Germany“ according to ResAP (2008)1 and REACH 2020/2081 Micropigmentation at the highest level in convincing brilliance with unprecedented security.

32 shades – mixable within the Coloressense series for individual color formulations.

Art.: 239XXX.1  
Content: Bottle à 9 ml

Art.: 239XXX.4  
Content: Bottle à 4 ml

## Pigment Booklet

The new REACH Regulation 2020/2081 regarding the protection of end-users against hazardous chemicals is in effect since January 2022.

We have created a Pigment Booklet to simplify the documentation process for you. From now on, you can find a sticker on every Coloressense colour bottle showing its QR-code, name of the colour and batch number.

Just scan the QR-code to instantly access the documentation required for the REACH Regulation. Collect those stickers in your booklet and you will always have all your documents at hand.

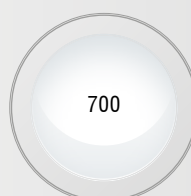
Art.: 209027  
Content: 1 Booklet



## Pure White 700

Inorganic pure white pigment, recommended for paramedical pigmentation (e.g. eye shadows, stretch marks).

Art.: 237700  
Content: 1 x 10ml bottle



Pure White  
Art. 237700





## Pigmentologie + Colorchart

for download and as print version

In Pigmentologie and Colorchart we have summarised the most important information on the use of Coloressense colors for you in a clear and appealing way. Reference book and colour chart with many expert tips on micropigmentation.

**Pigmentologie + Colorchart Download** – free of charge under [www.goldeneye.de/pigmente](http://www.goldeneye.de/pigmente)

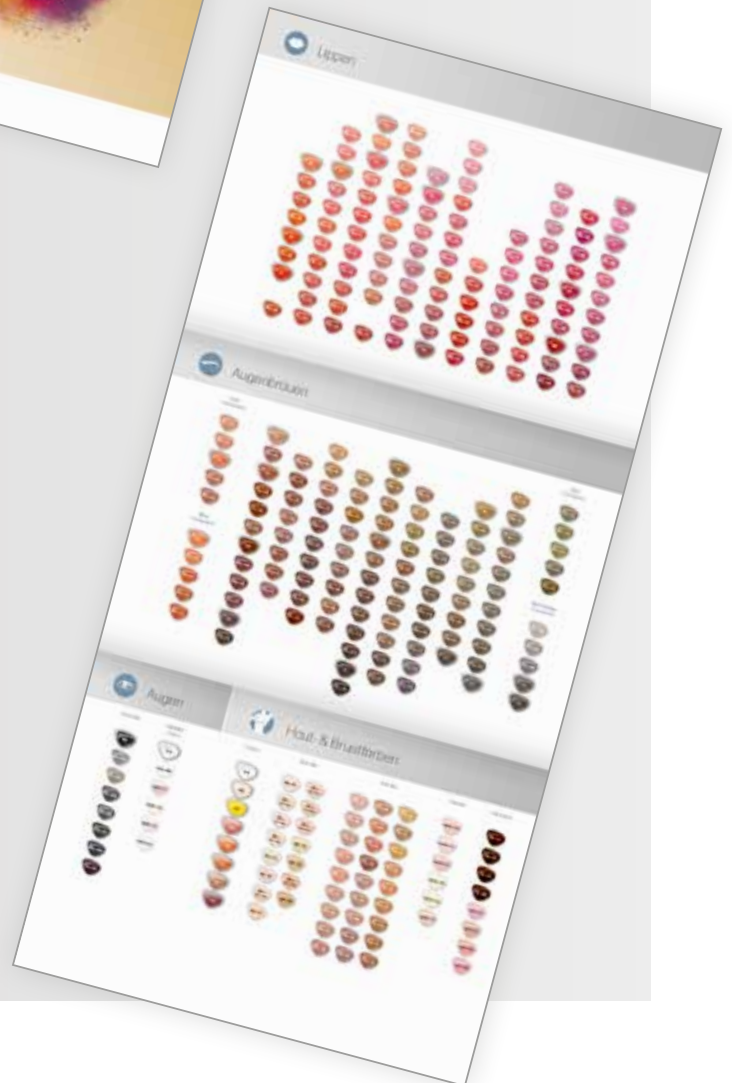
---

### Pigmentologie

Art.: 209084  
Content: 20-page brochure,  
DIN A4

### Colorchart

Art.: 209084.1  
Content: 6-page colour chart,  
DIN A4



# Goldeneye Coloressense Permanent Make-up Pigments, or how to handle **responsibility**

First of all, it is important to note that every artist, every tool and every application type produces different results. But, there is one common thing between Permanent Make-Up and art:

*The ability to precisely harmonise your tools, equipment and guidance of the handpiece is essential to produce ideal results!*



Our REACH compliant Goldeneye pigments distinctly differ in their application and intensity from ones of other manufacturers or common tattoo colours. It is especially important for those who are used to applying non REACH compliant colours or are not trained by Goldeneye or use third-party devices to read this guide carefully. This ensures success and delight during the application of our safe Goldeneye colours.

The Coloressense colour line is an extraordinary system that makes it easier for artists to adjust the colours to the device they use. The purpose of this guide is to illustrate how to use the Goldeneye REACH compliant pigments in a responsible, customer- and result-oriented way.

New regulations and laws have banned several ingredients from use in the tattoo and Micropigmentation field. This includes many colour

pigments and liquid colours which were easy to manufacture but are classified as not recommended or even harmful to health because of their chemical structure. This poses a challenge to those who use highly saturated or cheap tattoo colours because they need to fully adapt to act REACH compliant.

The Coloressense colours are formulated to pose no risk to health and have, therefore, been REACH compliant for many years. This guide compiles all essentials we have learned through our years of experience so that you can successfully apply our REACH compliant colours.

Of course, you are free to experiment with the colours and additives of the Coloressense line to discover your favourite compositions. This guide is meant as a start-up and is not supposed to decrease your creativity or confidence.

## Qualities of the Coloressense Line

The colours of our Coloressense line are less creamy. They dry relatively fast on and particularly in the skin to improve its injection into the skin. This means our colours develop quicker than other common colours. We recommend remixing a new batch of colour and adding a drop of Easy Flow / Skin Top every 30 minutes during longer Micropigmentation applications.

Our colours are CONCENTRATES! The amount of pigment is up to 200 % high compared to other common colours!

NEVER apply Vaseline, mineral oils or ointments with oils and lipids (Lanolin) on treated skin (we recommend using the Goldeneye skin-care products SEAL, COOL and CARE).

### **Do you prefer liquid colours?**

Just add up to 10 % Easy Flow to the colour concentrate with no loss of opacity. You can add up to 20 % if you use very fine needles.

### **Do you prefer creamier colours?**

Simply add up to 20 % Skin Top with little to no loss of opacity.





### ADVICE ON EYEBROWS

The Goldeneye colours recommended for eyebrow applications appear warmer in the bottle and colour cup compared to the final healed result. Minor reddish discolouration may develop during the first days after the treatment, but it will fade completely during healing. This is beneficial because the colour will not heal grey.

Cooler colour tones are especially ashy if applied with the Hair Stroke Technique. If you use third-party devices or have not been trained by Goldeneye, we recommend using rather neutral and warm colours for the Hair Stroke Technique initially.

Eyebrows: in contrast to the Powdery technique, the same colour seems lighter and cooler if applied with the Hair Stroke Technique and slow hand speed. The resulting colour of this application is generally softer and warmer compared to ones applied with the Hair Stroke Technique.

Short and medium taper needles are less recommended.



### ADVICE ON LIPS

The Goldeneye colour fades roughly 30 to 60 % during healing depending on the technique and the needle.

Natural and nude lip colours are especially suitable for Full Shading Technique applications with low hand speed, slanted angle and medium speed of the device. Light colours are less recommended to produce light results. Always add a bright and saturated colour (ST, MR, BA, and SL).

Lips: generally choose a brighter, more saturated Goldeneye pigment to apply Powdery Lips, Aqua Techniques and Lip Blushing. In contrast to colours that are not REACH compliant, the Goldeneye pigments slightly lose their saturation during healing.

Generally: the colours appear softer, lighter, warmer and less bright if applied with a lower needle depth. The colours appear more saturated, darker and cooler if applied with a higher needle depth.



## ADVICE ON NEEDLES













## USING THE GOLDENEYE NEEDLES AND MEMBRANE MODULE

The Goldeneye colours are adjusted to fit the surface of our patented, hand-made Goldeneye needles. All colours can be applied with every needle type with little to no adaptation!

Module needles are usually machine-made and highly polished. The amount of colour injected into the skin is slightly decreased. Because of this, apply lines and fill-ins with rather low hand speed. Dry colours are not well-absorbed by the skin. Try adding some Easy Flow if the skin does not absorb the colour sufficiently.

Short and medium taper needles are less sharpened and are suitable to apply Shading Techniques. Long taper modules are slightly more sharpened; because of this, the colour can be injected into the skin particularly well and quickly. Do not apply too much pressure using long taper needles.

### Goldeneye **Needles**

 <p><b>Classic Hair Stroke Technique</b> Low hand speed at 50 – 60° angle Needle depth 0.8 – 0.9 mm Medium speed</p>	<p><b>Finest needles (#1 / #1n)</b> Colour + 10 % Easy Flow Warm colour tones recommended Apply as saturated as desired</p>
 <p><b>Superficial Hair Stroke Technique</b> Slow hand speed at 90° angle Needle depth 0.3 – 0.4 mm Low speed</p>	<p><b>Finest needles (#1 / #1n)</b> Colour + 10 % Easy Flow Choose desired colour tone Apply colour rather saturated</p>
 <p><b>Powdery Brow Techniques</b> Fast hand speed at 80 – 100° angle Needle depth 0.2 – 0.4 mm Slow speed</p>	<p><b>Fine needles (#1 / #3lpmc)</b> Colour + 10 % Skin Top Choose desired rather cool colour tone Apply colour rather saturated!</p>
 <p><b>Lash Line Enhancement</b> Low hand speed at 60° angle Needle depth 0.5 – 0.8 mm Medium speed</p>	<p><b>Needles (#3 / #3lpmc)</b> Pure colour or with 1 – 2 drops Easy Flow</p>
 <p><b>Full Cover Eyeliner</b> Low hand speed at 60° angle Needle depth 0.2 – 0.4 mm Low to medium speed</p>	<p><b>Depending on the width #3/ #5 / #7</b> Pure colour</p>
 <p><b>Powdery Eyeliner</b> Fast hand speed at 90° angle Needle depth 0.1 – 0.2 mm Slow speed</p>	<p><b>Needle #1 or #3lpmc</b> Colour + 15 to 20 % Skin Top</p>
 <p><b>Full Shading Technique Lips</b> Low hand speed at 60° angle Needle depth 0.4 – 0.7 mm Adjust speed to the needle</p>	<p><b>Needles #1 / #3lpmc to apply lines</b> <b>Needles #3 / #5lpmc to apply thick lines</b> <b>Needles #5lpmc / #7lpmc to fill in</b> Choose desired but rather natural colour tone Colour fading roughly 30 – 40 %</p>
 <p><b>Superficial Lip Technique</b> Low hand speed at 60° angle Needle depth 0.2 – 0.4 mm Slow speed</p>	<p><b>Needle #1 / #3lpmc</b> Colour with a small amount of Easy Flow Choose a slightly brighter colour tone Apply slightly more saturated and opaque 40 – 60 % colour fading</p>
 <p><b>Powdery Lips – Aqualips</b> Fast hand speed at 80 – 100° angle Needle depth 0.3 – 0.5 mm depending on the needle Low speed</p>	<p><b>Needle #1 / #3lpmc</b> Colour + roughly 10 % Skin Top Choose a distinctly brighter colour tone Apply slightly more saturated and opaque 50 – 70 % colour fading</p>
 <p><b>Lipblushing</b> Fast hand speed at 80 – 100° angle Needle depth 0.3 – 0.5 mm depending on the needle Low speed</p>	<p><b>Needle #5lpmc</b> Colour + roughly 10 % Skin Top Choose a distinctly brighter colour tone Apply slightly more saturated and opaque 50 – 70 % colour fading</p>

Goldeneye **Membrane Module****Practical Tips for Experts****Module 1**

Pure colour or with 10 % Easy Flow  
Warm colour tones recommended  
Apply as saturated as desired

Add Skin Top instead of Easy Flow if you prefer creamy colours.

**Module 1**

Pure colour  
Choose desired colour tone  
Apply colour rather saturated

Sporadically cleanse the skin with WASH, hydrate and soothe with PUSH (as a mask) after every round. At last, stretch the skin and reapply remaining pigment, massage in and leave on for a while. Keep the skin damp with Skin Top and remove.

**Module 1 or 3micro (higher saturation)**

Colour + 5 to 10 % Skin Top  
Choose desired rather cool colour tone  
Apply colour rather saturated!

If you prefer oily colours, add up to 30 % Skin Top (choose a slightly darker colour). Apply a drop of colour and leave on after every round, remove with PUSH. An application with short or medium taper needles produces results similar to watercolour instead of tiny dots.

**Module 3 or 3micro**

Colour with a small amount of Skin Top

Decrease the needle depth if you prefer to hold the handpiece at a 90° angle. Powder Black is a warm black, which appears cooler when injected deep into the skin. Apply WASH to cleanse the skin. Important: carefully and thoroughly remove colour residue on the lashes and skin with PUSH after every round. 1 – 2 drops of Showtime can be used to correct a blueish Micropigmentation. Do not use short taper needles or groupings of 5+ needles for applications in-between the lashes.

**Module 3 or 5**

Pure colour

Apply only very little pressure, and use the lowest needle depth on the corner of the eye. Add 10 % Skin Top if the colour dries too quickly. Apply rather slowly with low needle depth.

**Module 1 or 3micro**

Applying this technique builds up the Micropigmentation slowly. Apply very cautiously and superficially! After every round, massage the colour mask in and let it dry for a while. If necessary, rewet using Skin Top. Wait to see the intensity and remove.

**Needles #1 / #3micro to apply lines**  
**Needle #3 to apply thick lines**  
**Needles #5 / #7magnum to fill in**

Choose desired but rather natural colour tone  
Roughly 40 – 50 % colour fading

It is important to add a drop of Skin Top every 20 to 30 minutes to prevent the colour from drying. Use Skin Top instead of Easy Flow if you prefer a creamier consistency. If necessary or desired, apply Skin Top to soothe the skin. Apply PUSH as a mask to remove residual colour and to reduce swelling. Coloressense colours are especially opaque if applied with the whip shading technique and a higher needle grouping.

**Module 1 / 3micro**

Pure colour or with a tiny amount of Skin Top, brighter colour tones recommended  
Apply slightly more saturated and opaque  
40 – 60 % colour fading

It is important to add a drop of Skin Top every 20 to 30 minutes to prevent the colour from drying. This technique requires patience and confidence to use bright and saturated colours. Choose a distinctly more saturated Coloressense colour tone than the desired resulting colour. Apply the colour in question on a damp cotton pad and squeeze out the liquid to see the expected, diluted colour.

**Module 1 / 3micro**

Pure colour or with a tiny amount of Skin Top, brighter colour tones recommended  
Apply slightly more saturated and opaque  
50 – 70 % colour fading

It is important that the colour is not excessively diluted; otherwise it will flow out of the device too quickly.

Swift handpiece movements require less precision. It can even be beneficial when there is a little puddle of colour on the skin. However, make sure that you still see the skin.

If necessary, apply PUSH to soothe the skin you are not currently applying the Micropigmentation on. You can apply and massage in a colour mask during the 4. to 5. round to increase its absorption, remove with PUSH after 5 – 10 minutes.

**Module 5 or 7magnum**

Pure colour or with a tiny amount of Skin Top, brighter colour tones recommended  
Apply slightly more saturated and opaque  
50 – 70 % colour fading

# Coloressense STAR★SET



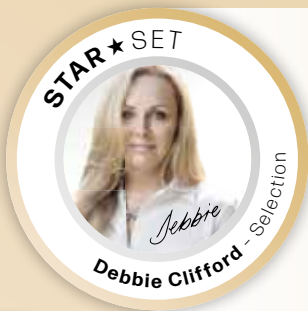
## STAR★SET GEORGIE | Australia

„My love for the cosmetic tattoo industry has spanned for over 20 years. I am honoured to represent the Goldeneye brand with these signature pigments for eyebrows, lips and eyeliner. I hope you love them as much as I do!“

-  Powder Black (PB)
-  Shiny Lobster (SL)
-  Amazing Blond (AB)



**STAR★SET GEORGIE**  
Art.: 239998.01

1x Powder Black 4ml, 1x Shiny Lobster 4ml,  
1x Amazing Blond 4ml,  
1x Easy Flow 5ml, 1x Skin Top 5ml,



## STAR★SET DEBBIE | UK

„To me, Micropigmentation is the ultimate blend of fine art and science. By combining masterful artistic skill with technical expertise and using the very latest aesthetic developments and equipment by Goldeneye, I have become one of the most sought-after specialist permanent makeup artists and trainers in the world. I wish you all the joy with my selection!“

-  Hot Chocolate (HC)
-  Lip Blush (LB)
-  Arabian Red (AR)

**STAR★SET DEBBIE**  
Art.: 239998.02



1x Hot Chocolate 4ml, 1x Lip Blush 4ml,  
1x Arabian Red 4ml,  
1x Easy Flow 5ml, 1x Skin Top 5ml,

Top Seller Box



## STAR★SET NADJA | Latvia

„I started my career as a permanent makeup artist 17 years ago. Besides being a specialist in para-medical micropigmentation, I am a director and leading specialist at the PM Lab and a lecturer at international congresses in Europe, Russia, Ukraine, Brazil and USA. I am very excited to share my favourite shades of this collection with you.“

-  Ebony Queen (EQ)
-  Love Grit (LG)
-  Creamy Nougat (CN)

**STAR★SET NADJA**  
Art.: 239998.03

1x Ebony Queen 4ml, 1x Love Grit 4ml,  
1x Creamy Nougat 4ml,  
1x Easy Flow 5ml, 1x Skin Top 5ml,

# Coloressense TRAINER SET

Our Goldeneye trainers **Grit Lefebber**, **Luana D'Adamo**, **Nici Jach** and **Angela Kowalewski** have put together their favourite colours in a set each for eyebrows and lips.

The result is 2 fantastic **Coloressense Boxes**, with which you can fulfil 80% of your customers' wishes!



## TRAINER SET | Lips

5 Coloressense Lip Colors (je 4ml)  
in the exclusive Coloressense Box

**TRAINER SET Lips**  
Art.: 239998.04



**Love Grit (LG)**, 4ml

Earthy and sandy tones meet fresh tones of red and muted rust. LG is suitable for all clients with darker natural lips who are aiming for a particularly natural and refined lip result.



**Naturally Attractive (NA)**, 4ml

NA is a very natural, noble complement to the human lip tone. NA creates a soft delineation of facial skin without the typical visible contour lines. Perfect for customers who wish to emphasize a clearly defined, wholesome and natural look.



**Shiny Lobster (SL)**, 4ml

This shiny lobster red colour can be applied on warm lip colours to create a particularly classy colour that matches every skin type. SL can be used to neutralise dark, cool and even slightly blueish or violet lip undertones to create a bright rose colour.



**Lavish Lips (LL)**, 4ml

LL is an absolutely natural lip colour for Northern European complexions (Skin type 1-3). LL is particularly well-suited to naturally correcting lip shapes as well as subtly lining them with the effect of achieving a no-make-up look.



**Midnight Red (MR)**, 4ml

MR is a deep, elegant Baccara rosewood. Used alone, it can achieve a visible, even and glowing cool red. This colour shade is popular with confident wearers of red lipstick who are accustomed to adding sensual colour to their lips.



## TRAINER SET | Eyebrows

5 Coloressense Eyebrow Colors (je 4ml)  
in the exclusive Coloressense Box

**TRAINER SET Eyebrows**  
Art.: 239998.05



**Hot Chocolate (HC)**, 4ml

HC is a neutral soft and dark chocolate brown tone. HC doesn't turn red. Perfect for clients who on no account want grey eyebrows yet do not want to abstain from a dark black element, it can be mixed up to 1/3 WB.



**Amazing Blond (AB)**, 4ml

A ready to use mixture for light blonde or medium blonde clients. A soft, neutral blonde tone with a yellow-orange undertone. A blonde tone for hair drawings and shading techniques like Powdery Shading.



**Warm Brunette (WB)**, 4ml

WB is an orange-based dark brown. Especially mixed for clients that tend to experience grey development with other colors. Within WB you'll find a very high percentage of Terracotta and Orange Pigments. When used purely, it is perfect for hair drawings and shading such as Balayage.



**Delicious Toffee (DT)**, 4ml

... if you are looking for a pretty honey blond tone for your eyebrows, you have found what you were looking for. Delicate mamilla tones can also be reconstructed. Also suited for the improvement of light grey eyebrows.



**Ebony Queen (EQ)**, 4ml

EQ is a cool dark brown tone with a hint of olive. Perfect for clients who want a brown tone without red elements or want to balance out residual red elements in their skin. EQ doesn't assume red or blue elements.

# It depends on the right mixture



COLORESSENSE  
CONCEPT

## EASY FLOW

Color Activator

A Pigment Thinner, including an additional caring elixir, providing with hazel water, that is known for encouraging the body's own regenerative abilities, what may lead to a speedy healing. The pigments will be implemented in a soft, light, fast and even way, so that the skin will recover much faster.

Easy Flow is used right before the pigmentation treatment. You'll only take some drops and stir it with the Micromix.

---

Art.: 239999

Content: 30ml

Art.: 239999.4

Content: 5ml

### TIP

Through 15 drops of pigments, use 3 to 4 drops of Easy Flow. This scale won't harm the intensity and opacity. In case, the treatment might become more time consuming, you may add one drop to the Colorescence pigments, because only free flowing color can be implemented at its best.

If the color is to be thinned in its covering power, more than 1/3 must be added!

When pigmenting with #1 and #1nano, a more liquid consistency of the color is very positive



COLORESSENSE  
CONCEPT

## SKIN TOP

Calming Liquid

Due to its high concentrated part of witch hazel, the wound healing will be influenced in a very positive way. The Native Americans appreciated this plant as a very precious medical plant. Even in Europe, we use it since the 17th century to cure small skin injuries.

---

Art.: 204370

Content: 30ml

Art.: 204370.4

Content: 5ml

### TIP

Apply it on the pigmented skin in between the treatment. The Skin Top Calming Liquid might help to end optional hemorrhage and stop the lymph flow, what eases the treatment a lot.

Through using water shadows and water colour techniques we can strongly recommend it as a suitable thinner because of its oily appearance. (e.g. for powdery or glossy pigmentations).

Skin Top is also ideal for use as a color mask after treatment.

# Care guide

Customers who decide to receive a Permanent Make-up treatment desire a long-lasting result. This requires our specially designed bdr care.

The brand-new Goldeneye pigment care regenerates and aids skin in every phase of the natural wound healing.

## What happens to the skin?








Micropigmentation creates small and fine punctures in the upper skin layers. The immune system is activated, and wound healing is subsequently initiated. During this stage supportive care is especially important to reduce pigments being washed out by the natural wound healing.

Using anti-aging Pigment Care strengthens collagen fibres, increases cell density and preserves distinct Permanent Make-up lines and keeps colours vibrant.

We have developed **Goldeneye Pigment Care products** for every Permanent Make-up area, every product is **highly compatible** and contains **"clean" ingredients** (clean beauty).

The Goldeneye single use jar holds the perfect amount to provide necessary care during the skin regeneration.



Application	Product	Use	Effect	TIP
Cleansing before, while + after Permanent Make-up 	<b>WASH</b>	Cabin	Hygienic and intensively effective cleansing product, has a disinfecting effect.	WASH is a high-yield concentrate, put 1-2 pumps of product in a small bowl and add water, soak cotton rounds in the milky liquid.
Cleansing at home 	<b>WASH</b>	Retail product	Cleansing concentrate for sensible, blemished and Permanent Make-up.	Ideal care at home, use the cleansing foam after Permanent Make-up treatments and as a daily cleansing product for sensitive and blemished skin, counteracts odour-forming bacteria, <b>samples available</b> .
Colour activator – while Permanent Make-up treatment	<b>EASY FLOW</b>	Cabin	Creates a runny base pigment for highly opaque Permanent Make-up, can also be used to create a transparent base pigment.	For high coverage: add 1-2 drops of EASY FLOW to 7-10 drops of colour. For transparency and heavy dilution add 4-5 drops of colour activator to 5 drops of colour.
Colour modifier + calming liquid – while Permanent Make-up treatment	<b>SKIN TOP</b>	Cabin	Creates an oily base pigment for powdery Permanent Make-up, has an antihemorrhagic effect, witch hazel (hamamelis virginia) has a vascular-tightening effect	Add 2-4 drops of SKIN TOP to 10 drops of colour, add more SKIN TOP to create a glossy colour, as a colour modifier SKIN TOP can be mixed to any base pigment or can be applied on Permanent Make-up.
Cleansing + care while Permanent Make-up treatment 	<b>PUSH</b>	Cabin	Has a detumescent, relaxing and anti-allergizing effect and evens skin-structure, colour can be implemented easier, sensitivity threshold of the skin is lowered	Apply after local anaesthetic, as a relaxing mask let sit briefly and wipe dry, also suitable for deep-cleansing and to solvate remaining colour.
Care directly after Permanent Make-up for AB, LP + Paramedical 	<b>SEAL</b>	Cabin + daily use	Seals wounds, suitable for lips, eyebrows and after Paramedical treatments, protects against germs, supports wound healing and prevents scarring.	Use SEAL 24 hours after the treatment, application: every 2-3 hours apply a thin coat on treated skin
Care directly after Permanent Make-up for EYES 	<b>COOL</b>	Cabin + daily use	Has a cooling effect, and aids the natural skin regeneration, use the rescue gel the first couple of days after Permanent Make-up treatment on eye areas; allantoin, panthenol, vitamin E and aloe vera have a cooling and detumescent effect, COOL is antimicrobial and supports epithelialization.	Multiple times a day apply a thin coat of COOL on Permanent Make-up.
Care after Permanent Make-up for LP 	<b>CARE</b>	Daily use	Antibacterial lip balm, care for pigmented lips, CARE can have a detumescent and abirritant effect, propolis acts antibacterial, antiviral and antifungal, panthenol aids natural skin regeneration.	Multiple times a day apply a thin coat of CARE on Permanent Make-up on lips.
Anti-aging Permanent Make-up care 	<b>KEEP</b>	Active ingredient care for daily use	Rich, anti-aging, active ingredient care to permanently preserve Permanent Make-up on lips, eyes and eyebrows.	Suitable for every skin type, especially recommended for Permanent Make-up and tattooed skin, keeps colours brilliant and lines distinct, improves skin structure, cell density and firms skin, samples available.

# Cleaning & Care



## **KEEP** Anti-Aging Pigment Care



Retail product: Micropigmentation can only be as good as the "canvas on which is drawn on". KEEP is formulated to improve treated skin long-lastingly; therefore, Permanent Make-up on lips, eyes and eyebrows is preserved and colours stay vibrant and brilliant. KEEP is free of perfume and allergens that could irritate the skin.

KEEP improves skin structure, cell density and firms skin noticeably after just a few applications. Due to the LIFTONIN®-XPRT active ingredient complex (in the highest possible dosage) dermal firmness is effectively improved (in-vitro study) and the collagen density is doubled (in-vivo study).

Fine pigmented hair strokes and contours remain extendedly visible. Colours keep their brilliance. Additionally, KEEP supports the natural skin healing process lastingly. Visible reduction of eye and lip wrinkles. Use KEEP daily, either alternating with the bdr Re-set 4D eye and lip cream or instead of your previous eye and lip care.

---

Art.: 204510  
Content: Bottle 30ml

Art.: 204515  
Content: Tube 2 ml

TIP: KEEP preserves Permanent Make-up and any other tattoo, it keeps lines distinct and colours vibrant and brilliant.



## **WASH** Deep Cleansing Concentrate



Cabinet and retail product: Rich cleansing concentrate for every skin-area before, during and after a Permanent Make-up treatment. Add 1-2 pumps of product to water and soak cotton rounds in the mixture. Cleanse treated areas before, during and after Permanent Make-up with the soaked cotton rounds.

WASH is not only ideal as a cleansing foam after Permanent Make-up treatments but is also perfect for daily use at home, it is especially effective for sensitive and blemished skin. WASH has a relaxing and antibacterial effect and does not influence the colour outcome negatively.

WASH is a high-yield cleansing concentrate, foam up 1-2 pumps of product, cleanse skin and wash off with water.

---

Art.: 204520  
Content: Bottle 30ml

Art.: 204525  
Content: Tube 3 ml

TIP: Ideal as daily care at home for customers with blemished and inflammatory skin, razor burn, and bacteria caused odours.

NEW  
30 ml  
cabin use



**PUSH**  
Advanced Pigmentation Gel



Use PUSH! during Permanent Make-up treatments. As a relaxing mask or as a cleansing product, apply a small amount in-between treatment steps with a sterile cotton bud, let sit, wipe dry.

PUSH! has a detumescent, relaxing and anti-allergizing effect and evens skin structure. Colour can be implemented easier into the skin while micropigmentation.

Art.: 204530  
Content: Tubes 5 x 2 ml  
Art.: 204530.30  
Content: Bottle 30ml  
- cabin use -

NEW  
30 ml  
cabin use



**SEAL**  
Pigment Plast



This product seals wounds and is perfect for eyebrow, lips and paramedical Permanent Make-up. It protects from germs, supports wound healing and prevents scarring. Colour stays inside – germs stay outside.

Apply a thin coat of SEAL on Permanent Make-up. Close the single use jar and hand over to the customer to use the remaining product at home.

Art.: 204540  
Content: Tubes 5 x 4 ml  
Art.: 204540.K  
Content: Bottle 30ml  
- cabin use -



**COOL**  
Rescue Gel



COOL is a Goldeneye Rescue Gel for Permanent Make-up on eyes. The cooling gel can be applied directly onto the pigmented eyelids after the Permanent Make-up treatment. Close the single use jar and hand over to the customer to use the product at home.

The combination of allantoin, panthenol, vitamin E and aloe vera has a cooling, detumescent and antimicrobial effect and supports epithelialization. COOL is also suitable to treat skin abrasions, sunburn and itching.

Art.: 204550  
Content: Tubes 5 x 3 ml



**CARE**  
Rescue Balm



Antibacterial lip balm. This smooth Rescue Balm can be applied on fresh Permanent Make-up on lips and provides intense care. It reduces feeling of tension and can have a detumescent and abirritant effect. The high content of propolis acts antibacterial, antiviral and antifungal. Panthenol aids the natural skin regeneration. CARE can also be used as daily lip care for dry and chapped lips. We recommend applying CARE on top of SEAL.

High concentrated propolis products should not be used close to eyes.

Art.: 204560  
Content: Tubes 5 x 2 ml



**Goldeneye bag**  
13 x 18 cm

Present yourself and your service in the best possible light. Hand over retail products, samples and care compounds in the new Goldeneye bag.

Art.: 291153  
Content: 10 pcs, 13 x 18 cm

Hygienic, safe, better –  
hygienic work at the  
highest level of security with  
Goldeneye hygiene products





# Hygiene products & training material

# Training materials



## Training Model Set

Art. 205129

Content: Training face & mask set (1 face, 5 masks)



## 3D Lip Set

Art. 205140

Content: 2 forms with a total of 10 different lips



## Practice Pad

Art. 205130

Content: 1 piece

### Set training materials


CONTENT	
Training Model Set	✓
Set Lips	✓
Applicator* or Module** #1 unsterile, 3 pcs	✓
Applicator* or Module** #3 unsterile, 3 pcs	✓
Exercise color AB	✓
Exercise color LP	✓
Pre-drawing material	✓
Pigment cleaner	✓

Art. 290121.C\* / 290121.SLS\*\*

\* Dermograph Classic, \*\* Dermograph SLS

The training masks and 3 D lip templates consist of a specially developed plastic that simulates the resistance and capacity of the skin nearly perfectly.

The unique material properties of this exercise templates in this form are only available ONLY at Goldeneye.



## Mini-Q-Tips non sterile

Art. 202411

Content: 100 pcs, non sterile




## Color Brush

With these small brushes the colour is massaged in.

Art. 202412

Content: 20 pcs



## Cotton Q-Tips sterile

Each of these cotton swabs is sterile and separately packaged and especially indispensable for hygienic work.

Art. 202410

Content: 150 pcs, sterile



## Cotton Q-Tips non sterile

Small-headed cotton buds, with a length of 15 cm, particularly suitable for many kinds of work in institute.

Art. 202400

Content: 100 pcs, non sterile

# Pre-drawing



## Goldeneye fineLINER

The Goldeneye fineLINER are characterized by an up to  $\frac{3}{4}$  smaller line compared to a kohl, so that even hairline drawings, which are worked with a 1-needle, can be modeled.

The mine is unscrewed only half a mm to achieve the finest line results with the edge of the pen. The fineLINER can also be used as lip contour, correction or shading pen.

Available in 6 colors.

Art. 202150.XX  
Content: 1 pce

Art. 202150.01  
● Black

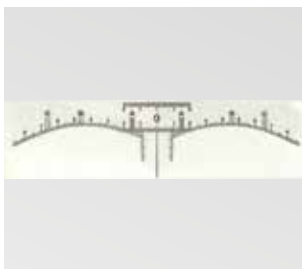
Art. 202150.02  
● Dark Brown

Art. 202150.03  
● Cold Brown

Art. 202150.04  
● Warm Brown


Art. 202150.05  
● Red

Art. 202150.06  
● Camouflage



## Adhesive ruler formed

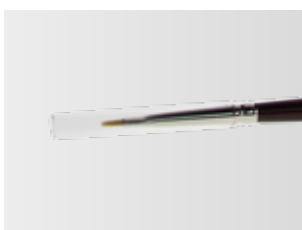
Art. 202171  
Content: 20 pcs



## Eyebrow Mapping String

Eyebrows sign thread pre-dyed

Art. 202156  
Content: String 10 m



## Paintbrush

The fine brush made of robust disinfectant-durable synthetic fiber.

Art. 202140  
Content: 1 pce

# Hygienic work

According to the European Council Resolution for permanent makeup and tattoo, and in accordance with applicable laws in Europe, all equipment surfaces in the treatment of pigmentation must be protected from direct contact with body fluids

Hygienic work at the highest level of security. Goldeneye has fulfilled these requirements for years and is regarded as a pioneer in the industry responsible for implementation of all international hygiene standards.



## Cover Dermograph

As all the covers of a complete hygienic chain this closed tubular foil is essential and protects all handpieces and cables.

Art. 202849  
Content: 50 pcs



## Cover Detector Cones

Disposable cover cap for the hygienic use of Goldeneye pigment detectors.

Art. 202310  
Content: 40 pcs, non sterile



## Paint pots

For the color mixing during the consultation or for training purposes.

Art. 202120  
Content:  
Paint pots 0,3 ml, 100 pcs



## Paint pots – paper

Sterile paper paint pots (11mm)

Art. 202121  
Content: 5 pcs, **sterile**



## Mix & Draw Sticks

Disposable sticks to be used during consultation (non steril) and as sterile hygienic preliminary sketching tool.

Art. 202230  
Content: 5x10 in Blisterpack,  
**non sterile**  
Art. 202238.1  
Content: 10x2 in Blisterpack,  
**sterile**



## Ring Pot

Sterile containers used for hygienic work methods during pigmentation. The ring is placed on the hand, which spans the skin lightly. The color is continuously available at the treatment zone.

Art. 202920.1  
Content: 10 Rings and  
20 Pots, sterile



## Disposable tray

Disposable tray for a hygienic workplace

Art. 620342  
Content: 10 pcs



## Tray Stainless steel

Sustainable storage for a hygienic workplace

Art. 620341  
Content: 1 pcs



### Goldeneye Hygi Mask

Innovative professional product made of surgical plastic, free of allergenic substances.

Art. 202173  
Content: 1 pce



### Disposable surgical mask black

Art. 202481  
Content: 50 pcs, 4 layers



### Disposable surgical mask

Soft earpieces and nose moulding wire for spectacle wearers.

Art. 202480 white/green/blue  
Art. 202480.01 rose  
Content: 50 pcs, 2 layers



### Goldeneye apron

Art. 291150  
Content: 1 pce, black, embroidered logo, 100% cotton, 60x87cm



### Disposable hood

Lightweight disposable hood, patent folded. Hygienic protection without heat accumulation.

Art. 202470  
Content: 100 pcs



### White Hairband

Hair band made of soft nonwoven fabric for institute and practice. Dimensions 40 x 9 cm.

Art. 620078.20  
Content: 100 pcs



### Disposable cape

To protect the clothes of your customers. Laminated cape, robust and impermeable to water.

Art. 202490  
Content: 1 roll, 80 pcs



### Disposable Working Jacket

To protect your customers' clothing.

Art. 202485  
Content: 10 pcs



### Disposable arm protector

Art. 202475  
Content: 100 pcs



### Goldeneye towel

Art. 209066.A  
Content: 1 piece, with woven Goldeneye logo, 70 x 22 cm, grey, hotel quality 400g/m<sup>2</sup>



### Gloves Nitril – white

The Nitril gloves are characterized by special compatibility and comfort. Available in 3 sizes.

Art. 22430-S/ -M/ -L  
Content: 100 pcs  
Daily price



### Gloves Nitril – black

Don't want to wear dyed gloves when pigmenting? Then simply opt for the black version!

Art. 22432-S/ -M/ -L  
Content: 100 pcs  
Daily price



### Gloves Latex – white

The latex gloves are pre-powdered and have a rolled edge for easy on and off.


Art. 22445-S/ -M/ -L  
Content: 100 pcs  
Daily price



### Gloves Vinyl – white

The powdered Vinyl gloves are available in 3 sizes. They also have a rolled edge.

Art. 22440-S/ -M/ -L  
Content: 100 pcs  
Daily price



### Cellulose swabs

These cellulose swabs are practically rolled up and easy to separate.

Art. 620079  
Content: 2 x 500 pcs



### Medical crepe paper

50 meter single-layer work surface (width 59cm), perforated every 28 cm for easy separation.

Art. 202496  
Content: 1 role



### Fleece towels

Art. 130100  
Content: 100 pcs,  
60x40 cm, white



### Cold compress

Reusable double gel cushion for calming and cooling after treatment (storage in the refrigerator).

Art. 202180  
Content: 1 pce



### Protective film

For all ointments and creams that need to be covered occlusively. Easy to use.

Art. 202190  
Content: 1 role



### Needle Recycling Box

Safe disposal of used pigment applicators, cannulas, scalpel blades, blades or similar.

Art. 202550  
Content: 1 pce

DAILY PRICE

# Disinfection & Cleaning



## Octenisept®

### Mucous membrane disinfection

Aqueous wound and mucous membrane antiseptic with a broad spectrum of action. Rapid onset of action from 1 minute with good skin and mucous membrane compatibility; painless application, colorless.

---

Art. 202520  
Content: 50ml



## Cutasept®

### Skin disinfection

In the inpatient, outpatient and in-patient area for skin disinfection before injections and blood withdrawals, before punctures, small medical interventions, catheterizations, in accidents and trivial injuries.

---

Art. 202512  
Content: 250ml



## Sterillium®

### Hand disinfection

The classic hand disinfectant for rubbing. Comprehensively effective against enveloped viruses. Sterillium® is bactericidal, fungicidal and tuberculocidal. It has a limited virucidal activity and is therefore fully effective against enveloped viruses (including HBV, HIV, HCV). In addition, Sterillium® works against adenovirus, papova and rotavirus. Listing: BfArM Approval no. 603.00.01

---

Art. 202536  
Content: 500ml  
Art. 202537  
Content: 1000ml



## Bacillo AF

### Surface disinfection

Fast-drying, aldehyde-free disinfectant for the treatment of alcohol-resistant surfaces (not for acrylic). Without residue and without perfume. Bactericidal (including Salmonella and Listeria), yeasticidal, fungicidal, tuberculocidal, mycobactericidal, virucidal (including HBV, HIV, HCV), adenovirus, FCV, polyoma, rotavirus. Listing: VAH, DVG, CE mark according to Medical Devices Act (MPG).

---

Art. 202538  
Content: 1000ml



## Surface cleaner

The surface cleaner is suitable for cleaning and degreasing surfaces. It is especially recommended for removing pigment residues on exercise materials such as exercise heads and artificial skin.

---

Art. 630060  
Content: 50ml

Broschures, posters, displays –  
professional marketing support  
for your institute.





# Marketing

# Brochures, posters & displays



## Showbook with before-and-after pictures

This attractive before-and-after ring binder will show your customers close-ups of various treatment, as well as many reasons supporting the decision for micropigmentation.

Art. 209050  
Content: 20-sided ring binder,  
21 x 29 cm



## End customer- brochure with before-and-after pictures

Awakening interest and attracting positive attention is the first step to win new customers. This flyer is a most important marketing tool with carefully selected before and after pictures – as your customers need to see what you can accomplish.

Art. 209015  
Content: 50 pieces  
16-sided brochure,  
15 x 21 cm



## Roll-Up Banner personalized

Display system for indoor use, aluminum frame, an exhibitable base, banner attachment with clamping ledge, incl transportation bag.

Dimensions: 85 cm x 200 cm,  
weight: 5 kg, 280g polyester fabric (B1 certified flame resistant)  
4-Coloured (single-sided printing), delivered in a role

Art. 291101  
Content:  
1 Rollup-Banner, 80 x 200 cm



## Healing process flyer

Art. 209026  
Content: 25 pcs.  
Flyer 14,8 x 10,5 cm, 6-sided



## Appointment block

Art. 209071  
Content: 1 pad, 50 sheets  
9,8 x 9,8 cm



## Goldeneye Poster

Poster Micropigmentation

Art. 290105  
Content: DIN A1 portrait  
Art. 290104  
Content: DIN A1 landscape

# Promotion



## Goldeneye Lanyard

---

Art. 291152  
Content: 1 pce



## Goldeneye T-Shirt

---

T-shirt with V-neck and Goldeneye logo made of 100 % cotton, black-flamed

T-Shirt Women  
Art. 291160.X (S, M, L or XL)  
T-Shirt Men  
Art. 291161.X (L or XL)



## Goldeneye Basecap

---

Art. 291151  
Content: 1 pce  
black basecap with embroidered logo



Goldeneye  
THE MICROPIGMENTATION COMPANY

**Goldeneye Permanent System GmbH Germany**

Mittelwegring 31 • D-76751 Jockgrim

Tel.: +49 7271 98999-10 • Fax: +49 7271 98999-11

info@goldeneye.de • www.goldeneye.de

Copyright 2022 by Goldeneye • Changes and misprints reserved



**Youtube**

GOLDENEYEGERMANY



**Facebook**

@GoldeneyePermanentSystemGmbH



**Instagram**

goldeneye\_micropigmentation

