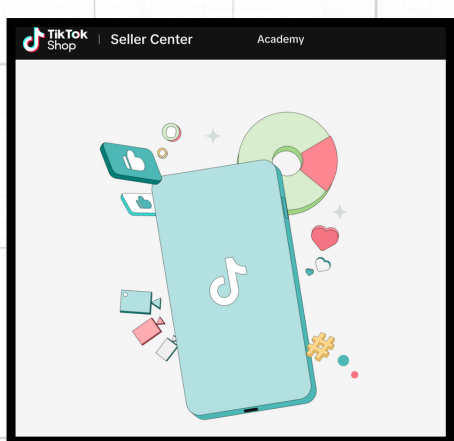


TIKTOK SHOP AFFILIATE

STEP BY STEP GUIDE TO SET UP ACCOUNT & SHOP

STEP 1

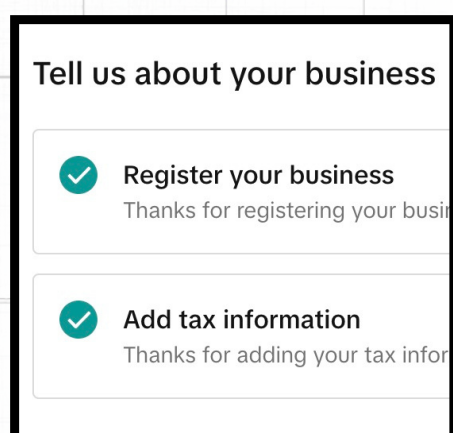
Make a brand new TIKTOK account. (I know you know how to make a regular tik tok account). Name the new account whatever you desire. Once your new tik tok account is made and active. You will make a business TIKTOK account. [CLICK HERE](#)



STEP 2

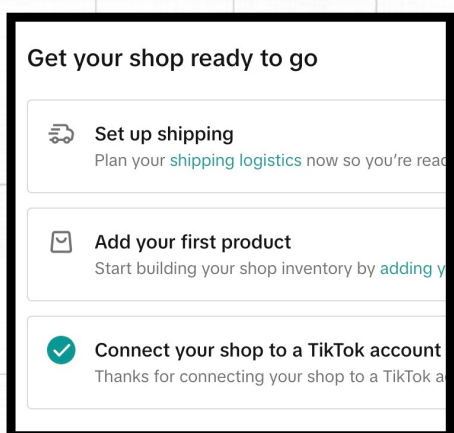
After your business account is made, you will make a TIKTOK seller account. This account allows you to be an affiliate for TIKTOK shop without 5K followers. Which means you can post videos with a linked product and make a commission when someone buys the product from your video. [CLICK HERE](#)

Once you have made the business account and the seller account. You will only focus on the seller account. The business account is just needed but the seller account is the important one. You will complete the 2 boxes that say "tell us about your business"



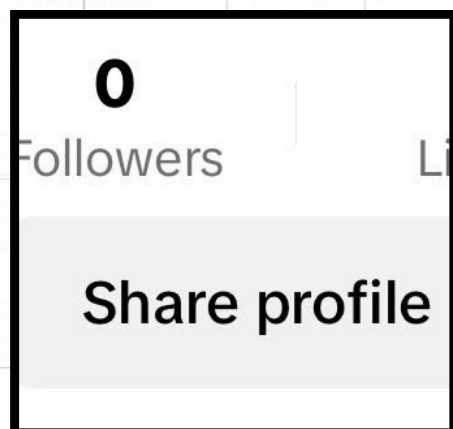
STEP 4

You do not need to have an LLC to set up the business and tax info. You can click the option of using your own personal name. After you finish those 2 boxes, you will only do the box that says "connect your shop to a TIKTOK account."




STEP 5

Once you are inside the 'connect your shop to TIKTOK account' box, you will see a black and white QR code. You now will go into your TIKTOK app and go to the brand new regular TIKTOK account you made. Go to share profile.



STEP 6


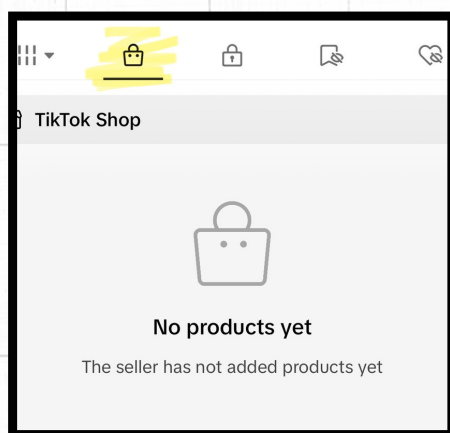
Once you click share profile, on the top right corner there is a scan button. Use that scan button to scan the QR code that is on the TIKTOK seller account. Once you scan the QR code it will automatically link the accounts.





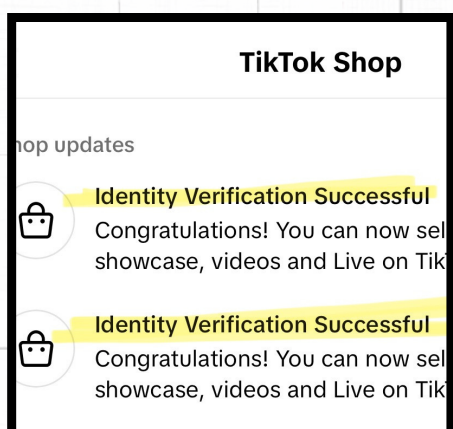
STEP 7

Once accounts have been linked. This should be a smooth process. If you are having an issues, make sure to review the steps in TIKTOK seller account. Make sure all information is correct and accurate. When everything has been linked you will see this TIKTOK shop logo in your brand new TIKTOK account.




STEP 8

Once you have the TIKTOK shop logo in your TIKTOK account. You will go into your inbox and complete the TIKTOK identity verification. Once that is successfully done and approved. You are ready to add products to your TIKTOK shop showcase.



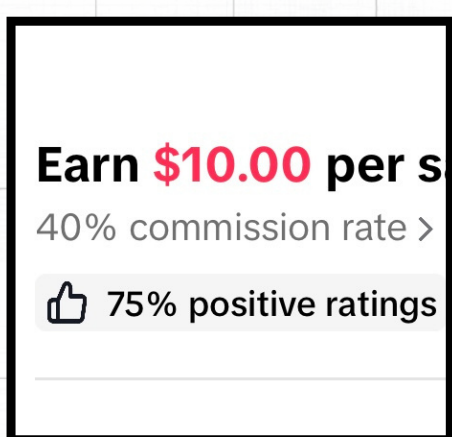
STEP 9

Click on the TIKTOK shop logo and go to product marketplace. This is where you choose what items you would like to promote. Choose things that you are familiar with, if you do not have product in hand you will need to buy it. I recommend using products you already have around the house. PRODUCT MUST BE IN HAND IN ORDER TO SUCCESSFULLY PROMOTE PRODUCT. Or else tik tok will ban your account.



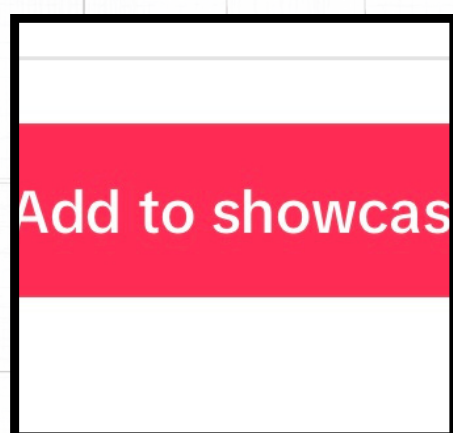
STEP 10

When you are finding products, TIKTOK shop is like amazon. There are many sellers selling the same product for a different price. For you, you want to pick a product that pays you at least 15% commission. It is ok if it is lower than 15% but ideally 15% is the way to go.




STEP 11

Once you have found the product that you will promote, add it to your showcase.



STEP 12

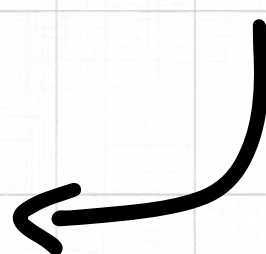
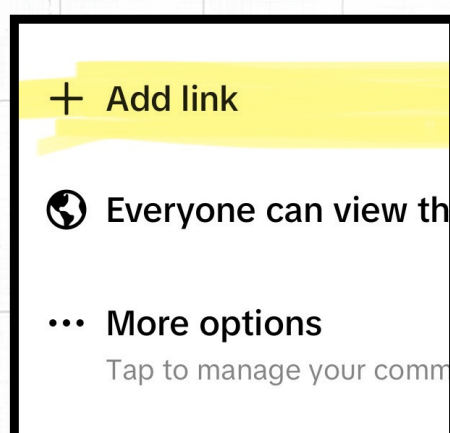
Once added to your showcase go back to the main page of your TIKTOK shop. Click on Manage products. The item you choose to add to your showcase will appear inside that tab.





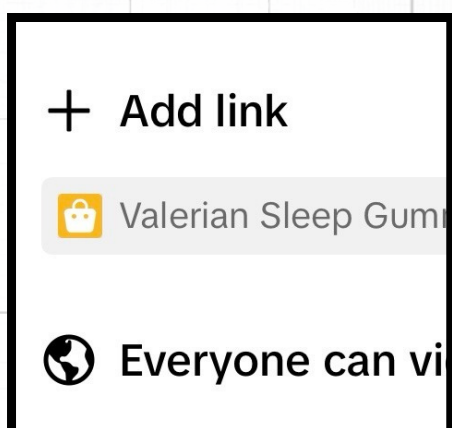
STEP 12

NOW YOU ARE READY TO CREATE VIDEOS TO PROMOTE THE PRODUCT YOU HAVE IN HAND. Research the product you are trying to promote, watch the videos that performed well and replicate the video but make sure to make it your own as well. Once you created the video for the product. You will add the link in the video. Click add link.



STEP 13

Once you click add link, the product you have added to your showcase will pop up. Click the product, add it to your video. once added it will appear like this on your settings and you are ready to post the video and start earning money from anyone that buys from your video!



THINGS TO REMEMBER

When creating content for the products you are promoting, you have to remember that you are creating content for a consumer. Think about what makes you stop when you watch a video. Usually quick and fast pace videos capture the attention of the consumer. You might not be good at creating content YET, you will also need to learn to create content but if you are here it means you want to at least give it a try and if you STAY CONSISTENT, you WILL make a sale from your videos promoting the product. I had no idea how to make content, I studied other people's videos and took inspiration and made it my own. I made my first sale with 0 followers. It was insane. My first few videos did not do well but I stayed consistent. I have made \$1,000 already and I only have 7 followers. I have a video that got 40K views. It has been a crazy experience. STAY CONSISTENT and you will see results.

If you guys have any questions, send me a DM, I will be happy to help!