

THE IMPORTANCE OF WOMENS FITNESS

Cheryl Louise



CHERYL LOUISE
FITNESS

Introduction

In a world where life's demands can sometimes feel overwhelming, finding time for yourself can often seem like a challenging feat. Between work, family, and social commitments, it's easy for women to prioritize the needs of others before their own. However, it's crucial to remember that your well-being is just as important as anyone else's. This is where fitness comes into play – not as an obligation, but as an empowering choice.

Fitness matters for women for a multitude of reasons, and it goes far beyond just the physical aspect. In this chapter, we'll explore the significant role that fitness plays in a woman's life and how it can positively impact your health, self-esteem, and overall quality of life. We'll also discuss the importance of setting realistic goals that are tailored to your unique journey.



Cheryl Louise

I'm Cheryl Louise, your chief motivator, occasional jokester, and always a firm believer in the power of a good workout.

My Philosophy Here at Cheryl Louise Fitness, I mix a spoonful of fun with a cup of hard work and a pinch of encouragement. It's about finding joy in the journey and strength in every step. So, whether you're lacing up your trainers for the first time in years or you're a seasoned pro, I'm here to cheer you on, make you laugh, and maybe even make you love burpees (okay, that might be a stretch). Let's get fit, have a giggle, and show the world what fabulous looks like after 40!

“

Every step you take, every rep you lift, and every drop of sweat you shed brings you one step closer to the healthier, stronger, and more vibrant you.

”

The Importance of Women's Fitness

Embracing a fitness routine isn't about conforming to societal standards or chasing after unrealistic ideals. It's about taking control of your own health and well-being. Women, like men, benefit in numerous ways from incorporating fitness into their daily lives. Here's why fitness matters for women:

1 PHYSICAL HEALTH

Regular exercise can significantly improve your physical health. It strengthens your cardiovascular system, enhances muscle tone, and helps maintain a healthy weight. Engaging in fitness also lowers the risk of chronic conditions such as heart disease, diabetes, and osteoporosis. Additionally, it can alleviate the discomfort of menstrual symptoms and promote a smoother transition through menopause.

2 MENTAL HEALTH

Physical activity isn't just beneficial for your body; it also has a profound impact on your mind. Regular exercise releases endorphins, which are natural mood boosters. It can reduce symptoms of anxiety and depression, improve your ability to manage stress, and enhance your overall mental well-being. A fit body often correlates with a healthier mind.

3 CONFIDENCE AND SELF-ESTEEM

Feeling strong and capable in your body can do wonders for your self-esteem. As women, we often juggle multiple roles and responsibilities, which can sometimes erode our sense of self. Incorporating fitness into your life allows you to set and achieve goals, reinforcing your belief in your capabilities and bolstering your self-confidence.

4 ENERGY AND VITALITY

Fitness provides you with the energy and vitality you need to tackle your daily challenges. It enhances your endurance, making tasks like playing with your children, managing a hectic work schedule, and pursuing your passions more manageable. With a regular fitness routine, you can find the energy to not only survive but thrive in your busy life.

5 LONGEVITY

Maintaining a healthy level of fitness has been linked to increased longevity. By taking care of your physical and mental well-being, you're investing in a future with a higher quality of life. The healthier choices you make today can translate into a longer, more fulfilling life, allowing you to continue doing the things you love well into your later years.



Understanding Women's Bodies



Lets embark on a journey of understanding the intricate and unique nature of the female body. To embark on a successful fitness journey, it is crucial to appreciate the distinctive characteristics of women's bodies, including body composition, hormonal changes, and female-specific health considerations. With this knowledge, you can tailor your fitness routine to align with your individual needs and optimize your overall well-being.

Body Composition

Understanding your body composition is the foundation of effective fitness planning. It refers to the relative proportions of fat and non-fat mass in your body. For women, body composition is of particular significance, as it differs from that of men in several ways

➤ Fat Distribution

Women tend to store fat differently than men. While men often accumulate fat around the abdomen (android or apple-shaped), women tend to store fat in the hips, thighs, and buttocks (gynoid or pear-shaped). This distinction is largely influenced by hormonal factors.





➤ Hormonal Impact

Hormones, especially estrogen, play a pivotal role in body composition. Estrogen encourages fat storage in the lower body, which is why women typically have a higher percentage of body fat than men. While this may appear as a disadvantage, it's important to recognize that these fat stores serve essential reproductive functions.

➤ Muscle Mass

Women generally have less muscle mass than men due to differences in hormones, such as testosterone. Muscle mass contributes to a higher metabolic rate, making it easier to burn calories. Therefore, women may need to focus on strength training to build and maintain lean muscle.

Understanding your unique body composition can help you set realistic fitness goals and recognize that a healthy body isn't solely defined by a number on the scale. It's about achieving a balance that suits your body type and supports your overall health.

Hormonal Changes

Hormones are the chemical messengers that regulate various bodily functions, including metabolism, mood, and energy levels. Women experience a complex interplay of hormones throughout their lives, which can impact their fitness journey.

Menstrual Cycle

The menstrual cycle is a monthly hormonal cycle that impacts a woman's energy levels, mood, and exercise performance. Some women may feel more energetic during certain phases of their cycle, while others may experience fatigue and discomfort. Learning to adapt your fitness routine to these fluctuations can make a significant difference in your overall progress and well-being.

The menstrual cycle typically consists of four main phases, which are as follows:

01 Menstrual Phase (Day 1-5):

This is the first phase of the menstrual cycle, also known as the "menstruation" or "period." It begins on the first day of menstrual bleeding and can last up to five days. During this phase, the uterine lining, which thickened in preparation for a potential pregnancy in the previous cycle, is shed and expelled from the body. Hormone levels, especially estrogen and progesterone, are relatively low at this time.

Foods to eat during this phase:

- **Complex Carbohydrates:** Whole grains like brown rice, quinoa, and oats.
- **Lean Proteins:** Chicken, turkey, tofu, and fish.
- **Healthy Fats:** Avocado, olive oil, nuts, and seeds.
- **Fruits and Vegetables:** Especially those rich in antioxidants like berries, citrus fruits, and leafy greens.
- **Legumes:** Lentils, chickpeas, and beans for fiber and plant-based protein.
- **Herbal Teas:** Ginger and peppermint tea for soothing digestion and nausea.

02 Follicular Phase (Day 1-13):

Following the menstrual phase, the follicular phase begins. During this phase, the body starts to prepare for ovulation. Hormone levels, particularly estrogen, begin to rise, stimulating the growth of follicles in the ovaries. One of these follicles will mature and release an egg during ovulation.

Foods to eat during this phase:

- **Complex Carbohydrates:** Whole grains like brown rice, quinoa, and oats.
- **Lean Proteins:** Chicken, turkey, tofu, and fish.
- **Healthy Fats:** Avocado, olive oil, nuts, and seeds.
- **Fruits and Vegetables:** Especially those rich in antioxidants like berries, citrus fruits, and leafy greens.
- **Legumes:** Lentils, chickpeas, and beans for fiber and plant-based protein.
- **Herbal Teas:** Ginger and peppermint tea for soothing digestion and nausea.

03 Ovulatory Phase (Day 14):

Ovulation is a brief phase that typically occurs around the middle of the menstrual cycle, usually on day 14 in a 28-day cycle. During ovulation, the mature follicle releases an egg from the ovary into the fallopian tube. This is the most fertile time in the menstrual cycle, and it is when pregnancy is most likely to occur. Hormone levels, including a surge in luteinizing hormone (LH), trigger ovulation.

Foods to eat during this phase:

- **Fertility-Friendly Foods:** Foods rich in vitamin C, like citrus fruits and strawberries.
- **Fatty Fish:** Salmon, mackerel, and sardines for omega-3 fatty acids.
- **Leafy Greens:** Spinach, kale, and Swiss chard for folate.
- **Nuts and Seeds:** Walnuts, flaxseeds, and chia seeds for omega-3s.
- **Lean Proteins:** Poultry, eggs, and lean meats.

04 Luteal Phase (Day 15-28):

After ovulation, the luteal phase begins. During this phase, the empty follicle transforms into a structure called the corpus luteum, which secretes hormones like progesterone. Progesterone prepares the uterine lining for possible implantation of a fertilized egg and helps maintain a pregnancy if conception occurs. If pregnancy does not occur, hormone levels drop toward the end of this phase, leading to the start of the next menstrual cycle.

Foods to eat during this phase:

- **Complex Carbohydrates:** Sweet potatoes, whole grains, and starchy vegetables.
- **Fiber-Rich Foods:** Fruits, vegetables, and legumes.
- **Calcium Sources:** Dairy products, fortified plant-based milk, and leafy greens.
- **Healthy Fats:** Avocado, olive oil, nuts, and seeds.
- **Herbal Teas:** Chamomile and lavender tea for relaxation.
- **Iron-Rich Foods:** Lean red meat, beans, and dark leafy greens.
- **Magnesium Sources:** Nuts, seeds, and whole grains.



Menopause

Menopause is a natural phase in a woman's life that typically occurs in her late 40s or early 50s and marks the end of her reproductive years. This transition is characterized by a significant decline in estrogen levels and can have various effects on a woman's body, including changes in metabolism, body composition, and hormonal balance. As a result, menopause can impact diet and exercise in several ways:

Diet During Menopause

- **Metabolism Changes:** With the decline in estrogen levels, some women may experience a slowdown in metabolism, making it easier to gain weight, particularly around the abdomen. It's essential to adapt dietary choices to accommodate these metabolic changes.
- **Weight Management:** To manage weight during menopause, it's important to focus on portion control and the quality of the foods consumed. Emphasize a balanced diet that includes plenty of fruits, vegetables, lean proteins, whole grains, and healthy fats.
- **Calcium and Vitamin D:** Menopause increases the risk of bone loss, so it's crucial to maintain adequate calcium and vitamin D intake to support bone health. Dairy products, fortified foods, leafy greens, and supplements may be necessary.
- **Plant-Based Foods:** Many women find that increasing the consumption of plant-based foods, such as fruits, vegetables, whole grains, and legumes, can help with weight management and reduce the risk of chronic diseases.
- **Hydration:** Staying well-hydrated is always important, but it becomes even more critical during menopause. Adequate hydration can help with symptom management and overall health.
- **Phytoestrogens:** Some women may include phytoestrogen-rich foods in their diet, such as soy products, flaxseeds, and whole grains. These foods contain compounds that can mimic estrogen's effects in the body and may help alleviate certain menopausal symptoms.

Exercise During Menopause

- **Weight-Bearing Exercise:** Weight-bearing exercises, such as walking, jogging, and strength training, help maintain bone density, which is particularly important during menopause when the risk of osteoporosis increases.
- **Cardiovascular Exercise:** Cardiovascular activities, such as brisk walking, cycling, or swimming, can help manage weight, reduce the risk of heart disease, and improve overall fitness.
- **Flexibility and Balance:** As women age, flexibility and balance become increasingly important to prevent falls and maintain mobility. Yoga, Pilates, and tai chi can be excellent choices to work on these aspects of fitness.
- **Strength Training:** Muscle mass tends to decrease with age, which can affect metabolism. Strength training exercises can help build and maintain muscle, which in turn supports a healthy metabolism.
- **Core and Pelvic Floor Exercises:** Strengthening the core and pelvic floor muscles can help alleviate issues like incontinence and back pain that some women may experience during menopause.
- **Moderation:** Exercise should be approached with moderation and tailored to individual fitness levels and needs. It's important to listen to the body and avoid overexertion, especially if experiencing hot flashes or other menopausal symptoms.

Female-specific Health Considerations

Women's bodies have unique health considerations, and your fitness journey should take these into account.

Over the next couple of pages, we'll dive into some of the most common health considerations that you should keep in mind when starting a new fitness program or incorporating any new habits into your lifestyle.

01 Breast Health

Physical activity is associated with a reduced risk of breast cancer. Understanding the importance of breast health and performing regular self-exams can be integrated into your fitness routine.

02 Bone Health

Women are at higher risk of osteoporosis, a condition characterized by fragile bones. Weight-bearing exercises, such as strength training and weightlifting, can help maintain bone density and reduce the risk of fractures.

03 Pelvic Health

Pelvic floor health is vital for women, especially during and after pregnancy. Specific exercises can help maintain pelvic strength and prevent issues like incontinence.

04 PCOS

Polycystic Ovary Syndrome (PCOS) is a common hormonal disorder that affects people with ovaries, particularly during their reproductive years. PCOS is characterized by a combination of symptoms, which may include:

- **Irregular Menstrual Periods:** Women with PCOS often have irregular menstrual cycles, and some may experience infrequent periods or even amenorrhea (absence of menstruation).
- **Polycystic Ovaries:** On ultrasound, the ovaries of individuals with PCOS may appear enlarged and contain small, fluid-filled sacs known as cysts. These cysts are actually immature follicles.
- **Hyperandrogenism:** Elevated levels of androgens (male hormones), such as testosterone, can lead to symptoms like acne, excess facial and body hair (hirsutism), and male-pattern baldness.
- **Insulin Resistance:** Many individuals with PCOS have insulin resistance, which can lead to higher insulin levels in the blood. This can result in increased fat storage and a higher risk of developing type 2 diabetes.

Nutrition for Women

Balanced Diet

A balanced diet is the cornerstone of any successful fitness regimen. It provides the body with the necessary nutrients, energy, and building blocks for optimal performance and recovery. For women, a balanced diet typically includes the following components:

01 Macronutrients:

Carbohydrates

These are the body's primary energy source. Choose complex carbohydrates like whole grains, fruits, and vegetables to provide sustained energy for your workouts.

Proteins

Proteins are essential for muscle repair and growth. Opt for lean sources like poultry, fish, lean meats, beans, and tofu.

Fats

Healthy fats support various bodily functions. Include sources like avocados, nuts, seeds, and olive oil in your diet.

02 Micronutrients:

Vitamins:

A variety of fruits and vegetables can help you obtain essential vitamins, such as vitamin C, vitamin A, and B vitamins.

Minerals:

Minerals like calcium and iron are important for bone health and oxygen transport. Dairy products, leafy greens, and lean meats are good sources.

03 Fiber:

Fiber:

Fiber aids digestion and helps with weight management. Whole grains, legumes, and vegetables are excellent sources.

04 Hydration:

Hydration

Staying well-hydrated is crucial for overall health and exercise performance. Water is essential for numerous bodily functions, so aim to drink enough throughout the day.



FOODS	HAND PORTION	EQUIVALENT MEASUREMENTS	HOW MUCH SHOULD I EAT?
Vegetables		1 cup 136g 5oz	Eat at least 1 serving of vegetables with each meal.
Fruits		1 cup 136g 5oz	Eat 1-2 servings per day.
Meat, Fish and Poultry		½ cup 68g 3oz	Eat 1-2 servings per meal.
Eggs		2 eggs	Eat 1-2 eggs per day.
Rice, noodles, pasta		½ cup 68g 3oz	Eat 1-2 servings of carbs per meal.
Beans, lentils and pulses		½ cup 68g 3oz	Eat 1 serving of pulses per day.
Cheese		⅓ cup 28g 1oz	Eat 2-3 servings of cheese per day.
Nuts, Seeds and Olives		⅓ cup 28g 1oz	Eat 1-2 servings per meal.
Oils, Coconut butter, Nut butters, Ghee		⅓ cup 28g 1oz or 1-2 Tbsps.	Eat 1-2 servings per meal.
Spices		⅓ cup 28g 1oz or 1-2 Tbsps.	No requirements.

Pre & Post Meal Ideas

Consuming the right number of calories and a balance of macronutrients is very important. However, if you exercise regularly, you also need to consume a high-quality pre and post-workout snacks or meals. These are important because they help to boost your energy for the workout and help you recover after a workout. Below, you'll find a list of high-quality pre and post-workout meals and snacks.

Pre-workout Meals

- Bananas
- Baked potato -easy to prepare and can include fillings like tuna, beans, chicken, coleslaw and yoghurt dressing
- Porridge and oatmeal
- Fruit smoothies
- Apples with peanut butter
- Pizza with lots of fresh vegetables, fruits, grains and beans.
- Whole wheat pasta with tomato sauce with vegetables served with a side salad
- Casseroles with lean meat and variety of vegetables served with couscous or rice
- Grilled fish with vegetables and noodles
- Fruit crumbles, bread puddings or simple bananas.

Post-Workout Meals

- Chia seed pudding
- Rice cakes with jam
- Sweet potatoes with chicken
- Fruit smoothies
- Chicken sandwich on white bread
- Fresh fruit smoothie made with yogurt and milk
- Cereal bar
- Slice of malt loaf
- Tuna and low fat
- Tuna and sweetcorn sandwich
- Protein shake with high carbohydrate content

Weight Training for Women



In this chapter, we'll delve into the world of weight training, an essential component of women's fitness that offers numerous benefits. From enhancing overall strength to sculpting the body, weight training empowers women to achieve their fitness goals. We'll explore the advantages of strength training, how to choose the right weights, and the importance of targeting specific muscle groups.

Benefits of Strength Training

Strength training, also known as resistance training or weightlifting, involves using external resistance (such as dumbbells, barbells, resistance bands, or your body weight) to perform exercises that build and tone muscles. For women, strength training provides a wide range of benefits:

➤ Improved Strength and Endurance

Regular weight training helps increase your physical strength, allowing you to perform daily tasks with greater ease and endurance.

➤ Muscle Tone and Definition

Strength training can help you sculpt your body by building lean muscle and enhancing muscle definition, giving you a toned and athletic appearance.

➤ Increased Metabolism

Muscle tissue requires more energy (calories) to maintain than fat. Building muscle through strength training can boost your resting metabolic rate, helping with weight management.

➤➤ Enhanced Bone Health

Weight training is beneficial for bone health, as it helps increase bone density and reduce the risk of osteoporosis, a condition more common in women.

➤➤ Better Posture and Balance

Strong muscles support proper posture and balance, reducing the risk of injury and helping you move with confidence.

➤➤ Injury Prevention


Strengthening the muscles around your joints can help prevent common injuries, such as sprains and strains.

➤➤ Stress Reduction

Exercise, including strength training, can help alleviate stress and improve mood, making it a valuable component of your mental well-being.

➤➤ Empowerment and Confidence

Achieving strength and fitness goals through weight training can boost self-esteem and confidence.



Choosing the Right Weights

Selecting the right weights is crucial for an effective and safe weight training program. Here are some tips to help you make the right choices:

1 CHECK WHAT'S GOOD

If you're new to weight training, consider starting with a set of dumbbells or resistance bands that provide a range of weights. This allows you to gradually progress as your strength improves.

2 APPROPRIATE WEIGHT

When choosing weights, opt for those that challenge your muscles without compromising proper form. It's normal to start with lighter weights and increase the resistance as you become stronger

3 FORM OVER WEIGHT

Proper form is more important than the amount of weight you lift. Focus on using correct technique and gradually increase the weight as your form improves and you feel comfortable.

4 REPETITIONS AND SET

The number of repetitions (reps) and sets you perform can influence the weight you choose. For muscle endurance and toning, use lighter weights for more reps. For muscle strength and hypertrophy (muscle growth), opt for heavier weights with fewer reps

Targeting Muscle Groups

Strength training allows you to focus on specific muscle groups to achieve your fitness goals. Here are some common muscle groups and exercises to target them:

Upper Body	Lower Body
Biceps: Bicep curls	Quadriceps: Squats or leg extensions
Triceps: Tricep dips or kickbacks	Hamstrings: Deadlifts or leg curls
Shoulders: Shoulder presses or raises	Glutes: Lunges or glute bridges
Chest: Bench press or push-ups	Calves: Calf raises
Back: Rows or lat pulldowns	
Core	Whole Body
Abdominals: Planks or crunches	Compound exercises like squats, deadlifts, and bench presses engage multiple muscle groups simultaneously, making them efficient choices for full-body workouts.
Obliques: Russian twists, side planks	

Incorporate a variety of exercises to work different muscle groups, ensuring a balanced and comprehensive strength training program. As you progress in your fitness journey, you can tailor your weight training routine to meet your specific goals, whether they involve building strength, muscle definition, or overall health and fitness.

Weight training for women is a valuable addition to any fitness routine. It provides a wide array of benefits, enhances overall strength and muscle tone, and empowers you to reach your fitness aspirations. By choosing the right weights and targeting specific muscle groups, you can craft a strength training program that suits your unique goals and needs.

Cardiovascular Exercise



In this chapter, we'll explore the world of cardiovascular exercise, often referred to as cardio. Cardio workouts are an essential component of women's fitness, providing a wide range of health benefits. We'll delve into the advantages of cardiovascular exercise, discuss various types of cardio workouts, and explain the importance of monitoring heart rate and exercise intensity.

Benefits of Cardio

Cardiovascular exercise involves activities that elevate your heart rate and increase your breathing rate. Engaging in regular cardio workouts can lead to a multitude of benefits for women's fitness and overall well-being:

»» Improved Cardiovascular Health

Cardio workouts strengthen your heart and improve its ability to pump blood efficiently, reducing the risk of heart disease and related conditions.

»» Weight Management

Cardio exercises help burn calories and facilitate weight loss or weight maintenance by creating a calorie deficit.

»» Enhanced Lung Function

Cardiovascular activities increase lung capacity and oxygen utilization, promoting better respiratory health.

»» Increased Endurance

Regular cardio training builds endurance, allowing you to engage in physical activities for longer periods without fatigue.

»» Mood Enhancement

Cardio workouts release endorphins, which can reduce stress, alleviate symptoms of depression, and enhance overall mood.

»» Better Sleep

Regular cardio exercise can lead to improved sleep quality, helping you fall asleep faster and enjoy deeper, more restful sleep.

»» Enhanced Metabolism

Cardio exercise boosts your metabolism, increasing the number of calories your body burns both during and after the workout.

»» Diabetes Management

Cardio workouts can help regulate blood sugar levels and reduce the risk of developing type 2 diabetes.

Types of Cardio Workouts

Cardiovascular exercise offers a variety of activities to choose from. Here are some popular types of cardio workouts for women:



Running and Jogging

Running at various paces and distances can be an excellent way to improve cardiovascular fitness



Walking

Walking is a low-impact cardio exercise that can be suitable for all fitness levels.



Cycling

Whether on a stationary bike or riding outdoors, cycling is a great way to elevate your heart rate and enjoy the outdoors.



Swimming

Swimming is a full-body, low-impact cardio workout that is easy on the joints.



Dancing

Dance-based workouts, such as Zumba or hip-hop dancing, are fun ways to get your heart rate up.



Aerobics and Group Fitness Classes

Group classes offer structured, high-energy workouts that can provide both cardio and social benefits.




High-Intensity Interval Training (HIIT)

HIIT workouts involve short bursts of intense activity followed by rest or low-intensity periods, making them time-efficient and effective.



Jumping Rope

Jumping rope is an inexpensive and highly effective way to get your heart rate up.



Stair Climbing

Climbing stairs is an excellent way to challenge your cardiovascular system and build lower-body strength.

Heart Rate and Intensity

Monitoring your heart rate and exercise intensity is key to maximizing the benefits of cardiovascular exercise. Here's how to do it:

- **Calculate Your Target Heart Rate**
Determine your target heart rate range based on your age and fitness level. It's typically between 50% and 85% of your maximum heart rate. Use [this calculator](#) to get the target heart rate.
- **Use a Heart Rate Monitor**
Consider using a heart rate monitor or fitness tracker to measure your heart rate during your workouts. This will help you stay within your target range.
- **Measure Perceived Exertion**
Pay attention to how you feel during your workouts. The Borg Rating of Perceived Exertion (RPE) scale can help you gauge your intensity based on how hard you perceive the exercise to be.
- **Gradually Increase Intensity**
Over time, gradually increase the intensity of your cardio workouts to challenge your cardiovascular system and continue seeing progress.
- **Listen to Your Body**
Be mindful of your body's signals. If you experience dizziness, shortness of breath, or chest pain, stop your workout and seek medical attention if necessary.

Cardiovascular exercise is a vital component of women's fitness, offering numerous health benefits and a wide range of workout options. By choosing the type of cardio that suits your preferences and monitoring your heart rate and exercise intensity, you can optimize your cardio workouts to support your fitness goals and overall well-being.

Flexibility and Mobility



In this chapter, we'll explore the essential aspects of flexibility and mobility in women's fitness. These components are often overlooked but play a significant role in overall health and well-being. We'll discuss stretching techniques, the benefits of yoga and Pilates, and the importance of maintaining mobility.

Stretching Techniques

Stretching is a crucial element of any fitness routine, as it helps improve flexibility, reduce the risk of injury, and enhance the range of motion. Here are some stretching techniques to consider:

➤➤ Static Stretching

Static stretching involves holding a stretch for a specific period, typically 15–30 seconds. This type of stretching helps relax and lengthen the muscles, improving flexibility.

➤➤ Dynamic Stretching

Dynamic stretching involves controlled, active movements that gently take the body through a full range of motion. It's especially useful as part of a warm-up routine.

➤➤ Proprioceptive Neuromuscular Facilitation (PNF)

PNF stretching is often done with a partner. It combines static stretching and isometric contractions to enhance flexibility and range of motion.

➤➤ Ballistic Stretching

Ballistic stretching uses bouncing or jerking movements to push a muscle beyond its normal range. It's less common and should be performed with caution to prevent injury.

Yoga and Pilates

Yoga and Pilates combine stretching with balance and strength exercises. They improve flexibility, core strength, and body awareness. These practices also promote relaxation and mental well-being.

Yoga combines physical postures, breathing techniques, and meditation to enhance flexibility, balance, and strength. It can help reduce stress, improve posture, and increase body awareness.



Pilates focuses on core strength, stability, and flexibility. It involves controlled movements and emphasizes precise alignment and breathing. Pilates can enhance overall body strength, posture, and muscle tone.

Both yoga and Pilates offer a range of styles and classes, making it easy to find one that suits your fitness level and goals. Incorporating these practices into your routine can provide holistic benefits, including improved flexibility and mobility, mental well-being, and enhanced body awareness.

Importance of Mobility

Mobility refers to your body's ability to move freely and easily through a full range of motion. It's a critical aspect of women's fitness, as it impacts daily activities, posture, injury prevention, and overall quality of life. Here's why mobility is essential:

01

Injury Prevention

Maintaining good mobility helps reduce the risk of injuries, such as strains, sprains, and joint issues.

02

Pain Management

Mobility exercises can alleviate pain and discomfort, especially in areas prone to tightness or stiffness.

03

Functional Movement

Mobility is vital for everyday activities like bending, reaching, and twisting, allowing you to move with ease and without discomfort.

04

Posture and Balance

Good mobility supports proper posture and balance, reducing the risk of falls and improving overall stability.

05

Athletic Performance

Athletes can benefit from improved mobility, as it enhances range of motion, agility, and athletic prowess.

06

Quality of Life

Maintaining mobility as you age can lead to a more active and independent lifestyle, ensuring a higher quality of life.

To enhance mobility, include dynamic stretches, foam rolling, and mobility drills in your fitness routine. Regular practice will help maintain and improve your range of motion, ensuring your body remains agile and functional.

Flexibility and mobility are often underappreciated aspects of women's fitness. Incorporating stretching techniques, yoga, and Pilates, as well as prioritizing mobility, can lead to numerous health benefits. These practices enhance flexibility, reduce the risk of injury, and promote overall well-being, making them valuable additions to your fitness regimen.

Women's Fitness Myths



In this chapter, we'll debunk common misconceptions, myths, and stereotypes surrounding women's fitness. It's important to separate fact from fiction and empower women to make informed choices about their health and well-being. We'll discuss some prevalent myths and how to avoid stereotypes and stigmas associated with women's fitness.



Myth 1

Women Should Only Do Cardio for Weight Loss

Reality: While cardiovascular exercise is valuable for weight management, strength training and resistance exercises are equally essential. Building lean muscle mass through strength training helps boost metabolism, contributing to more effective weight loss and a toned physique.



Myth 2

Lifting Weights Will Make Women Bulky

Reality: This myth is a persistent misconception. Women typically lack the testosterone levels necessary to develop bulky muscles easily. Strength training enhances muscle tone, definition, and overall health without making women look overly muscular.



Myth 3

Spot Reduction Is Possible

Reality: It's a common belief that you can target fat loss in specific areas by exercising those body parts. In truth, fat is lost uniformly across the body, and spot reduction is not feasible. A balanced approach involving a healthy diet and exercise is the key to overall fat loss.



Myth 4

Women Should Stick to Low-Calorie Diets

Reality: Severely restricting calories can be harmful to women's health and metabolism. A well-balanced diet is essential to provide the necessary nutrients and energy for physical activity and daily life. Starvation diets are neither sustainable nor healthy.



Myth 5

Long Workouts Are More Effective

Reality: The effectiveness of a workout is not determined by its length. Short, intense workouts, like high-intensity interval training (HIIT), can be as effective, if not more so, than longer sessions. The key is to find a routine that fits your lifestyle and goals.



Myth 6

You Can "Detox" Your Body with Special Diets

Reality: The idea of detox diets is often based on pseudoscience. Your body has built-in mechanisms for detoxification through the liver and kidneys. A balanced, whole-foods diet and adequate hydration are the most effective ways to support these processes.

Avoiding Stereotypes and Stigmas

Strength Training is for Everyone

Strength training is not just for men. Women of all ages can benefit from resistance exercises to improve muscle tone, bone health, and overall strength.

Empowerment Over Appearance

Encourage women to focus on how they feel and what their bodies can do rather than just their appearance. Fitness is about health and well-being, not conforming to unrealistic beauty standards.

Women Can Pursue All Forms of Fitness

Women should feel empowered to pursue any fitness activity, whether it's powerlifting, running, yoga, or martial arts. Fitness is a personal journey, and there's no one-size-fits-all approach.

No One-Size-Fits-All Approach

Fitness goals and preferences vary widely among women. Avoid generalizing or stereotyping what women should or shouldn't do in their fitness journey. Personalization is key. Fitness is about health and well-being, not conforming to unrealistic beauty standards.

Challenge Stigmas

Challenge societal stigmas and biases against women in fitness. Celebrate strong, athletic women and the diversity of their fitness goals.

Women's fitness is as diverse and individualized as the women themselves. Busting myths and challenging stereotypes is essential for promoting inclusivity and empowering women to make informed choices about their health. By fostering a supportive and open-minded fitness community, we can help women pursue their unique fitness goals with confidence and autonomy.

Mental Health and Wellness



In this chapter, we'll explore the vital connection between mental health and fitness. Achieving overall wellness involves not only physical health but also mental and emotional well-being. We'll discuss strategies for stress management, mindfulness, and self-care to help you maintain a healthy balance between mind and body.

Stress Management

Stress is a common part of our lives, but chronic stress can negatively impact our physical health and overall well-being. It's essential to incorporate stress management techniques into your fitness journey. Here are some strategies to help manage stress effectively:

Exercise as a Stress Reliever

Physical activity can act as a powerful stress reliever. Regular workouts release endorphins, which are natural mood lifters, and help reduce stress hormones like cortisol.

Create a Balanced Schedule

Avoid overloading your schedule with excessive commitments. Prioritize your fitness and self-care, and leave room for relaxation and downtime.

Practice Deep Breathing

Deep breathing exercises are effective stress relief techniques that can help calm your mind, reduce anxiety, and promote relaxation. Here are some of the best deep breathing exercises for stress relief:



Diaphragmatic Breathing (Belly Breathing)

- Sit or lie down in a comfortable position.
- Place one hand on your chest and the other on your abdomen.
- Inhale deeply through your nose, allowing your abdomen to rise while keeping your chest still.
- Exhale slowly through your mouth, letting go of tension and stress.
- Focus on the rise and fall of your abdomen with each breath.



4-7-8 Breathing

- Sit or lie down with your back straight.
- Close your eyes and inhale quietly through your nose for a count of 4 seconds.
- Hold your breath for a count of 7 seconds.
- Exhale slowly and completely through your mouth for a count of 8 seconds.
- Repeat this cycle a few times, concentrating on the rhythm of your breath.



Box Breathing (Square Breathing)

- Sit with your back straight and feet flat on the floor.
- Inhale through your nose for a count of 4 seconds.
- Hold your breath for 4 seconds.
- Exhale through your mouth for 4 seconds.
- Pause and hold your breath for another 4 seconds.
- Repeat this pattern for several rounds.



Alternate Nostril Breathing (Nadi Shodhana)

- Sit comfortably with your back straight.
- Use your right thumb to close off your right nostril and inhale through your left nostril.
- Close off your left nostril with your right ring finger and exhale through your right nostril.
- Inhale through your right nostril.
- Close off your right nostril again and exhale through your left nostril.
- Repeat this process for several cycles, focusing on the flow of breath.



Mindful Breathing

- Find a quiet place to sit or lie down.
- Pay attention to your breath without trying to change it.
- Observe each inhale and exhale as they naturally occur.
- If your mind wanders, gently bring your focus back to your breath.



Counted Breathing

- Inhale deeply and silently count to yourself as you breathe in.
- Exhale slowly and count to yourself as you breathe out.
- Gradually extend the count as you become more comfortable with the exercise.

Choose the deep breathing exercise that resonates most with you and fits your needs. Practice regularly, and you'll find that deep breathing can be a valuable tool for managing stress and enhancing your overall mental and emotional well-being.

Mindful Movement

Engage in activities like yoga or Tai Chi, which combine movement with mindfulness. These practices can help reduce stress and improve mental clarity.

Time Management

Organize your time efficiently to reduce the stress of last-minute rush and deadlines. Prioritize tasks, delegate when possible, and set realistic goals.

Seek Social Support

Share your stressors with friends, family, or support groups. Sometimes, simply talking about what's bothering you can alleviate stress.

Set Realistic Goals

Avoid setting overly ambitious fitness goals that might lead to frustration. Instead, establish achievable milestones that boost your self-esteem and motivation.

Enjoy Leisure Activities

Incorporate leisure activities you enjoy into your routine. Whether it's reading, art, music, or a favorite hobby, these activities can provide relaxation and mental relief.

Mindfulness and Self-Care

Mindfulness and self-care are integral components of maintaining mental health and wellness. They can help you stay present, reduce anxiety, and foster a positive mindset. Here are ways to incorporate mindfulness and self-care into your fitness journey:

01 | Mindful Exercise

Pay close attention to your body and your surroundings during your workouts. This helps you stay focused on the present moment and enjoy the benefits of exercise fully.

02 | Meditation

Consider integrating meditation into your daily routine. Meditation techniques can improve mindfulness and reduce stress and anxiety. If you have never tried meditation, it is best to begin with guided meditation. Some of the most popular and highly-rated APPS include:

- **Headspace:** Headspace is a popular meditation app with a variety of guided sessions, including mindfulness, stress reduction, and sleep. It also offers courses on different topics, like relationships and personal growth.
- **Calm:** Calm provides a wide range of guided meditation sessions, sleep stories, and relaxation music. It's known for its soothing content and customizable meditation experiences.
- **Insight Timer:** Insight Timer is a free meditation app with a vast library of guided meditations, music, and talks from various teachers and traditions. It offers a community aspect, allowing you to connect with other meditators.
- **Ten Percent Happier:** Created by ABC News anchor Dan Harris, Ten Percent Happier focuses on making meditation practical and accessible. It offers a variety of courses and interviews with meditation teachers.

03 | Gratitude Practice

Regularly express gratitude for the positive aspects of your life. This practice can improve your outlook and overall sense of well-being.

TODAY I'M GRATEFUL FOR

1

2

3

DAILY AFFIRMATION

SOMETHING I'M PROUD OF

○

○

○

○

04 | Self-Compassion

Treat yourself with kindness and self-compassion. Acknowledge your accomplishments and forgive yourself for setbacks. Positive self-talk can improve your mental health.

05 | Connect with Nature

Spend time in nature. Nature has a calming and restorative effect on mental well-being.

06 | Set Boundaries

Establish healthy boundaries to protect your time and energy. Don't overcommit or engage in activities that drain your resources.

07 | Disconnect from Screens

Take breaks from digital devices to reduce screen time and prevent information overload. Engage in screen-free activities to relax and unwind.

08 | Self-Care Rituals

Create self-care rituals that you can enjoy regularly, such as a relaxing bath, reading a book, practicing a hobby, or spending time with loved ones.

For all these tips, it's very easy to say, but it's not always easy to do all these. So, on the next page, you'll find a self-care planner that will help you get started. Feel free to create your own and customize it to your liking!



SELF-CARE S M T W T F S

CHECKLIST

- MAKE YOUR BED
- TAKE YOUR MEDICATIONS & VITAMINS
- SKINCARE ROUTINE
- HEALTHY MEALS
- GO FOR A WALK
- CLEANING HOUSE
- WASHING CLOTHES
- LISTEN TO MUSIC
- HAVE A POWER NAP
- SOCIAL MEDIA BREAK
- TAKE A LONG BATH
- DO A FACE MASK
- CALL A FRIEND OR FAMILY
- MEDITATION
- WATCH A MOVIE
- CUDDLE A PET OR HUMAN
- TRY A NEW RESTAURANT
- MAKE TIME TO READ
- TRY A NEW RECIPE
- NO PHONE 30 MINS BEFORE BED

WORKOUT

- CARDIO
- WEIGHT
- YOGA
- STRETCH
- REST DAY
- OTHER

THINGS THAT MAKE ME HAPPY TODAY


HOURS OF SLEEP (Hours)



WATER BALANCE (Glass)



MOOD



Staying Motivated

Overcoming Plateaus

Plateaus are common in fitness when you hit a point where your progress seems to stall. Overcoming these periods of stagnation is crucial for staying motivated. Here are some tips to break through plateaus:

- **Change Your Routine:** If you've been following the same workout routine for an extended period, it may be time to switch things up. Introduce new exercises, modify the order of your workouts, or try a different fitness class to challenge your body in new ways.
- **Track Your Progress:** Keep a fitness journal or use a fitness app to record your workouts, nutrition, and other relevant data. Tracking your progress can help you see the improvements you've made, even during plateaus.
- **Mix Up Intensity Levels:** Vary the intensity of your workouts. Incorporate high-intensity interval training (HIIT) sessions, lower-intensity recovery days, and steady-state workouts to keep your body guessing.
- **Focus on Nutrition:** Reassess your dietary choices and ensure you're fueling your body with the right nutrients. Proper nutrition plays a significant role in breaking through plateaus.
- **Get Adequate Rest:** Rest and recovery are essential for progress. Ensure you're getting enough quality sleep and allowing your muscles and central nervous system to recover.
- **Be Patient:** Plateaus are a natural part of the fitness journey. Be patient and trust the process. Consistent effort will eventually lead to progress.

Tracking Progress



In this chapter, we'll delve into the importance of tracking your fitness progress. Keeping a record of your workouts, nutrition, and achievements is a valuable tool for staying motivated and ensuring you're on the right track. We'll discuss the benefits of maintaining a fitness journal and how to measure your success effectively.

01

Keeping a Fitness Journal

A fitness journal is a personal log in which you record your exercise routines, dietary choices, and overall well-being. It serves as a valuable tool to help you stay accountable, track your progress, and make informed decisions.

You can keep a fitness journal either by writing on a sheet of paper, or you can use the MyFitnessPal APP to journal and track both nutrition and exercise. In general, if you feel comfortable using APPS and modern technology, using an APP would be the easiest thing to do. **You'll find a sample fitness journal in the 'Useful Resources' section at the end of this eBook.**

02

Measuring Success

Measuring success in your fitness journey goes beyond the number on a scale. It encompasses a holistic evaluation of your progress and well-being. Here's how to effectively measure your success:

Evaluate Physical Changes

Assess physical changes in your body, such as weight loss, muscle gain, improved endurance, and enhanced flexibility. Track these changes with measurements and photographs.

Monitor Performance

Pay attention to improvements in your workout performance. It might include lifting heavier weights, running longer distances, or achieving better times in specific exercises.

Celebrate Non-Scale Victories

Recognize and celebrate non-scale victories, such as fitting into a smaller clothing size, receiving compliments from others, or successfully adopting healthier habits.

Consider Sustainable Habits

Success in fitness is not just about short-term achievements but about adopting sustainable, lifelong habits that promote health and well-being.

Reassess and Set New Goals

Periodically reassess your goals and set new ones to keep your motivation high and your progress moving forward.

Measuring success in your fitness journey should be a well-rounded evaluation of your physical, mental, and emotional well-being. Embrace all aspects of your progress, celebrate your achievements, and continue striving for a healthier, more active lifestyle. Your fitness journal will be a valuable companion on your path to success.



Women's Fitness and Body Image

Body image is the way you perceive and feel about your own body. It encompasses your thoughts, beliefs, and attitudes toward your physical appearance, including your size, shape, and overall appearance. Body image can be influenced by societal standards, cultural norms, media portrayals, and personal experiences.

The Importance of Positive Body Image

A positive body image is linked to better mental and emotional well-being. It is characterized by:

- **Self-Acceptance:** Embracing and accepting your body as it is, without unrealistic expectations or self-criticism.
- **Self-Respect:** Treating your body with care, nourishing it, and maintaining its health.
- **Confidence:** Feeling comfortable and confident in your own skin, regardless of external judgments.
- **Healthy Body Habits:** Prioritizing your well-being and making choices that support a healthy body and mind.

The Role of Fitness in Self-Confidence

Fitness can significantly impact self-confidence. When you engage in regular physical activity and set and achieve fitness goals, you build not only physical strength but also mental resilience. Here's how fitness can promote self-confidence:

- **Physical Strength:** As you become stronger and more capable through exercise, you gain a sense of achievement and physical empowerment.
- **Accomplishment:** Meeting fitness milestones and goals, whether it's running a certain distance, lifting a particular weight, or mastering a challenging yoga pose, can boost your self-esteem and self-assurance.
- **Improved Mood:** Exercise releases endorphins, which are natural mood enhancers. Regular physical activity can alleviate stress, anxiety, and depression, contributing to a more positive self-image.

Positive Affirmations

I am fully engaged in the present moment

Here and now is where my power is

I am focused on what I can control

I feel content and happy

I have the power to change what does not serve me

I attract positivity and kindness

Conclusion

Congratulations on reaching the end of my fitness eBook.

Take a moment to reflect on the progress you've made. Perhaps you've reached fitness goals you once thought were out of reach. Maybe you've established healthy habits, embraced a positive body image, and cultivated self-confidence. Celebrate these victories, as they signify not only your physical growth but also your mental and emotional resilience.

Your achievements go beyond the numbers on a scale or the inches you've lost or gained. They encompass your newfound strength, endurance, and determination. They represent the positive changes you've made to your lifestyle and well-being. You've proven that you are capable of remarkable growth and transformation, and this is just the beginning.

As you carry the knowledge and experiences gained from this eBook with you, use them as tools to enhance your life. Whether you're embarking on a fitness journey for the first time or refining your existing routine, remember that you have the strength and resilience to achieve your goals.

Your well-being is worth the effort, and your future self will thank you for the commitment you've made to live a healthier, happier life. Celebrate your achievements, keep the momentum going, and continue your empowering journey towards lifelong fitness. You have everything you need to succeed, and the path ahead is filled with endless possibilities.

Cheryl x

A decorative purple frame consisting of two overlapping rectangular outlines. The inner rectangle is slightly offset to the right and down from the outer one, creating a layered effect.

Additional Resources

For You

SHOPPING LIST

PANTRY ITEMS

- _____
- _____
- _____
- _____

- _____
- _____
- _____
- _____

FRUIT & VEGETABLES

- _____
- _____
- _____
- _____

- _____
- _____
- _____
- _____

MEAT & SEAFOOD

- _____
- _____
- _____
- _____

- _____
- _____
- _____
- _____

HOME SUPPLIES

- _____
- _____
- _____
- _____

- _____
- _____
- _____
- _____

WEEKLY MEAL PLANNER

WEEK _____

	BREAKFAST	LUNCH	DINNER	SNACKS
MON				
TUE				
WED				
THU				
FRI				
SAT				
SUN				



Weekly Planner

WEEK OF :

MONTH :

MONDAY

TUESDAY

WEDNESDAY

THURSDAY

FRIDAY

SATURDAY

NOTE :

QUOTE :

