

Done Waiting



*A Woman's Practical Guide to
Digital Income After 50*

BY LINDA KAJDA
WEALTHY WOMEN DIGITAL WARRIORS



Before We Begin

Read This First — It Will Make Everything Easier

If you're holding this book, you're probably standing at the doorway of something new. Something exciting. Something a little scary. Something that could change everything for you — financially, emotionally, and personally.

Before we jump in, I want to set the tone for your journey.

This is NOT a race.

This is NOT about perfection.

This is NOT about doing everything at once.

This is about **taking one small step at a time**, with clarity, calm, and confidence.

Women over 50 often come into the online world thinking:

- “I’m too old for this.”
 - “I’m not techy.”
 - “I don’t understand digital products.”
 - “I don’t know where to start.”
 - “It looks too complicated when other people explain it.”
 - “What if I fail?”
-



Let me tell you the truth:

**You are NOT too old.
You are NOT too late.
You are NOT behind.
Your life experience is your SUPERPOWER.
And this is absolutely possible for you.**

Digital products are simple. Truly.

What makes them feel hard is trying to understand everything all at once.

That ends now.

This book breaks the process into three calm, clear steps:

1.) Clarity 2.) Creation 3.) Cashflow

That's it.

You don't need a website.

You don't need to be creative.

You don't need to be tech-savvy.

You don't need to know everything.

You just need to read one page at a time...

and take one small action at a time.

Your life can look radically different 30, 60, or 90 days from now — not because you worked harder, but because you worked smarter.

Let's begin.



STEP 1

CLARITY

*Understanding Digital Products, Overcoming
Overwhelm & Choosing Your Easiest Path Forward*

Women over 50 often don't struggle because they "can't do it."
They struggle because no one has explained things in a simple, slow, beginner-friendly way.

This section will change that.



I.I — What Are Digital Products? (Explained Slowly and Simply)

A digital product is something you create ONCE and sell over and over.

Examples:

- planners
- checklists
- journals
- mini-guides
- templates
- trackers
- habit sheets
- affirmations
- digital workbooks
- simple how-to PDFs

There is nothing complicated about them.

simple
low-tech
easy
light
low-pressure
beginner-friendly

You don't need to:

mail anything
print anything
ship anything
inventory anything

A person buys → they download → you get paid.

That's passive income.



1.2 — Why Digital Products Are PERFECT for Women 50+

Women our age have:

- wisdom
- life experience
- emotional intelligence
- patience
- resilience
- the ability to follow through
- a desire for calm meaningful work
- less interest in complicated tech
- a need for financial freedom

This makes us EXCELLENT digital product creators.

Not because we're experts.

But because we understand people.

And digital products solve people's
everyday problems.



1.3 — Why You Feel Overwhelmed (And Why It's Not Your Fault)

Most of the online world is filled with:

- 30-year-olds speaking in fast marketing language
- “gurus” teaching advanced tactics
- influencers making it seem instant
- people skipping critical beginner steps
- screenshots that feel unrealistic

No wonder women over 50 feel:

- behind
- confused
- pressured
- unsure
- intimidated
- inadequate

This is NOT because you're “not techy.”

It's because you've never been taught digital products in a way that fits your learning style.
That ends now.



1.4 — The Biggest Myth That Stops Women Over 50

The myth is:

“I need to know everything before I start.”

No you don't.

You only need to know your NEXT step — not all of them.

We do this in tiny steps.

Calm steps.

Steps that build confidence, not anxiety.



1.5 — The 3 Paths to Making Money With Digital Products

Choose ONE. Not all three.

Path #1: Create a Simple Product

Perfect if you like:

- writing
- journaling
- helping others
- sharing tips
- organizing

Path #2: Customize an MRR/PLR Product

Perfect if you want:

- something ready-made
- zero design
- zero writing
- to sell fast
- a “shortcut”

Path #3: Resell a Done-For-You System

Perfect if you want:

- the easiest path
- training included
- weekly support
- community
- an already-built system

(We'll gently touch on this later — no pressure.)

Pick the one that feels calmest.



I.6 — Understanding PLR/MRR (Expanded for True Beginners)

Women our age often worry:

- “Is this legal?”
- “Is this allowed?”
- “Will people think I cheated?”

Here’s the truth:

PLR/MRR is completely standard in the digital product world.

Businesses create products SPECIFICALLY for YOU to:

- edit
- customize
- brand
- resell

It exists because beginners need an easy starting point.

- You are NOT cheating.
- You are NOT being lazy.
- You are being strategic.

PLR/MRR gives you:

- a product
- the rights
- the layout
- the design
- the structure

You simply:

- Change the title
- Change colors
- Add your name
- Maybe add a tip or intro
- Upload it

And you keep 100% of the profit.



1.7 — “But I Don’t Have Any Ideas!” (The Most Common Fear)

This is EXACTLY why PLR/MRR exists.

You don’t need:

- an idea
- a niche
- creativity
- experience
- skill
- confidence

You pick a topic you LIKE...

then customize a product that is already made.

That’s it.

Pick ANY of these and there are ready-made products waiting for you.

No ideas? Perfect.

PLR gives you 100 of them instantly.

Examples:

- stress relief
- meal planning
- budgeting
- self-care
- wellness
- journaling
- home organization
- caregiving
- morning routines
- pets
- sleep
- positivity
- retirement



END OF STEP 1

Your clarity is complete.

You now understand:

- your options
- the simplicity
- why overwhelm is normal
- why digital products work
- what path fits you
- how PLR/MRR helps beginners
- that you don't need ideas
- that this is absolutely possible for you

Now let's move to Step 2.



STEP 2

CREATION

*Turning Your Idea Into a Simple Digital Product
(Even If You're Not Creative or Techy)*

Your goal here is NOT perfection.

Your goal is **DONE**.

Women over 50 thrive when they see progress — not when they chase perfection.

Let's keep this light, easy, and clear.



2.1 — Digital Products Are Not Hard to Create

You've made harder decisions in your life than creating a simple:

- checklist
- planner
- journal
- tracker
- template
- mini guide

These products are EASY and FAST.
You can create some in 20 minutes.



2.2 — The Easiest Types of Digital Products for Beginners

Checklists
Trackers
Planners
Journals
Templates
Mini How-To Guides

These formats require:

- no design talent
- no writing skills
- no advanced tech
- no deep knowledge
- no overwhelm

And women LOVE them.



2.3 — Your 3 Creation Options (Choose One)

Option A — PLR/MRR

- The easiest path.
- Pick a product.
- Customize.
- Upload.
- Sell.

Option B — Canva Template

- Open.
- Change text.
- Change colors.
- Download.

Option C — Mini Guide

- Use your life experience.
 - Write 2–5 pages.
 - Done.
-



2.4 — How to Customize PLR/MRR Products So They Look Like Yours

You only need to change:

- the title
- the color palette
- the fonts
- your name
- your intro
- a quote
- one section
- or a single page

Just 3 changes make it YOUR product.



2.5 — What If You Want to Create From Scratch?

Use Canva and ChatGPT.

Ask ChatGPT:

“Create a simple outline for a 5-page guide for women over 50 about ____.”

Then ask:

“Write it for me in a warm, simple tone for beginners.”

Then paste it into Canva.

Done.



2.6 — The Secret to Selling Digital Products (Beginners Always Miss This)

People don't buy:

- fancy graphics
- long books
- complicated content

People buy:

something that solves a small problem.

Examples:

- organize your day
- create a routine
- track habits
- reduce stress
- simple meal plans
- boost mood
- save money
- sleep better
- feel calmer
- feel healthier

Small problems = bestselling products.



2.7 — Your Creation Confidence Exercises

Exercise 1:

Write down 3 topics you LIKE.

Exercise 2:

Choose a product type.

Exercise 3:

Choose ONE PLR product to start with.

Exercise 4:

Customize 3 things.

You are now ready to move on.



STEP 3

CASHFLOW

*Getting Your First Eyes and First Sale
With Calm Confidence*

This section is where most women feel nervous.

Let's remove the fear completely.



3.1 — Where to Sell (Beginner-Friendly Only)

Choose ONE:

- Stan Store (easiest)
- Beacons (free)
- Systeme.io (grow later)

No website needed.

3.2 — How to List a Product (Explained Slowly)

- Upload your PDF
- Add a small description
- Upload a cover
- Set a price
- Publish

Done.



3.3 — Your “First Sale” Strategy (Low Pressure)

Step 1: Share something helpful

Step 2: Show a sneak peek

Step 3: Invite quietly

No pressure.

No selling.

No convincing.

Just showing.

3.4 — Where to Share Without Feeling Embarrassed

- Facebook profile
- Facebook groups
- Instagram stories
- Pinterest
- Women's communities
- Friends

People LOVE supporting beginners.

BEFORE YOU DOUBT YOURSELF — READ THIS



This is the emotional protection piece you asked for.

This journey may FEEL overwhelming at moments because you're doing something NEW.

That does NOT mean it's hard.

You've handled harder things in your life:

- losing loved ones
- raising families
- changing careers
- caring for parents
- rebuilding after loss
- reinventing your life

Creating a checklist or customizing a PLR product is EASY compared to all of that.

- Overwhelm means you care.
- It does not mean you can't do this.

Tiny steps.

Tiny wins.

That's the entire path.

You've got this.

FINAL STEPS

Your Clear, Beginner-Friendly Roadmap Forward



Step 1

Pick Your Pace

Tiny, steady, or focused.

Step 2

Pick Your Starting Point

Clarity, creation, or listing your product.

Step 3

Be Proud of Yourself

You're already doing more than most people ever will.

Step 4

Optional Support



If you want:

- step-by-step
- support
- a community
- accountability
- training
- templates
- confidence
- a path to earning faster

...there is a step-by-step system that puts this all together. Keep reading to find out how.



You've Got the Map. Now Let's Walk the Path Together.

You just finished “**Done Waiting**” and that means something. It means you're serious. It means you're ready. And it means you're exactly the kind of woman who is about to change everything for herself.

This book gave you the foundation. But if you're sitting there thinking "I want more than this. I want someone to walk me through every single step, hold my hand through the tech, help me build my audience, and actually launch something real" then what comes next was made for you.

Introducing the Digital Product Launch Formula...

A complete, step-by-step digital course designed specifically for women who are done dabbling and ready to build something real. Six focused modules. Zero fluff. Total clarity.

Here's what's waiting inside:

Module 1: Your Strategy — Get crystal clear on your direction so every step you take is intentional and income-focused.

Module 2: Your Product — Build or refine a digital product your audience actually wants to buy.

Module 3: Your Tech Setup — Finally conquer the tech — simply, calmly, and without needing a degree in anything.

Module 4: Your Audience — Learn how to find and attract the right people who are ready and willing to buy from you.

Module 5: Your Launch — Get a proven launch strategy that works even if you're starting from zero.


Module 6: Automate & Scale — Turn your effort into ongoing, passive income that works while you sleep.

Plus exclusive bonuses to support you every step of the way.

This is the course that takes you from "***I think I can do this***" to "***I actually did this.***"

The full Digital Product Launch Formula is valued at \$297 — but as a reader of Done Waiting, **you can get started for just \$99/month.**

Because you've already taken the first step. This is simply the next one. You don't have to figure this out alone



CLOSING MESSAGE

You might not see it yet, but this moment
— right here — is the start of something big.

“I’m doing something for ME.”

That choice?

That spark?

That decision?

It changes EVERYTHING.



Women over 50 are building incredible second acts online — quietly, calmly, consistently — and now you’re one of them.

Your next tiny step is waiting.

Click on the below link.

Choose ONE small action.

Move forward with confidence.

If you’re the woman who's ready to change her financial life [click here.](#)

[**Digital Product Launch Formula**](#)



The next chapter of your life is just beginning.

And I’m so proud of you.



Your Next Steps Are Already Done For You

Everything you need is already inside your bonuses.

Now that you've completed this starter guide, you're not standing at the beginning of a confusing journey — you're standing in front of a clear, structured pathway that has already been built for you.

Each bonus you received is designed to support the exact step you're on, in the exact order you'll need it.

You don't have to wonder:

"What do I do next?"

"Where should I start?"

"How do I stay focused?"

"What if I get stuck?"

It's all here.

Below is a list of the FREE BONUSSES you received with this bundle.

Let me show you how to use each piece...

.



I. Womanpreneur Mindset for Success

(Start Here — This Builds Your Foundation)

Before strategy comes belief.

This guide helps you step out of fear, silence self-doubt, and shift into the mindset of a woman who creates her own income, on her own terms.

Use it to...

- *rebuild confidence*
- *reset your thinking*
- *overcome fear of tech*
- *stop comparing yourself to others*
- *feel grounded, calm, and capable*

This is your emotional foundation — the part most beginners skip, which is why they struggle.

Start here so everything else feels easier.



2. Digital Product Idea Vault

(Your Clarity Tool — No More Guessing)


Once your mindset is ready, it's time to discover what to sell.

This vault gives you dozens of beginner-friendly product ideas, including options you can:

- create
- customize
- or sell using MRR/PLR

You will never feel stuck, unsure, or overwhelmed by choices again.

Just open the vault → pick an idea → begin.






3. 30-Day Action Plan

(Your Roadmap — What to Do Each Day)

This is your “start here, do this next” guide.

It gives you a clear, simple daily plan designed specifically for beginners and women who don't want to feel overwhelmed.

Follow it at your own pace — tiny steps still count.



You Are Not Starting From Scratch — The Entire Path Is Here

Mindset → Clarity → Direction → Action → Vision → Momentum.

Your tools match your journey.
Your journey is already mapped.
Your next steps are already waiting.

It changes EVERYTHING.
You are not behind.
You are not alone.
You are just getting started.

If you're the woman who's ready to change her financial life [click here.](#)

[Digital Product Launch Formula](#)



You've got this — and I'm cheering for you every step of the way.

