


★ YOUR FREE BONUSES HAVE ARRIVED! ★

Thank you for your purchase! Click below to access your bonuses.



**KAWAII CREATION GUIDE
HOW TO CREATE CUTE,
COHESIVE + VISUALLY
CONNECTED PRODUCTS**




DISCLAIMER



The information contained herein is general in nature and for informative purposes only. It is based on the author's personal experiences.



The author assumes no responsibility whatsoever, under any circumstances, for any actions taken as a result of the information contained herein.



Copyright © 2026. 7 Figure Branding Queen. All Rights Reserved. No part of this document may be reproduced or shared or re-sold without express, written consent of the author.



TABLE OF CONTENTS



TABLE OF CONTENTS



02 — Start With One Clear Theme

 06 — Build a Recognizable Style

09 — Turn Ideas Into Real Products



★ START WITH ONE CLEAR THEME ★

Most beginners struggle because they mix too many random ideas together.

Example:

✗ pastel bunny

✗ gothic cat

✗ neon stars

✗ realistic coffee cup

Nothing feels connected.

✨ Stronger products usually follow ONE clear theme.

EXAMPLE: COZY STUDY THEME

Theme:

✨ cozy studying

Characters:

✨ sleepy bunny

✨ books

✨ coffee drinks

Colors:

✨ pastel pink

✨ cream

✨ soft brown

★ START WITH ONE CLEAR THEME ★

Accessories:

- ✦ Scarf
- ✦ Bandage
- ✦ Apron

Expressions:

- ✦ Sleepy
- ✦ Silly
- ✦ Proud

Because everything follows the SAME vibe the product instantly feels more cohesive and visually appealing.

The goal is to make every element feel like it belongs in the same collection.

START WITH ONE CLEAR THEME

Most beginners struggle because they mix too many random ideas together.



RANDOM



- ✗ Too many styles
- ✗ Too many colors
- ✗ No clear mood
- ✗ Nothing feels connected



COHESIVE THEME



- ♥ Theme: cozy studying
- 🐰 Characters: bunny, books, coffee
- 🍪 Colors: pastel pink, cream, brown
- 🎀 Accessories: bows, stars, pencils
- ★ Mood: soft, calming, comforting



Because everything follows the **SAME** vibe... the product instantly feels cohesive and visually appealing.



★ BUILD A RECOGNIZABLE STYLE ★

A recognizable style is created through repetition. Instead of changing everything every time repeat similar visual elements.

Examples:

- ✨ similar eye styles
- ✨ matching colors
- ✨ similar expressions
- ✨ repeated accessories
- ✨ similar moods

EXAMPLE

If your products always use:

- ✨ pastel colors
- ✨ sleepy expressions
- ✨ cozy accessories
- ✨ soft kawaii characters

people will begin recognizing your style over time. You do NOT need every design to look identical. You just want your products to feel visually connected and recognizable.

★ BUILD A RECOGNIZABLE STYLE ★

QUICK CREATION TIP

Instead of creating random new ideas constantly,
Take ONE theme and create variations.

Example:

- ✨ reading bunny
- ✨ sleepy bunny
- ✨ planner bunny
- ✨ café bunny
- ✨ holiday bunny

One idea can become an entire sticker pack, planner theme,
journal, or printable collection.

BUILD A RECOGNIZABLE STYLE

A recognizable style is created through repetition.
Repeat similar visual elements.



Eye Style



Colors



Expressions



Accessories



Mood

EXAMPLE: SAME STYLE, DIFFERENT VARIATIONS



Reading Bunny



Planner Bunny



Café Bunny



Sleepy Bunny



If your products always use similar colors, expressions, accessories, and moods, people will begin recognizing **your style over time.**



QUICK CREATION TIP

Instead of creating random new ideas constantly...
Take **ONE** theme and **create variations.**

reading
bunnysleepy
bunnyplanner
bunnycafé
bunnyholiday
bunny

One idea can become an entire sticker pack,
planner theme, journal, or printable collection.



TURN IDEAS INTO REAL PRODUCTS



Once your theme and style feel connected, you can turn them into actual products much easier. Your character ideas can become:

- ✨ planner stickers
- ✨ journals
- ✨ notebook covers
- ✨ planner pages
- ✨ sticker sheets
- ✨ printables
- ✨ bookmarks
- ✨ digital products

SIMPLE PRODUCT FLOW

- 1 Choose ONE theme
- 2 Choose matching colors + mood
- 3 Create character variations
- 4 Add supporting accessories
- 5 Arrange everything cohesively
- 6 Turn the collection into products

The goal isn't just creating cute characters.

It's creating products that feel intentional, connected, and recognizable.

“Cute ideas become more cohesive when creativity finally has direction.”

TURN IDEAS INTO REAL PRODUCTS

Once your theme and style feel connected, you can turn them into actual products much easier.

IDEA → PRODUCT FLOW

1 ONE IDEA



2 VARIATIONS



3 STICKER SHEET



4 PLANNER PAGE



5 NOTEBOOK COVER



6 PRINTABLE COLLECTION



SIMPLE PRODUCT FLOW

- 1 Choose ONE theme
- 2 Choose matching colors + mood
- 3 Create character variations
- 4 Add supporting accessories
- 5 Arrange everything cohesively
- 6 Turn the collection into products



The goal isn't just creating cute characters. It's creating products that **feel intentional, connected, and recognizable.**

THANK YOU FOR READING!



with love



7FBQ
A MARKETING AND
BRANDING
COMPANY



M. SMALL
CEO.

WWW.7FIGUREBRANDINGQUEEN.COM

**SUBSCRIBE AT
WWW.7FIGUREBRANDINGQUEEN.COM**



*JOIN OUR VIP COMMUNITY
AND TAKE YOUR BUSINESS TO
THE NEXT LEVEL WITH
GUIDANCE.*

CLICK HERE TO JOIN.

@7FIGUREBRANDINGQUEEN

7FIGUREBRANDINGQUEEN.COM



Join our **SPECIAL MEMBERSHIP**

Click the link to learn more

Expand your knowledge and gain insights from industry leaders through eBooks that cover various aspects of content creation, branding, marketing, and more.

Whether you're looking to master advanced editing techniques, delve into the intricacies of SEO, or explore the art of storytelling, our membership program gives you the chance to access these valuable resources at a fraction of the regular price.

SIGN UP NOW



LET'S
GO!

SIGN UP TO OUR NEW MEMBERSHIP

SIGN UP TO OUR NEW MEMBERSHIP

NEW MEMBERSHIP S

SIGN UP TO OUR NEW MEMBE

TO OUR NEW MEMBERSHIP

SIGN UP TO OUR NEW MEMBERSHIP

INSPIRATION

KEEP pushing
BOUNDARIES AND
never **STOP**
EVOLVING.

INSPIRATION

STAY CONSISTENT
IN YOUR OWN 
growing JOURNEY
 AND CELEBRATE
YOUR success.

**[PLEASE CLICK HERE TO EDIT YOUR NEW PLR
PRODUCT](#)**

Join our PLR/DFY MEMBERSHIP

CLICK THE LINK TO LEARN MORE

NEW MEMBERSHIP SIGN UP

OUR NEW MEMBERSHIP SIGN UP



UP TO OUR NEW MEMBERSHIP SIGN UP TO OUR NEW MEMBERSHIP