



VOLUME 1
SPECIAL

10 Irresistible
**WAYS TO
MAKE MONEY
ONLINE**

YENNY IANNACITO

Table of CONTENTS

01 INTRODUCTION: MY JOURNEY TO FINANCIAL FREEDOM

Discover how a busy mom and full-time worker transformed her life through digital entrepreneurship.

02 DROPSHIPPING: YOUR GATEWAY TO E-COMMERCE

- Learn how to sell products without inventory hassles.
- Platforms, suppliers, and success tips.

03 PRINT ON DEMAND (POD): FROM DESIGNS TO DOLLARS

- Create custom merchandise without upfront costs.
- Design tips, popular POD services, and marketing strategies.

04 AFFILIATE MARKETING: TURN RECOMMENDATIONS INTO REVENUE

- Monetize your influence by promoting products.
- Finding the right affiliate programs and maximizing earnings.

05 YOUTUBE CHANNEL MASTERY: LIGHTS, CAMERA, INCOME!

- Start your own channel and monetize through ads, sponsorships, and merchandise.
- Content ideas, audience engagement, and growth hacks.



Table of CONTENTS

06 BECOMING AN INFLUENCER: BUILDING YOUR PERSONAL BRAND

- Leverage social media platforms for income.
- Authenticity, collaborations, and monetization methods.

07 CRAFTING ONLINE COURSES: SHARE YOUR EXPERTISE

- Develop and sell courses on platforms like Udemy.
- Course creation, marketing, and student engagement.

08 BLOGGING FOR BUCKS: WORDS THAT PAY

- Start a blog, attract readers, and monetize.
- Niche selection, SEO, and monetization avenues.

09 FREELANCING: YOUR SKILLS, YOUR INCOME

- Offer services online and earn as a freelancer.
- Platforms, pricing, and client management.

10 APP DEVELOPMENT: CODE YOUR WAY TO SUCCESS

- If you're tech-savvy, explore app creation.
- Monetization models and app store strategies.

11 STOCK PHOTOGRAPHY

- Sell your photos online to stock photography websites. Businesses and individuals pay for high-quality images for their projects.



HEY, I'M YENNY

👋 Hey there! Get ready for an inspiring journey! I'm a mom, a dedicated full-time worker, and now, a digital entrepreneur. During the pandemic, I craved flexibility and found it in the world of online business. Now, I'm on a mission to share my experience and inspire others like me. If you're a mom juggling work, family, and dreams, this is YOUR time to shine! Let's dive into 10 Irresistible Ideas to Earn Money Online and unlock the amazing opportunities waiting for us! ✨👜💰

YENNY

LET'S DO IT!



1. DROPSHIPPING: YOUR GATEWAY TO E-COMMERCE

What Is Dropshipping?

This is a business model where you sell products to customers without holding any inventory, you partner with suppliers who handle inventory, packaging, and shipping.

Here's how it works:

- **You Set Up an Online Store:** Use platforms like Shopify, WooCommerce, or BigCommerce to create your e-commerce store.
- **Choose Your Niche:** Decide on the type of products you want to sell. Research popular niches and identify products with demand.
- **Connect with Suppliers:** Find reliable suppliers. Platforms like AliExpress are popular for this purpose.
- **List Products in Your Store:** Add product listings to your store. Include high-quality images, detailed descriptions, and competitive prices.
- **Customer Places an Order:** When a customer buys a product from your store, you receive payment.
- **Profit Margin:** The difference between the price you charge the customer and the cost price from the supplier is your profit margin.



Why Choose Dropshipping?

- 1. Low Startup Costs:** You don't need to invest in inventory upfront. Your main expenses are setting up the store and marketing.
- 2. Flexibility:** Work from anywhere with an internet connection. Perfect for busy moms and professionals.
- 3. Wide Product Range:** You can sell a variety of products without worrying about storage space.
- 4. Scalability:** As your business grows, you can add more products and expand your reach.

Tips for Success:

- **Research Suppliers:** Choose reliable suppliers with good track records. Read reviews and communicate with them to ensure smooth collaboration.
- **Quality Control:** Even though you don't handle inventory, ensure the products meet quality standards. Customer satisfaction is crucial.
- **Marketing:** Invest in marketing—social media, influencer collaborations, and targeted ads—to drive traffic to your store.
- **Customer Service:** Provide excellent customer support. Address inquiries promptly and handle returns professionally.

Remember, dropshipping isn't a get-rich-quick scheme. It requires effort, but with the right strategies, you can build a profitable online business. 🌟💡



2. PRINT ON DEMAND (POD): FROM DESIGNS TO DOLLARS

Design and sell custom merchandise like t-shirts, mugs, and phone cases.

Here's why it's a game-changer:

- 1. No Inventory Worries:** Say goodbye to stockpiling products! With POD, you don't need to manage inventory or invest in bulk quantities upfront.
- 2. Customization Galore:** Create unique designs, upload them, and let the magic happen. Your designs come to life only when someone places an order.
- 3. Variety of Products:** From t-shirts and hoodies to posters and mugs, the options are vast. You're not limited to a single product type.

How Does Print on Demand Work?

- **Connect Your Store:** Use platforms like Printful or Printify to connect your online store.
- **Publish Your Products:** Create product listings using their tools. Add your designs, set prices, and voilà! Your products are ready for the world.



- **Fulfillment and Shipping:** When a customer orders from your store, the POD service takes over. They print, package, and ship the product directly to the buyer.

Why Choose Print on Demand?

- **No Order Minimums**
- **Global Reach:** POD services ship worldwide.
- **Custom Branding:** Add your logo, labels, and branding to create a consistent brand experience.

Some Printful Products to Start Your Dropshipping Business:

- **Embroidered Aprons:** Starting from \$16.95
- **Swimwear:** Starting from \$13.95
- **T-shirts & Tank Tops:** Starting from \$9.25
- **Leggings:** Starting from \$18.45
- **Posters & Canvas Prints:** Starting from \$5.50
- **Hoodies & Sweatshirts:** Starting from \$18.50
- **Hats:** Starting from \$12.95
- **All-Over Shirts:** Starting from \$19.95
- **Beach Towels:** Starting from \$24.95



3. AFFILIATE MARKETING: TURN RECOMMENDATIONS INTO REVENUE

**LEARN
MORE**

What Is Affiliate Marketing?

Affiliate marketing is like being a digital matchmaker. You connect people with products or services they need, and when they make a purchase through your unique affiliate link, you earn a commission.

Here's how it works:

1. **Choose Your Niche:** Decide on a niche or topic you're passionate about. It could be anything—from fitness gear to pet care.
2. **Find Affiliate Programs:** Join affiliate programs related to your niche. Companies like Amazon Associates, ShareASale, and ClickBank offer a wide range of products.
3. **Promote Products:** Create content (blog posts, videos, social media posts) where you recommend products. Include your affiliate links.
4. **Earn Commissions:** When someone clicks your link and makes a purchase, you earn a percentage of the sale.



Why Choose Affiliate Marketing?

- 1. Low Barrier to Entry:** You don't need to create products or handle customer service. Just focus on promoting.
- 2. Passive Income Potential:** Once you set up your content, it can generate income even while you sleep.
- 3. Scalability:** As your audience grows, so does your earning potential.

Tips for Successful Affiliate Marketing:

- **Authenticity:** Only promote products you genuinely believe in. Your audience trusts your recommendations.
- **Quality Content:** Create valuable content that educates, entertains, and solves problems. Be the go-to resource in your niche.
- **Disclosure:** Always disclose that your links are affiliate links. Transparency builds trust.
- **Diversify:** Promote a mix of high-ticket and low-ticket products. Balance is key.

Affiliate Marketing Tools:

- **Pretty Links:** A WordPress plugin that makes your affiliate links look clean and professional.
- **ThirstyAffiliates:** Another WordPress plugin for managing and tracking affiliate links.
- **Google Analytics:** Monitor your affiliate link performance.



4. YOUTUBE CHANNEL MASTERY: LIGHTS, CAMERA, INCOME!

YouTube is more than just cat videos and viral challenges. It's a powerful platform for creators to share their expertise, entertain, and build a loyal audience.

Here's why you should consider starting your own channel:

1. **Massive Audience:** Over 2 billion logged-in users visit YouTube every month.
2. **Monetization Opportunities:**
3. **Ads:** You can earn money through ads shown on your videos.
4. **Channel Memberships:** Subscribers can pay a monthly fee to access exclusive content.
5. **Super Chat and Super Stickers:** Viewers can pay to have their messages highlighted during live chats.
6. **Merchandise Shelf:** Promote your merchandise directly on your channel.
7. **Creative Freedom:** You decide what content to create. Whether it's tutorials, vlogs, or comedy sketches, YouTube lets you express yourself.



How to Start Your YouTube Channel:

1. Choose Your Niche:

- What are you passionate about? Fitness, cooking, gaming, travel, or DIY projects?

2. Create Your Channel:

- Sign in to YouTube with your Google account.
- Click on your profile picture and select “Your Channel.”
- Customize your channel name, banner, and profile picture.

3. Content Creation:

- Plan your content. What value will you provide to viewers?
- Invest in good equipment: camera, microphone, and lighting.
- Edit your videos using software like Adobe Premiere Pro, Final Cut Pro, or free options like DaVinci Resolve.

4. SEO Matters:

- Optimize your video titles, descriptions, and tags. Use relevant keywords.
- Engage with your audience through comments and community posts.

5. Monetization:

- Apply for the YouTube Partner Program when you meet the requirements (1,000 subscribers and 4,000 watch hours in the last 12 months).
- Enable monetization for your videos.



5. BECOMING AN INFLUENCER: BUILDING YOUR PERSONAL BRAND

Why Become an Influencer?


Influencers are digital trendsetters. They have the power to sway opinions, inspire action, and build loyal communities. Here's why you might want to become one:

1. Authentic Connection: As an influencer, you connect with your audience on a personal level. Your authenticity resonates.

2. Monetization Opportunities:

- **Sponsored Content:** Brands pay you to promote their products.
- **Affiliate Marketing:** Earn commissions by recommending products.
- **Merchandise:** Create and sell your own branded merchandise.

3. Creative Expression: You get to express your unique voice, style, and passions.



How to Become an Influencer:

1. Choose Your Niche:

- What are you passionate about? Fitness, fashion, travel, beauty, or tech? Pick a niche that aligns with your interests.

2. Create High-Quality Content:

- **Instagram:** Post stunning photos and use relevant hashtags.
- **YouTube:** Share valuable videos—tutorials, vlogs, or reviews.
- **Blogging:** Write engaging articles on your chosen topic.

3. Consistency Matters:

- Regularly update your content. Consistency keeps your audience engaged.

4. Engage with Your Audience:


- Respond to comments, ask questions, and create polls.
- Host live sessions or Q&A sessions.

5. Collaborate with Others:

- Partner with fellow influencers or brands. Collaborations expand your reach.

Tips for Influencer Success

- **Quality Over Quantity:** Focus on creating valuable content rather than chasing follower numbers.
- **Storytelling:** Share your journey, experiences, and behind-the-scenes moments.
- **Visual Aesthetics:** Maintain a consistent visual style across your posts.
- **Be Genuine:** Authenticity builds trust.





6. CRAFTING ONLINE COURSES: YOUR PATH TO EDUCATING AND EARNING

Why Create Online Courses?

Online courses are a fantastic way to share your expertise, educate others, and generate income. Whether you're a seasoned professional or a passionate beginner, creating your own course allows you to:

- 1. Impact Lives:** Help others learn valuable skills, overcome challenges, and achieve their goals.
- 2. Monetize Your Knowledge:** Turn your expertise into a revenue stream. People are willing to pay for quality education.
- 3. Flexible Lifestyle:** Once your course is set up, it can generate passive income while you focus on other aspects of your life.

”



"If you find yourself without a course or unsure where to begin your journey into the digital business world, allow me to introduce you to our transformative *Digital Course with Master Resell Rights (MRR)*.

This groundbreaking course is not only a time-saver but also a comprehensive guide that will equip you with everything you need to kickstart your own digital business and even resell the course itself. Get ready to seize this incredible opportunity to learn, grow, and succeed!"



Welcome TO THE DWA COURSE

- **Course Overview:**
 - **For Beginners:** DWA is designed with beginners in mind. It covers essential topics related to business, marketing, and automation.

DWA is a Digital Marketing course that will teach you how to run a digital marketing business from scratch as a complete beginner.

It also will teach you how to set up your systems to have a business running on auto, how to do affiliate marketing, how to brand yourself and launch your business, how to create your own digital products and how to promote “done for you products”, that you didn’t have to create and so much more.

WHAT IS MMRR?

Master Resell Rights, allows you to sell the resell rights of a digital product you have purchased, meaning when you purchase a product that has MRR attached to it, you can now sell it as your own for 100% profit.

READY TO-SELL

Ready-to-Sell Digital Product:

- The DWA course itself is a sellable product! As a reseller, you can earn 100% profit.
- Master Resell Rights (MRR): When you purchase the course, it becomes yours to resell immediately. Your customers pay you directly.

What You'll Learn with DWA:

- **Business Foundation:**
Understand the basics of successful entrepreneurship.
Set up systems and products for sustainable growth.
- **Creating Sales Funnels:**
Learn to set up simple sales funnels.
Optimize existing businesses or launch new ones.
- **Business Automation:**
Automate your business with powerful follow-up campaigns.
Maximize sales while your business runs on autopilot.
- **Email Marketing:**
Create effective email campaigns that engage and convert.
Design, personalize, automate, and analyze for effectiveness.
- **Blogging for Success:**
Craft captivating blog content that performs well in search engines.
Drive traffic to your page and build your brand.

READY TO-SELL

DWA

Ad

- **Affiliate Marketing:**
 - Add additional income streams to your digital marketing business.
 - Turn affiliate marketing into passive income.
- **Content Strategy:**
 - Market your business or product across various social media platforms.
 - Define your target audience and create high-converting content.
- **Branding Momentum:**
 - Develop a strong branding strategy.
 - Build your personal brand and reputation across multiple channels.
- **DIY Digital Products:**
 - Learn how to create your own digital courses and products.
 - Unlock the potential of sharing your knowledge.

Testimonials:

- DWA has empowered countless individuals to kickstart their digital marketing journey and achieve financial independence.

7. BLOGGING FOR BUCKS: MONETIZING YOUR WORDS AND IDEAS

In today's digital age, blogging has become more than just a platform for self-expression. It has evolved into a lucrative opportunity for individuals to monetize their words and ideas. Whether you're a passionate writer or an expert in a particular niche, blogging offers a pathway to financial success and creative fulfillment.

Understanding the Basics of Blog Monetization:

1. Choosing the Right Blogging Platform:

- Select the right platform for your blog. Popular choices include WordPress, Blogger, and Squarespace. Consider factors like ease of use, scalability, and available monetization plugins.

2. Defining Your Target Audience:

- Understand your audience's needs, interests, and pain points.
- Conduct market research and engage with your readers to gain valuable insights.



3. Creating High-Quality Content:

- Content is the cornerstone of any successful blog.
- Focus on producing high-quality, informative, and engaging posts that resonate with your target audience.

Building a Solid Foundation for Monetization

1. Growing Your Blog's Traffic:

- Implement search engine optimization (SEO) techniques to improve your blog's visibility on search engines.
- Promote your content through social media channels, guest posting, and collaborations with other bloggers.

2. Engaging and Retaining Your Audience:

- Encourage audience engagement by responding to comments, conducting polls, and asking for feedback.
- Offer valuable incentives, such as exclusive content or giveaways.

3. Leveraging Social Media Platforms:

- Establish a strong presence on platforms like Facebook, Twitter, Instagram, and LinkedIn.
- Connect with your audience and effectively promote your blog content.



Monetization Strategies

1. Google AdSense:

- Display relevant targeted ads on your blog.
- Earn income by posting about your passion.

2. Affiliate Marketing:

- Recommend products or services through affiliate links.
- Earn commissions when readers make purchases.

3. Sponsored Content:

- Collaborate with brands for sponsored posts.
- Ensure transparency by disclosing sponsored content.

4. Sell Digital Products:

- Create and sell ebooks, online courses, or other digital products related to your niche.





8.FREELANCING: YOUR PATH TO INDEPENDENCE

Freelancing has become a popular form of self-employment in recent years. It offers individuals the flexibility to work on different projects for various clients, set their own schedules and rates, and work from anywhere.

Tips for Freelancing Success

1. Define Your Expertise:

- Understand your strengths and the services you can offer.
- Specialize in a niche to stand out in a competitive market.

2. Build Your Portfolio:

- Showcase your best work.
- Include samples that demonstrate your skills and expertise.



3. Network and Find Clients:

- **Leverage social media platforms, attend industry events, and connect with potential clients.**
- **Use platforms like Upwork, Freelancer, or LinkedIn to find freelance opportunities.**

4. Set Your Rates Wisely:

- **Research industry standards and consider your experience.**
- **Be transparent with clients about your pricing.**

5. Deliver Exceptional Work:

- **Meet deadlines and exceed client expectations.**
- **Build a reputation for reliability and quality.**





USEFUL FREELANCING TOOLS

1. Trello:

- Organize your projects, tasks, and deadlines.
- Collaborate with clients and track progress.

2. Wave:

- Manage your finances, invoices, and expenses.
- Stay on top of your freelance business finances.

3. Grammarly:

- Ensure error-free communication with clients.
- Improve your writing and enhance professionalism.

4. Calendly:

- Schedule meetings and calls efficiently.
- Avoid scheduling conflicts.


Remember, freelancing offers freedom and flexibility, but it also requires discipline and dedication. Use these tips and tools to build a successful freelancing career! 🌟👜🌟.

9. APP DEVELOPMENT: CODE YOUR WAY TO SUCCESS

WHY CONSIDER APP DEVELOPMENT?

Mobile apps have become an integral part of our lives. Whether you want to solve a specific problem, entertain, or provide value, creating an app opens up exciting possibilities. Here's why you should explore app development:

1. **Massive User Base:** Billions of smartphone users worldwide.
2. **Monetization Opportunities:**
 - **In-App Ads:** Display ads within your app.
 - **In-App Purchases:** Offer premium features or content.
 - **Subscriptions:** Charge users on a recurring basis.
3. **Creative Expression:** Design and functionality are in your hands.



NEW
APP

NEW MEMBERSHIP

SIGN UP TO OUR NEW MEMBERSHIP

SIGN UP TO OUR NEW MEMBERS

HOW TO GET STARTED:

1. Choose Your Platform:

- **iOS (Apple):** Develop apps for iPhones and iPads using Swift or Objective-C.
- **Android (Google):** Use Java or Kotlin to create apps for Android devices.

2. Learn the Basics:

- **Online Courses:** Platforms like Udacity, Coursera, and edX offer app development courses.
- **YouTube Tutorials:** Find step-by-step guides for beginners.

3. IDE (Integrated Development Environment):

- **Xcode (for iOS):** Apple's official IDE.
- **Android Studio (for Android):** Google's recommended IDE.

4. Start Small:

- **Build a simple app**—a to-do list, a weather app, or a calculator.
- **Learn about UI/UX design, user flows, and testing.**

5. Publish Your App:

- **App Store (iOS):** Follow Apple's guidelines for app submission.
- **Google Play Store (Android):** Ensure compliance with Google's policies.



NEW APP

NEW APP

NEW APP

NEW APP

TOOLS AND RESOURCES

01

FIREBASE:

- Google's platform for app development.
- Includes authentication, real-time databases, cloud storage, and more.

02

REACT NATIVE:

- Allows you to build cross-platform apps using JavaScript.
- Write once, deploy on both iOS and Android.

03

FLUTTER:

- Developed by Google.
- Create beautiful native apps with a single codebase.

04

APPY PIE:

- No coding required.
- Drag-and-drop interface for app creation.

05

STACK OVERFLOW:

- A community of developers where you can ask questions and find solutions.

10 STOCK PHOTOGRAPHY: ELEVATE YOUR VISUALS



smile

"click = click"



WHAT IS STOCK PHOTOGRAPHY?

- Stock photos are professionally captured images available for licensing.
- They cover a wide range of subjects, from nature and travel to business and lifestyle.
- Stock photos are used by designers, marketers, bloggers, and businesses to enhance their visual content.

WHY USE STOCK PHOTOS?

1. **InTime-Saving:** Instantly access high-quality visuals without the need for a photoshoot.
2. **Cost-Effective:** Stock photos are more affordable than hiring a photographer.
3. **Versatility:** Find images for various themes, moods, and concepts.
4. **Consistency:** Maintain a cohesive look across your brand or blog.

TIPS FOR USING STOCK PHOTOS EFFECTIVELY



CHOOSE RELEVANT IMAGES:

- Align the photo with your content's message.
- Consider the emotions and story you want to convey.




CHECK LICENSING TERMS:

- Understand the licensing options (e.g., royalty-free, rights-managed).
- Respect copyright rules and usage restrictions.



EDIT THOUGHTFULLY:

- Customize stock photos to match your brand.
- Adjust colors, crop, and add text overlays if needed.



Remember, the right stock photo can evoke emotions, tell a story, and enhance your overall message. Happy visual storytelling!

TOP STOCK PHOTO WEBSITES



01

UNSPASH:

- Offers a vast collection of high-resolution images.
- Free to use for personal and commercial projects

02

PEXELS:

- Curates high-quality photos and videos.
- Free for commercial use without attribution.

03

SHUTTERSTOCK:

- A comprehensive platform with millions of images.
- Paid subscription model for access to premium content.

04

ADOBE STOCK:

- Integrated with Adobe Creative Cloud.
- Access high-quality images directly in your design software.

CONGRATULATIONS!

You did it

- You've reached the final chapter of our e-guide, "10 Irresistible Ideas to Earn Money Online."

TAKE ACTION NOW!

1. As you've explored each chapter, you've gained valuable insights, practical tips, and powerful tools. But knowledge alone won't change your life—it's action that does. So, here's your call to action:
2. **Choose Your Path:** Reflect on the methods that resonate with you. Are you drawn to affiliate marketing, blogging, or perhaps creating your own digital products? Trust your instincts.
3. **Set Goals:** Define what success looks like for you. Is it financial independence, creative fulfillment, or the freedom to work from anywhere? Write it down.
4. **Implement:** Don't wait for the perfect moment. Start today. Whether it's launching your blog, creating your first ebook, or reaching out to potential clients, take that step.

USEFUL LINKS

01

SYSTEME.IO

- **Sales Funnel Creation:** Systeme.io helps marketers create and manage sales funnels, including landing pages, opt-in forms, and upsell offers.
- **Email Marketing Automation:** The platform offers email automation tools for creating sequences, segmenting lists, and sending targeted campaigns.
- **Membership Site Management:** Marketers can easily create and manage membership sites or online courses, including content protection and payment handling.

02

STAN STORRE

Stan Store is an online marketplace offering a curated selection of digital marketing courses, affiliate marketing resources, and master resell rights products. Designed for mothers and women seeking to generate income from home, Stan Store provides valuable educational content and opportunities for aspiring digital entrepreneurs.

03

STRIPE

Stripe is an online payment processing platform that allows businesses to accept payments over the internet. It provides a simple and secure way for merchants to handle transactions, manage subscriptions, and handle invoicing. With its user-friendly interface and robust features, Stripe streamlines the payment process for businesses of all sizes, making it easier to manage their finances and grow their online presence.

Thank you

FOR READING

**STAY CONSISTENT
IN YOUR OWN
JOURNEY
AND CELEBRATE
YOUR SUCCESS**



YENNY IANNACITO
*DIGITAL
ENTREPRENEUR*

YENNY DIGITAL