



FREE  
GUIDE

# 25

# AI-POWERED DIGITAL PRODUCT IDEAS FOR BEGINNERS

HELPING WOMEN TURN IDEAS INTO

SIMPLE DIGITAL INCOME STREAMS.

SIMPLE ONLINE **PRODUCT IDEAS** YOU  
CAN CREATE WITH AI, CANVA AND  
**BEGINNER-FRIENDLY** TOOLS. EVEN IF  
YOU'RE STARTING **FROM ZERO**.

CREATED BY HER MONEY HUSTLE

**HER**  
— MONEY HUSTLE —

WELCOME, DIGITAL DREAMER

WELCOME, DIGITAL DREAMER

WELCOME, DIGITAL DREAMER

WELCO

*Welcome,*

# DIGITAL DREAMER

You do not need to be an expert to create your **first digital product**.

You do not need a huge audience.

You do not need advanced design skills.

You do not need to have everything figured out.

WELCOME, DIGITAL DREAMER

WELCOME, DIGITAL DREAMER

WELCOME, DIGITAL DREAMER

You need one clear idea, one simple problem to solve and a practical way to turn your knowledge into something useful.

## **That is where AI can help.**

AI can help you brainstorm, organise, write, simplify and create faster. Tools like Canva, Google Docs, Google Sheets and simple funnel platforms can help you turn those ideas into real digital products people can download, use and buy.

This guide gives you **25 beginner-friendly digital product ideas** you can start with.

Use it to choose your first idea, keep things simple and take action instead of overthinking.

DREAMER

WELCOME, DIGITAL DREAMER

WELCOME, DIGITAL DREAMER

WELCOME, DIGITAL DR

# How to USE THIS GUIDE

Do not try to create all 25 ideas.

That is not the goal.

The goal is to choose **one simple idea** and start there.

As you read through this guide, ask yourself:

01

## WHO COULD THIS HELP?

Think about a specific person, not "everyone".

02

## WHAT PROBLEM DOES IT SOLVE?

The best digital products make something easier, faster or clearer.

03

## CAN I CREATE A SIMPLE VERSION OF THIS?

Your first product does not need to be huge. It needs to be useful.

04

## CAN AI HELP ME CREATE IT FASTER?

Use AI for ideas, structure, writing, prompts, checklists and examples.

05

## CAN I DESIGN OR ORGANISE IT WITH A SIMPLE TOOL?

Use Canva, Google Docs, Google Sheets or another beginner-friendly tool.

Start small.

Finish one thing.

Learn from the process.

That is how momentum starts.

# BEFORE YOU CHOOSE YOUR FIRST IDEA

Use this quick checklist before creating anything.

Choose an idea that is:



## **SIMPLE TO EXPLAIN**

If you cannot explain it in one sentence, it may be too broad.



## **EASY TO CREATE**

Start with a checklist, mini guide, planner, workbook or template.



## **USEFUL FOR A CLEAR PERSON**

A product for “everyone” is usually too vague.



## **CONNECTED TO A REAL PROBLEM**

People pay for help with problems they care about.



## **EASY TO PROMOTE**

If the topic works as a blog post, Pinterest pin, reel or email, it is a good sign.




## **BEGINNER-FRIENDLY RULE:**

Your first digital product should help one person solve one small problem.

Not ten problems.

Not an entire life transformation.

One clear problem.



INSPIRATION

STAY CONSISTENT  
IN YOUR OWN



*growing* JOURNEY



AND CELEBRATE

YOUR *success.*

INSPIRATION

# 01 DIGITAL PRODUCT IDEA WORKBOOK

## What it is:

A workbook that helps beginners choose their first digital product idea.

## Best for:

People who feel overwhelmed and do not know what to create first.

## AI can help you:

Generate questions, examples, exercises and product idea prompts.

## Create it with:

Canva or Google Docs.

## Simple way to sell it:

As a low-ticket workbook or as a free lead magnet.

## Difficulty:

Easy



# 02 WEEKLY CONTENT PLANNER

## What it is:

A simple planner that helps creators organise their weekly content.

## Best for:

Beginners, small business owners, bloggers and content creators.

## AI can help you:

Create content prompts, caption ideas and weekly planning sections.

## Create it with:

Canva, Google Docs or Google Sheets.

## Simple way to sell it:

As a printable planner, digital PDF or editable Canva template.

## Difficulty:

Easy



## 03 AI PROMPT PACK

### What it is:

A collection of prompts that help people complete a specific task faster.

### Best for:

Beginners who want ready-to-use AI help without writing prompts from scratch.

### AI can help you:

Generate, improve and organise prompts by category.

### Create it with:

Google Docs, Canva or Notion.

### Simple way to sell it:

As a downloadable PDF or prompt library.

### Difficulty:

Easy



## 04 MINI EBOOK

### What it is:

A short guide that teaches one specific topic.

### Best for:

Beginners who want to teach something they already know.

### AI can help you:

Create the outline, chapter ideas, examples and simplified explanations.

### Create it with:

Canva or Google Docs.

### Simple way to sell it:

As a low-ticket ebook or bonus inside a bundle.

### Difficulty:

Easy to medium



## 05 CHECKLIST BUNDLE

### What it is:

A set of simple checklists that help people complete a task step by step.

### Best for:

Busy people who want quick, practical guidance.

### AI can help you:

Break a process into small action steps.

### Create it with:

Canva, Google Docs or Google Sheets.

### Simple way to sell it:

As a printable checklist pack or digital download.

### Difficulty:

Easy



## 06 SOCIAL MEDIA CAPTION PACK

### What it is:

A ready-to-use collection of captions for social media.

### Best for:

Creators, entrepreneurs and small business owners who struggle with what to post.

### AI can help you:

Write caption drafts, hooks, CTAs and content angles.

### Create it with:

Google Docs or Canva.

### Simple way to sell it:

As a caption PDF, niche-specific bundle or monthly content pack.

### Difficulty:

Easy to medium



## 07

# PINTEREST PIN TEMPLATE PACK

### What it is:

A set of editable Pinterest pin templates.

### Best for:

Bloggers, digital product sellers and online business owners.

### AI can help you:

Create pin titles, descriptions and content ideas.

### Create it with:

Canva.

### Simple way to sell it:

As editable Canva templates.

### Difficulty:

Medium



## 08

# BUDGET PLANNER

### What it is:

A planner that helps people track income, expenses and financial goals.

### Best for:

Beginners who want to feel more organised with money.

### AI can help you:

Create budget categories, instructions and savings prompts.

### Create it with:

Google Sheets or Canva.

### Simple way to sell it:

As a printable planner, spreadsheet template or finance bundle.

### Difficulty:

Medium



## 09 HABIT TRACKER

### What it is:

A tracker that helps people build and monitor daily habits.

### Best for:

Personal development, wellness, productivity and lifestyle audiences.

### AI can help you:

Suggest habit categories, motivational prompts and usage instructions.

### Create it with:

Canva or Google Sheets.

### Simple way to sell it:

As a printable tracker or digital planner page.

### Difficulty:

Easy



## 10 BEGINNER BUSINESS PLANNER

### What it is:

A simple planner for people starting an online business.

### Best for:

Beginners who need clarity around goals, offers, audience and content.

### AI can help you:

Create planning questions, business prompts and simple strategy sections.

### Create it with:

Canva or Google Docs.

### Simple way to sell it:

As a workbook, planner or starter kit.

### Difficulty:

Medium



# 11

## LEAD MAGNET TEMPLATE

### What it is:

A template that helps someone create their own freebie to grow an email list.

### Best for:

New online business owners, coaches, creators and bloggers.

### AI can help you:

Generate lead magnet ideas, outline sections and CTA copy.

### Create it with:

Canva or Google Docs.

### Simple way to sell it:

As an editable template or part of a funnel starter pack.

### Difficulty:

Medium



# 12

## EMAIL WELCOME SEQUENCE TEMPLATE

### What it is:

A set of beginner-friendly email templates for new subscribers.

### Best for:

People building an email list for the first time.

### AI can help you:

Draft email subject lines, preheaders, email body copy and CTAs.

### Create it with:

Google Docs or Canva.

### Simple way to sell it:

As an email template pack or bonus with a lead magnet kit.

### Difficulty:

Medium



## 13 BLOG POST PLANNER

### What it is:

A planner that helps bloggers organise keywords, outlines, titles and CTAs.

### Best for:

Bloggers and content creators who want more structure.

### AI can help you:

Create blog ideas, outlines, SEO titles and meta descriptions.

### Create it with:

Google Sheets, Google Docs or Canva.

### Simple way to sell it:

As a content planning template or blogging starter tool.

### Difficulty:

Easy to medium



## 14 PRODUCT LAUNCH CHECKLIST

### What it is:

A step-by-step checklist for launching a simple digital product.

### Best for:

Beginners who want to launch without forgetting important steps.

### AI can help you:

Organise the launch process into phases and tasks.

### Create it with:

Canva, Google Docs or Google Sheets.

### Simple way to sell it:

As a launch checklist, workbook or part of a starter kit.

### Difficulty:

Easy



## 15 NICHE DISCOVERY WORKBOOK

### What it is:

A workbook that helps people choose a niche for their online business.

### Best for:

Beginners who feel stuck choosing a direction.

### AI can help you:

Create reflection questions, niche examples and validation prompts.

### Create it with:

Canva or Google Docs.

### Simple way to sell it:

As a workbook or first step in a digital business toolkit.

### Difficulty:

Easy



## 16 CANVA TEMPLATE STARTER PACK

### What it is:

A small collection of editable Canva templates for one specific purpose.

### Best for:

Small business owners, creators, bloggers or digital product sellers.

### AI can help you:

Generate template ideas, layout suggestions and text placeholders.

### Create it with:

Canva.

### Simple way to sell it:

As an editable Canva template bundle.

### Difficulty:

Medium



# 17

## BRAND KIT TEMPLATE

### What it is:

A template that helps people organise their brand colours, fonts, logos and visual style.

### Best for:

New entrepreneurs and creators building their first brand.

### AI can help you:

Create brand personality prompts, colour suggestions and positioning questions.

### Create it with:

Canva.

### Simple way to sell it:

As a brand kit template or mini branding workbook.

### Difficulty:

Medium



# 18

## CLIENT ONBOARDING CHECKLIST

### What it is:

A checklist that helps service providers onboard new clients smoothly.

### Best for:

Virtual assistants, freelancers, consultants and service-based businesses.

### AI can help you:

Create onboarding steps, email templates and client questions.

### Create it with:

Google Docs, Canva or Google Forms.

### Simple way to sell it:

As a checklist, template pack or client workflow kit.

### Difficulty:

Easy to medium



# 19

# CONTENT REPURPOSING PLANNER

## What it is:

A planner that helps people turn one piece of content into multiple posts.

## Best for:

Creators who want to save time and stay consistent online.

## AI can help you:

Turn one blog post, video or idea into captions, emails, pins and reels.

## Create it with:

Canva, Google Sheets or Google Docs.

## Simple way to sell it:

As a content planner, workflow template or creator productivity tool.

## Difficulty:

Medium



# 20

# DIGITAL JOURNAL

## What it is:

A guided journal with prompts around one specific goal or theme.

## Best for:

Personal development, mindset, productivity, wellness or business audiences.

## AI can help you:

Generate journal prompts, reflection questions and weekly themes.

## Create it with:

Canva or Google Docs.

## Simple way to sell it:

As a printable journal or digital PDF.

## Difficulty:

Easy



# 21

# MINI COURSE WORKBOOK

## What it is:

A workbook that supports a short course or training.

## Best for:

Educators, coaches, creators and beginners who want to package their knowledge.

## AI can help you:

Create lesson summaries, exercises, reflection questions and action steps.

## Create it with:

Canva or Google Docs.

## Simple way to sell it:

As a course bonus, standalone workbook or part of a mini course.

## Difficulty:

Medium



# 22

# DIGITAL PRODUCT VALIDATION SHEET

## What it is:

A simple worksheet that helps people check if their product idea makes sense before creating it.

## Best for:

Beginners who do not want to waste time creating the wrong thing.

## AI can help you:

Create validation questions, audience research prompts and scoring systems.

## Create it with:

Google Sheets, Canva or Google Docs.

## Simple way to sell it:

As a worksheet, workbook or bonus inside a digital product starter kit.

## Difficulty:

Easy



## 23

# SIMPLE FUNNEL CHECKLIST

### What it is:

A checklist that helps beginners set up a basic online funnel.

### Best for:

People creating a lead magnet, email list or low-ticket offer.

### AI can help you:

Create page copy, email ideas, CTA options and funnel steps.

### Create it with:

Canva, Google Docs or [Systeme.io](#).

### Simple way to sell it:

As a funnel checklist, setup guide or template bundle.

### Difficulty:

Medium



## 24

# ONLINE BUSINESS ROADMAP

### What it is:

A simple roadmap that shows beginners what to do first, second and third.

### Best for:

People who feel overwhelmed by online business advice.

### AI can help you:

Organise the steps into a clear beginner-friendly path.

### Create it with:

Canva or Google Docs.

### Simple way to sell it:

As a roadmap PDF, planner or visual guide.

### Difficulty:

Easy



**25**

# 7-DAY DIGITAL PRODUCT CHALLENGE

## What it is:

A short challenge that helps someone create a simple digital product in one week.

## Best for:

Beginners who need structure, motivation and daily action steps.

## AI can help you:

Create daily tasks, prompts, examples and accountability questions.

## Create it with:

Canva, Google Docs or email sequence.

## Simple way to sell it:

As a mini challenge, email challenge or low-ticket starter product.

## Difficulty:

Medium



# *How to* **CHOOSE THE BEST IDEA FOR YOU**

Still unsure where to start?

Use this simple decision filter.

Choose the idea that feels:

## **EASY ENOUGH TO FINISH**

Do not choose the most complicated idea first. Choose the one you can actually complete.

## **USEFUL FOR A CLEAR AUDIENCE**

Pick an idea that helps a specific type of person.

## **CONNECTED TO SOMETHING YOU UNDERSTAND**

You do not need to be an expert, but you should understand the problem.

## **SIMPLE TO DESIGN**

If you can create it as a PDF, checklist, planner, template or workbook, it is a good beginner option.

## **EASY TO PROMOTE**

If you can create blog posts, Pinterest pins or reels around the topic, it has content potential.

# Beginner SHORTCUT



## CHECKLIST

Fastest to create.



## MINI GUIDE

Best for teaching one clear topic.




## PLANNER

Great for organisation and productivity topics.



## WORKBOOK

Great for helping people think, plan or take action.



## TEMPLATE

Great when people want to save time.

Your first product does not need to be your final business model.

**It only needs to get you started.**

*Simple*

# CREATION ROADMAP

## YOUR SIMPLE AI-POWERED CREATION ROADMAP

Here is a beginner-friendly path you can follow.

STEP

01

### PICK ONE IDEA

Choose one product idea from this guide.

Do not overthink it. Pick the one that feels useful, realistic and simple enough to finish.

STEP

02

### DEFINE THE AUDIENCE

Write one sentence: **This product helps [type of person] to [specific result].**

Example: **This planner helps beginner entrepreneurs organise their weekly content with less stress.**

STEP

03

### USE AI TO CREATE THE STRUCTURE

Ask AI to help you outline the product.

**Use this prompt:** "Create a simple outline for a beginner-friendly digital product called [product name]. The target audience is [target audience]. Include sections, page ideas and practical prompts."

STEP

04

### CREATE THE PRODUCT

Use Canva, Google Docs, Google Sheets or another simple tool to build the first version.

Keep it clean.

Keep it useful.

Keep it beginner-friendly.

STEP

05

### SHARE IT

Promote your product through Pinterest, blog content, email, social media or your own website.

**A product only becomes a business when people can find it.**

# 5 AI PROMPTS TO HELP YOU START TODAY

## 01 PRODUCT IDEAS

"Give me 20 simple digital product ideas for beginners in the niche of [your niche]. The ideas should be easy to create, useful for the audience and suitable for a low-ticket digital product."

## 02 PRODUCT OUTLINE

"Create a beginner-friendly outline for a digital product called [product name]. Include sections, page ideas and simple instructions for each page."

## 03 AUDIENCE CLARITY

"Help me define the target audience for a digital product about [topic]. Include their main problems, goals and what they would want from this product."

## 04 PRODUCT DESCRIPTION

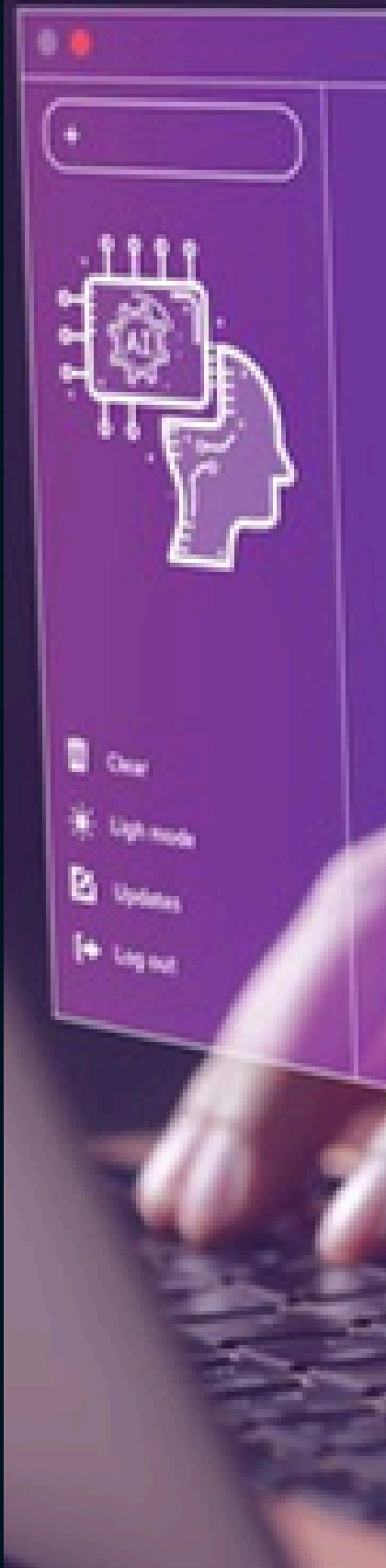
"Write a clear product description for [product name]. Include who it is for, what problem it solves, what is included and why it helps."

## 05 PROMOTION IDEAS

"Give me 10 Pinterest pin ideas, 10 Instagram post ideas and 5 email ideas to promote a digital product about [topic]."

Use AI as your assistant, not as your excuse to keep planning forever.

**The goal is action.**



# Ready to TURN ONE IDEA INTO YOUR FIRST DIGITAL PRODUCT?

You now have 25 AI-powered digital product ideas.

That is a strong start.

But here is the truth:

Ideas do not create income by themselves.

Execution does.

The next step is choosing one idea, shaping it into a clear offer, creating the first version and preparing it to launch.

It is a beginner-friendly starter system designed to help you move from:

**"I have no idea where to start" to**

**"I know what to create, who it is for and what to do next."**

Inside [Digital Boss Starter](#), you'll get simple guidance to help you:

- Choose a clear product direction
- Understand who your product is for
- Validate your idea before wasting time
- Plan your first digital product step by step
- Use AI prompts to create faster
- Organise your launch actions
- Stop overthinking and start building

This is for you if you want a simple next step after this guide.

Not more random ideas.

Not more information overload.

A clearer path to your first digital product.

**BUILD MY FIRST DIGITAL PRODUCT**

with *Digital Boss Starter*

only \$7

BEGINNER  
FRIENDLY

INSPIRATION

**STAY FOCUSED  
ON YOUR OWN**   
*unique* **JOURNEY**  
 **AND CELEBRATE**  
**YOUR** *progress.*

INSPIRATION

# *Your First* **DIGITAL PRODUCT STARTS WITH ONE DECISION**

Do not wait until everything feels perfect.

Start with one idea.

Create a simple version.

Share it with the right people.

Improve as you learn.

That is how online income begins.

Not with perfection.

With action.

You now have 25 possible starting points.

Choose one.

Build the first version.

Let it become your first step into digital business.

**Stay connected:**



**@her\_money\_hustle**



**www.hermoneyhustle.com**

**HER**

— MONEY HUSTLE —

*Building Dreams, One Hustle at a Time*