



Les Belles Adresses *Mauritius*



The Ultimate Guide to Living Your Dream Trip by @anais.arathni



EVERYTHING YOU NEED TO KNOW BEFORE YOU LEAVE

- ✓ **The guide with all the best addresses on the island** (from must-sees to hidden gems)
- ✓ **My personal contacts** offering the best value for money, to avoid tourist traps
- ✓ **My tips for saving money** and making the most of your trip
- ✓ **By a French woman** who has lived there for over 5 years!



Practical information &
logistics



The best places, personally
tested by me



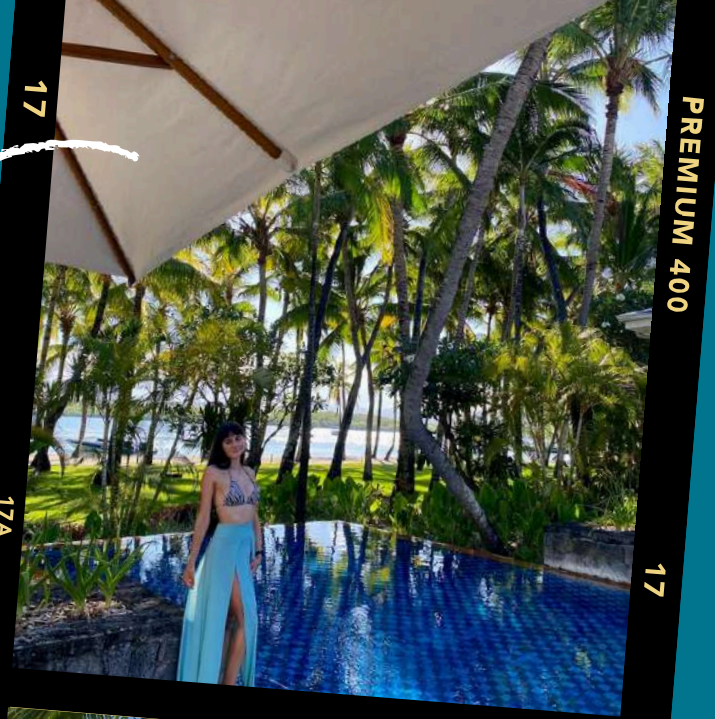
For unforgettable
memories !



With Andis

My boyfriend Alexandre and I fell in love with Mauritius during a stay there and managed to make our dream of living there a reality at the end of 2020!

Today, it is with great pleasure and passion that I share all my experience with you, to help you live your dream trip to Mauritius and keep unforgettable memories!



INTRODUCTION



Mauritius is a small island in the Indian Ocean that was formed approximately 8 million years ago from underwater volcanic activity. It is part of a group of islands called the Mascarene Islands, which also includes Réunion and Rodrigues.

Mauritius is an African country that gained its independence on March 12, 1968. It has a rich cultural mix, and it is in this little paradise that I have been living for almost 3 years with my partner!



In this guide, I've decided to share my love for this island, what I've discovered here, and the people I've met over the past five years! Being lucky enough to work online and manage my own hours has given me the time to explore the island in depth. I'm sharing my personal contacts and the experiences I've gained living here to ensure you have an unforgettable stay filled with quality experiences. ❤️





WHAT TO EXPECT?

When planning a holiday on an island, there is often a fear of getting bored, finding the place too small, and quickly seeing everything there is to see...

If that's you, let me tell you, you're in for a surprise! Mauritius is a vibrant island, rich in activities and experiences. Every part of the island's coastline is interesting and has its own unique character.

After almost 4 years of living there, I still haven't seen everything!

There are a multitude of different activities: boat trips, diving, dozens of hikes, waterfalls, locally practiced sports, aerial activities, hotels, restaurants, historical sites and much more!

Trust me, you won't be bored, especially if you follow my recommendations and addresses. I wish you a wonderful discovery of this little paradise, happy reading, and above all, happy travels! :)





SUMMARY

1. Frequently Asked Questions

- Map of the island and main places to know
- Logistics point of your trip
- What is the best time to go?
- How to interpret the weather?
- Where to stay?
- Which means of transport should I choose?
- Which phone plan should I choose?
- Should you exchange your euros for rupees?
- The essentials to pack in your suitcase!
- The 7 mistakes most tourists make
- The dangers of Mauritius

2. Local Life & Culture

- Local life
- Local culture
- Local culinary specialties
- Historical monuments
- The holidays in Mauritius

3. My favorite places

- My 5 favorite restaurants (€€€)
- My 5 favorite restaurants (€€)
- My 5 favorite local restaurants (€)
- Clubs & Dance Bars for the Evening
- My 5 Favorite Beaches
- Top 5 Hikes on the Island
- Snorkeling and diving: my 5 favorite spots
- Diving Clubs
- The 5 most famous surfing & kitesurfing spots
- My Favorite Hotels: 5 stars
- My Favorite Hotels: 3 & 4 stars
- 100% Locally-Focused Souvenir Shops
- Panoramas & viewpoints on the island


4. The 9 days of unmissable activities

- Discovering the Northern Islands
- Encounter with dolphins and whales
- Excursion to the Southeast Lagoon
- Excursion into the heart of the island
- Flight over the Western Lagoon
- A day exploring the wild south of the island
- A day exploring the Southeast
- A day exploring the North of the island
- A day exploring the Southwest

5. BONUS: The best photo spots



I. FREQUENTLY ASKED QUESTIONS



- Map of the island and main places to know
- Logistics point of your trip
- What is the best time to go?
- How to interpret the weather?
- Where to stay?
- Which means of transport should I choose?
- Which phone plan should I choose?
- Should I exchange my euros for rupees before coming?
- The essentials to pack in your suitcase!
- The 7 mistakes most tourists make
- The dangers of Mauritius



MAP OF THE ISLAND AND MAIN LANDMARKS

The North is the most developed but also the sunniest part of the island. The beaches are paradise: white sand and turquoise water!

The centre of the island is less developed, more local and wild, and much rainier!

Port Louis, the capital and its market



The Southwest is the second most developed area of the island; the lagoon is splendid with an incredible view of Le Morne, a UNESCO World Heritage Site.

The Southeast, home to the island's largest lagoon! The climate is generally windier.

In the south, the ocean is wilder, with no lagoon.



LOGISTICS POINT FOR YOUR TRIP

- **First point** : time difference, even if you go to the other side of the world, you won't feel disoriented or jet-lagged:
- **In winter** (in France) there is a 3 hour time difference than in Mauritius. For example, at 5pm in France, it will be 8pm in Mauritius.
- **In summer** (in France) there is a 2-hour time difference than in Mauritius. For example, at 5pm in France it will be 7pm in Mauritius.
- To reach Mauritius, you'll have a **12-hour flight**. I highly recommend choosing a night flight so the time passes more quickly. You generally board in the late afternoon and arrive in the late morning. If you take a daytime flight, you probably won't be able to sleep, and the journey will seem even longer. Another problem with daytime flights is that you'll arrive on the island late in the day, and the sun sets early (6:30-7:00 PM). I don't recommend trying to drive on the left at night after a 12-hour flight!
- **Before you leave, remember to fill out the short entry form for Mauritius, the "All in One Form,"** which is mandatory for customs and health security. You can find it here. ➡ You must also be able to provide your accommodation address and a local phone number (for your hotel).
- Border police may also ask you the reason for your stay. You must also have a return ticket to France. The maximum duration of a tourist visa in Mauritius is 3 months (no action is required; it is issued directly upon arrival).

WHAT IS THE BEST TIME TO GO?



- **Mauritius is a pleasant destination year-round**; the seasons exist but are not as distinct as in France. There are primarily two:
- **The Southern Hemisphere summer**, which extends from November to April, is characterized by hot and humid weather and is also the rainy season. Air temperatures range from 24 to 28°C, while ocean temperatures average between 25 and 28°C.
- **The Southern winter**, which extends from May to October, has a mild and windy climate; it is a drier period but with more wind, the nights are cool as the temperature varies between 16 and 25°C and the ocean temperature between 21 and 26°C.
 - Personally, **I advise against coming during the winter**. You won't be able to fully enjoy the tropical climate because the temperatures will be cool. Swimming won't be ideal either, as the ocean will be rougher and colder with the wind.
 - Ideally, **I advise you to favor the shoulder seasons and avoid the period from late January to February**, as this is the peak of cyclone activity. The best periods are: October - November: the transition between winter and the austral summer, or April - May: the transition between summer and the austral winter.
 - If you come in November, you will have the chance to see the **flamboyant trees blooming** across the island; it is an emblem here that represents the color red in the Mauritian flag!
 - **December and March** are also good times to visit, but there are usually more tourists during these two months. :)



INTERPRETING THE WEATHER

- Don't rely on your phone's weather forecast; **the weather in the islands is very changeable**, so take any prediction with a grain of salt. In fact, during the southern summer (December to April), it's almost useless to rely on it, except in the event of a cyclone.
- I advise you to consult the **Météo France website** for forecasts and to be warned in case of an approaching cyclone: <https://meteofrance.re/fr/cyclone>
- **Going on holiday to an island also means experiencing the tropical climate!** Generally speaking, in the southern summer, the morning is sunny and in the late afternoon, the sky becomes covered with clouds, that's when it can rain.
- **My tip:** The north coast is the sunniest part of the island, around Grand Baie. The weather is often nicer near the coast and on the water than inland.
- Typical summer weather includes temperatures between 25 and 30°C, blue skies with passing clouds, and 10 to 30 minutes of rain per day! In other words, you'll experience almost every type of weather in a single day!
- This is also what makes the island so beautiful and abundant in nature; **without rain there wouldn't be so much life!**



WHERE TO STAY?



- To avoid making multiple trips across the island, **I advise you, if possible, to choose accommodation in the North** (towards Grand Baie) **and/or in the Southwest** (towards Tamarin or le Morne), which are the two most developed and lively areas of the island.
- **I recommend, if possible, that you “split” your trip in two to stay** in two different places: accommodation in the North for the first part of your stay and accommodation further Southwest for the second part.
- This will allow you to group your activities according to location, **saving you travel time and fuel.**
 - The northern part of the island is generally more developed and the south is wilder where it also rains more often.
 - **There’s generally more wind in the east of the island**, and accommodation there is a bit cheaper on average. But it’s also an area where you’ll have less to see, meaning more driving.
 - **There are many hotels on the island:** over 35 five-star hotels, and they are all stunning! There are also plenty of three- and four-star hotels :)
 - **Depending on your budget, you could also consider an Airbnb**, but I recommend requesting a recent video of the property before booking, as photos are often enhanced. Prioritize recently listed accommodations with numerous reviews.



WHICH TRANSPORT SHOULD I CHOOSE?

- **I highly recommend renting a car.** There are few sidewalks on the streets, making them impassable on foot, and the island is quite large. You'll likely want to visit both coastlines, and driving across the island can take up to an hour and a half. I don't recommend the buses, which are old and lack air conditioning, and two-wheeled vehicles aren't very common here.
- **My tip: I recommend using Google Maps, or Waze, to get around the island, sometimes you have to use both :)**
- For about €25-30 per day you can rent a car, remember to specify that you want a car with working air conditioning and an automatic gearbox so as not to add difficulty with reverse driving.
- **I recommend renting your car from a well-known agency** (Sixt, Europcar, etc.) to avoid being stranded without a replacement vehicle if you break down. This will also allow you to pick up the car directly at the airport. Here is the rental company I recommend near the airport: MAUHIRE Mauritius Car Rental / Tel: +230 5768 8168 > <https://mauhire.com> Car models: Hyundai Grand i10, Nissan March, or Kia Picanto.
- **Here you'll find attendants at every gas station,** no need to get out to fill up! However, be mindful of the pumps' opening and closing times. They're all closed at night, so make sure you have gas the night before if you're leaving early the next day for the other side of the island!

WHICH PHONE PLAN SHOULD I CHOOSE?



- **No French operator includes Mauritius in its offers**, remember to remove your SIM card on the plane to avoid extra charges!
- **I recommend you get a prepaid plan when you arrive on the island.** To do this, you need to go to an Emtel store (easily found on the island; it's the main phone operator).
- **My tip:** There's an Emtel shop at the post office in the airport, and you can pre-order a SIM card and your travel package directly through this link so you only have to pick it up when you arrive on the island: <https://www.emtel.com/tourist-pack>
 - **Expect to pay around €10-15 for a package** including calls, texts and several GB of internet for a 30-day validity period.
 - **In Mauritius, many businesses and service providers use WhatsApp**; if you're not already using the app, consider downloading it as it will be very useful there! :)
 - They also offer 7-day passes. Choose the one that best suits the length of your stay. This will be particularly useful for getting around the island using Google Maps.



SHOULD YOU EXCHANGE YOUR EUROS FOR RUPEES?

- The local currency is the Mauritian rupee (RS or MUR). The exchange rate has varied in recent years between 37 and 52 rupees for 1€.
- **For bank cards, exchange fees depend on your bank.** Although generally low, I recommend checking the fees per transaction and withdrawal and negotiating with your bank to lower the exchange fees on your card for the duration of your stay.
- **My tip:** when you're there, pay for your purchases by bank card in rupees and not in euros to get the best possible exchange rate :)
- If you have an online bank like N26, or Revolut, you have no fees, that's what I personally use on a daily basis here.
- **I therefore recommend that you don't bother exchanging your money, but rather pay by bank card locally in rupees** and only withdraw cash for activities that require payment in cash. Of course, if you prefer, you can exchange cash at a currency exchange office in the city where you are staying. :)
- Finally, **be aware that here you will often have a price for locals (residents) and a price for tourists**, don't take it personally, it's often the case.



THE ESSENTIALS TO HAVE IN YOUR SUITCASE



- Several swimsuits
- 2 Bath towels
- Sunglasses
- At least one pair of plastic flip-flops for the boat and the beach
- 1 new tube of sunscreen with SPF 50+ UVA/UVB protection (with ocean protection rating!)
- A beach bag (tote bag type) that you can also use on the boat
- Jelly-style beach shoes to avoid cuts on the coral.
- 1 soothing after-sun lotion ☀️
- At least one cap for the boat and the beach
- 1 raincoat for mornings on the boat
- 1 light cardigan for the evening
- 1 pair of hiking or walking shoes
- 1 mosquito repellent
- A Mauritian to French plug adapter



7 MISTAKES MOST TOURISTS MAKE...


- 1. Buying SPF 30 sunscreen thinking that it will be enough: in Mauritius the UV index is 11 in summer (which is the maximum!) and believe me, you will tan and get sunburned even with an SPF 50+!
- 2. Do not wear a cap when going out on a boat: beware of sunburn on the scalp and heatstroke!
- 3. Take only one bath towel: you'll be in the water often and sometimes it won't have time to dry or be washed; nothing is more unpleasant than having a wet towel in your bag for the entire trip.
- 4. Do not book in advance for a restaurant, hotel, or activity/excursion: in Mauritius, everything requires a reservation! Unfortunately, you risk not being able to go where you want if you haven't booked...
- 5. Don't forget to mention that you want to rent a car with air conditioning and an automatic transmission: getting used to driving on the other side will be a challenge enough!
- 6. Drink tap water! It's safe to drink, but it's not recommended for us (Europeans) to drink it. Buy bottled water; it's fine for brushing your teeth.
- 7. Don't forget to check your fuel level before leaving; gas stations are closed at night all over the island, so make sure you have enough fuel for the next day :)



THE “DANGERS” OF MAURITIUS

- **Cyclones** : If you are unfortunately in the area during a cyclone, you should avoid leaving your accommodation, especially on the day it hits. The government sometimes even imposes lockdowns to prevent accidents. Trees can fall, roads can be damaged or blocked, and water can seep into the ground.
- **Stonefish, coral, and sharp rocks** : Stonefish are present in Mauritius, although much less so than in the past. I recommend avoiding walking barefoot near rocks, also because of the coral and rocks, which can be sharp. I recommend bringing beach shoes, such as jelly shoes.
 - **Ciguatera** : Ciguatera is a toxin that accumulates in reef fish. When ingested in large quantities, it can trigger digestive symptoms that are sometimes dangerous. Therefore, I do not recommend consuming reef fish here, as in all other coral islands.
 - **Water**: The water here isn't really drinkable. As foreigners, I don't recommend drinking tap water. It's fine for washing and brushing your teeth, but bottled water is preferable for drinking.
 - **Dogs**: there are quite a few stray dogs on the island, and they can be dangerous at night when they are in packs.

II. LOCAL LIFE AND CULTURE



- Local life
- Local culture
- Local specialties
- Historical monuments
- The holidays in Mauritius

LOCAL LIFE



- Upon arrival, **in addition to driving on the right, you might be a little surprised by the local driving style.** Mauritians readily overtake, even if a car is coming the other way! Don't panic, they're used to it! Mauritians also often stop on the side of the road (or even in the road itself!) for a few minutes to make a phone call, and sometimes even for no apparent reason.
- **Street lighting is not very developed,** and you can easily find yourself in the dark without any external light (other than your headlights). Avoid setting off too late at night if the journey is long and you don't know the route. The sun rises and sets relatively early compared to summer in France. Life on the island is therefore generally quite lively in the early morning :)
- **Sidewalks are still quite rare in Mauritius,** especially outside of highly developed cities. So be careful when driving, especially of pedestrians and animals.
 - **Tap water is not really drinkable;** locals drink it, but it is recommended to drink bottled water locally.
 - **As on many islands, you'll find a multitude of dogs in the streets** of Mauritius; they are often very friendly and mostly come out in the evening when the temperature cools down. Be careful when driving!
 - The main language on the island is Creole, a derivative of French. I would say that 70% of Mauritians speak French very well, and some also speak English. If you pay attention, you'll see signs in English, French, and Creole in the streets.



LOCAL CULTURE



- Mauritius was discovered by the Portuguese in 1507, occupied by the Dutch until 1710, renamed Isle de France by the King in 1767 before being conquered by the British in 1810. Later, on March 12, 1968, thanks to Sir Seewoosagur Ramgoolam, Mauritius gained its independence.
- **Mauritians are renowned for being extremely kind, welcoming, and caring.** And it's no myth! The island's economy relies heavily on tourism, which is why you'll receive such a warm welcome. The French make up the vast majority of tourists visiting the island. Another highly developed sector is textiles, tea cultivation, and sugarcane production; you'll see entire fields of these crops as you explore the island!
- **The Mauritian population is very diverse,** approximately 70% have Indian origins, the remaining 30% are divided between Asian Mauritians and those known as "white Mauritians".
- **Three main religions are represented on the island** : Hinduism with its temples, Catholicism with its churches, and Islam with its mosques. You will sometimes find all three types of buildings on the same street, and they all coexist!
- **The pace of life on the island is slower compared to France,** especially in our big cities. Take your time, and don't get annoyed if what you want to do takes longer than expected (as a good French person, you can easily get the urge to complain). It's part of the local culture, and don't forget that Mauritius is a developing African country! :)

LOCAL CULINARY SPECIALTIES



- **Ti Punch** : THE local cocktail served with a rum base, lemon juice and cane sugar syrup
- **The roti** : a hot flatbread inspired by Indian cuisine. You can fill this flatbread with various ingredients such as garlic tomatoes, chili peppers, cabbage, etc... you will easily find it in the streets of the island.
- **Fried noodles** : Chinese-inspired stir-fried noodles with soy sauce, chives, stir-fried vegetables (cabbage, carrots, chili...), with chicken, pieces of omelet, or shrimp.
 - **Dholl purri** : a yellow, salty split pea pancake. It's usually filled with tomato chutney (love apple chutney), black-eyed peas (coconut curry), or rougaille (a spicy tomato-based relish). Again, it's easy to find in the streets; Mauritians often queue up at lunchtime in front of the best street food stalls! :)
 - **Briani** : the royal dish of Mauritian Muslims, spiced with rice, chicken or beef and fresh herbs.
 - **Chili cake** : small, round, fried cakes with chili pepper, very tasty!
 - **Bananas flambée** with rum and cane sugar, Salted ocean pineapple: a pineapple cut into lace and soaked in the ocean to give it a slightly salty taste & Fresh coconut to enjoy on the beach!



HISTORICAL SITES


- **Port Louis is the capital of Mauritius**, located in the northwest, and is home to the island's only port! The capital was founded by the French governor Mahé de Labourdonnais in 1735. At the typical Port Louis Market, you can find meat, local fruits and vegetables, spices, clothing, and a wide variety of handcrafted goods. A word of caution for those with sensitive stomachs: beware of the meat and fish!
- **The Temple of the Sacred Lake of Beau Bassin** : this is the main place of worship for the Hindu religion in Mauritius. The temple is located on the edge of the lake and is surrounded by immense statues of deities.
- **Our Lady Help of Christians of Cap Malheureux** : certainly the most emblematic place on the island with its postcard setting and an unobstructed view of Coin de Mire Island! The name Cap Malheureux was given following the invasion of the English who seized the island in 1810.
- **Domaine des Aubineaux** : a 746m² English colonial house, built in 1872 using salvaged ship timbers. The estate is open to visitors every day from 9am to 5pm, including Sundays, and you can even have a meal there :)
- **Château de Labourdonnais** : Built in 1856 in homage to Mahé de Labourdonnais, the château was inhabited for 150 years by a Mauritian family. It is located in the heart of a park that you can also visit. I recommend the restaurant "La Table du Château," also on the premises, which offers refined gourmet cuisine inspired by the estate's produce.

LOCAL FESTIVALS



- Mauritius has a rich cultural mix which allows it to have a **calendar full of cultural events and traditions!**
- **Maha Shivaratri, or “The Great Night of Shiva”**: the new moon marks the end of 10 days of daily prayers and abstinence (from meat, alcohol, and sexual relations). Pilgrims dressed in white walk to the Great Basin Temple. The festival concludes with a long night of prayer in honor of Shiva.
- **Diwali** (between late October and early November): is a festival that celebrates the victory of good over evil; it represents a new beginning. In the evening, houses are decorated with colorful garlands and thousands of candles illuminate the streets.
 - **The Spring Festival in Mauritius coincides with Chinese New Year** ; the exact date is yet to be determined. This festival is primarily celebrated by the Chinese community and features fireworks, dragon decorations, red lanterns, and dancing.
 - **International Kréol Festival (in November)** : showcases Creole culture in Mauritius through séga concerts with local artists, traditional dancers, local culinary dishes and the famous regattas characteristic of the island!
 - **Independence Day** : Every March 12th, Mauritius celebrates its independence day across the island, represented by a multitude of Mauritian flags in the streets and on cars – it’s the equivalent of our national holiday! :)

III. MY RECOMMENDATIONS



- My 5 favorite restaurants (€€€)
- My 5 favorite restaurants (€€)
- My 5 favorite local restaurants (€)
- Clubs & Dance Bars for the Evening
- My selection of the 5 most idyllic beaches on the island
- Top 5 Hikes on the Island
- Snorkeling and diving: my 5 favorite spots
- Diving Clubs
- The 5 most famous surfing & kitesurfing spots
- My Favorite Hotels: 5 stars
- My Favorite Hotels: 3 & 4 stars
- 100% Locally-Focused Souvenir Shops
- Panoramas & viewpoints

MY 5 FAVORITE RESTAURANTS (€€€)



*Beach Bar, Schooner
& Ischia - Royal Palm*



*Bodrum Blue
and Inti - Lux*
Grand Caube*



*Archipelago -
Constance Prince*



*Le Morne Plage -
Dinarobin*



*Tapasake & Le
Badamier - One & Only*

Remember to click on the bubbles to access the route on Google Maps!



MY 5 FAVORITE RESTAURANTS (€€€)



- **The Beach Bar at the Royal Palm** : it's definitely my favorite of all! A magnificent restaurant under a tree, right on the edge of the Royal Palm's turquoise beach. The view is simply incredible and the food is divine! They offer local and Mediterranean specialties. It's only open for lunch. For dinner, the other restaurants at the Royal Palm are just as exceptional, especially Ischia (Cyril Lignac's restaurant) and La Goelette, the gourmet restaurant. Booking number: +230 209 8300
- **Bodrum Blue and Inti at Lux* Grand Gaube** : Bodrum Blue was voted the most Instagrammable restaurant in the world in 2023! The dining room is beautifully decorated, and the view of the lagoon is sublime at lunchtime! The menu features Turkish and Mediterranean specialties. Inti is an excellent Peruvian restaurant, very well-known in the north of the island; I recommend dining there in the evening. Reservations : +230 204 9191
- **Archipel at the Constance Prince** : this restaurant offers exceptional dishes and flavors. The chef presents a varied menu every evening. The dishes are skillfully prepared, providing a true culinary journey. Reservations: +230 402 3633
- **Badamier & Tapasake** : two superb restaurants at the One & Only. Badamier is a beachfront restaurant with excellent fresh seafood and meat dishes; I recommend having lunch there. Tapasake is a Japanese restaurant specializing in grilled dishes, ideal for dinner. Reservations: +230 401 1688
- **Le Manoir** : a French restaurant, ideal for lunch at the foot of the hill overlooking the lagoon! Reservations: +230 4014900

MY 6 FAVORITE RESTAURANTS (€€)



Tambourine



Eden Beach



Bloom



The Mandrinette



Beach Club by Evaco



The Bay



Remember to click on the bubbles to access the route on Google Maps!

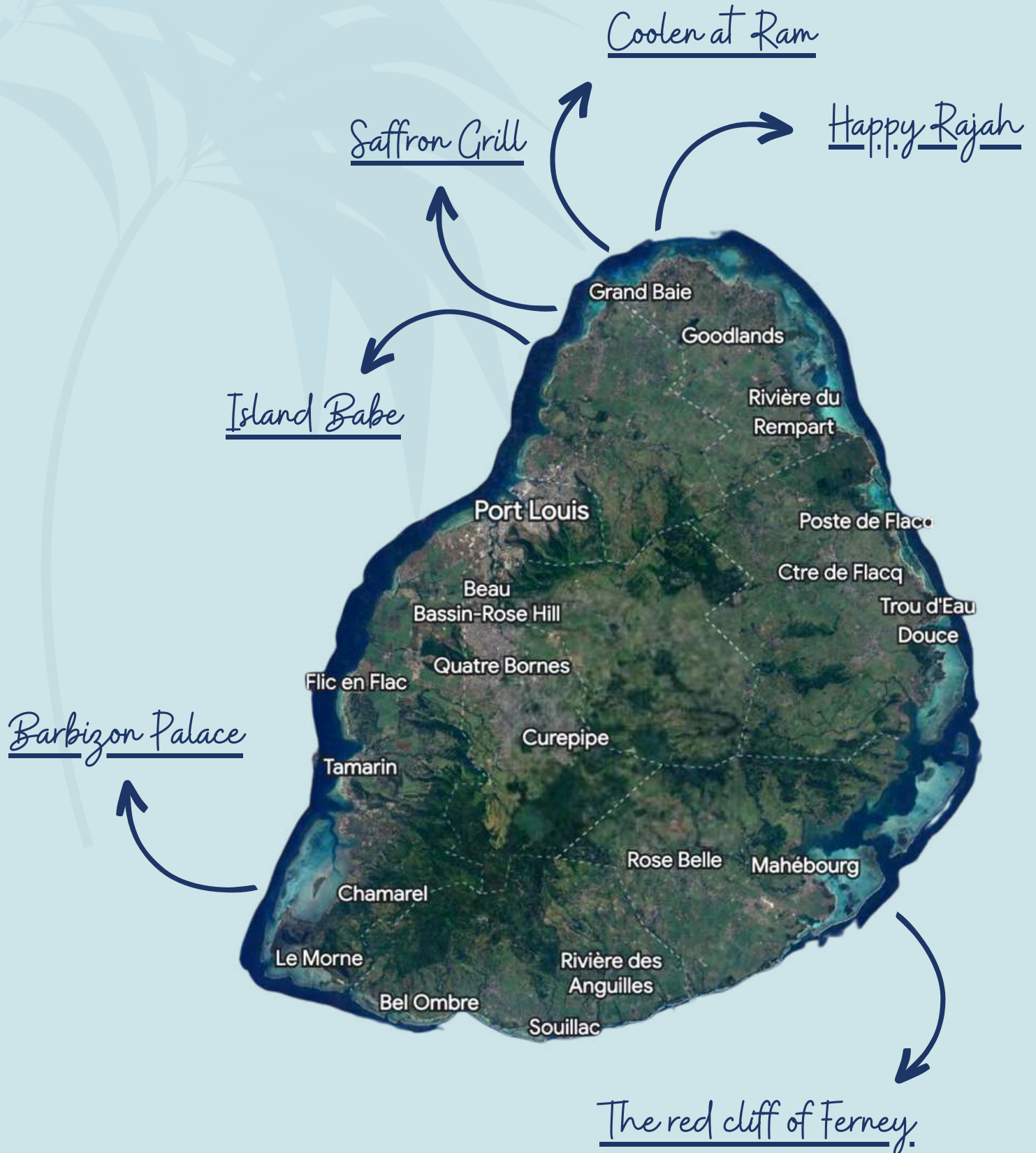


MY 6 FAVORITE RESTAURANTS (€€)



- **Eden Beach** : a restaurant on the edge of the lagoon with magnificent views of the small islands off the north coast of Mauritius. The food is local and Mediterranean. Beach access is free if you dine there. Phone number: +230 263 1123
 - **La Mandrinette** : the best burger on the island is here! Enjoy a peaceful meal in a small garden, savoring quality Franco-Mauritian cuisine :) Phone number: +230 2827474
 - **Tambourine** : Asian restaurant in Mont Choisy with a cabaret atmosphere, themed evenings, and karaoke. The best sushi in Grand Baie is here! Phone: +230 5856 9855
 - **Bloom** : a small restaurant with a Balinese atmosphere, ideal for Sunday brunch. No reservation necessary; I recommend arriving between 10:00 and 10:30 am. Healthy menu: eggs, avocado toast, juice, pancakes, fruit, etc.
 - **The Bay** : a hotel and restaurant ideal for lunch in the southwest of the island. Local and Mediterranean cuisine by the water. Phone: +230 483 7042
 - **La Plage by Evaco** : family beach restaurant, snacks, pizza, salad (lunch only) & beach access. Phone number: (+230) 5451 71 32
 - **Park 25** : a restaurant serving 100% homemade food with a varied menu. Phone number: +230 263 8293
 - **Bonus** : if you're craving pizza one evening, La Golosona Ristorante and La Félicita are the best pizzas I've tasted here.
- 

5 LOCAL RESTAURANT ADDRESSES (€)



Remember to click on the restaurant names to access the route on Google Maps!



CLUBS & DANCE BARS FOR THE EVENING



- To be perfectly honest, these aren't my favorite places; I'd rather go to a nice restaurant than have a wild night out. But I know some people might be interested in recommendations for clubs and bars for a good time, so here they are! :)
- **N'Joy** : Lively bar/restaurant near Cuvette beach, tapas, live music and concerts 🎵
Phone number: +230 5500 8601
 - The Banana': a local dance beach club in the heart of Grand Baie 🏃
 - **Bisou Rooftop** : On the rooftop of the Lux* Grand Baie, tapas, bar, and panoramic views of the ocean and Grand Baie lagoon. Infinity pool; reservations required. Phone number: +230 209 2200
 - **Groove Boat** : Spend an evening on a catamaran in Coin de Mire, with music, cocktails, and a great atmosphere! 🚤 Phone number: +230 5254 4909
 - **Insomnia** : trendy nightclub in Grand Baie (north), open from 11pm to 6am on Friday and Saturday. Number: +230 5254 0052

MY 5 FAVORITE BEACHES



Mont Choisy Beach



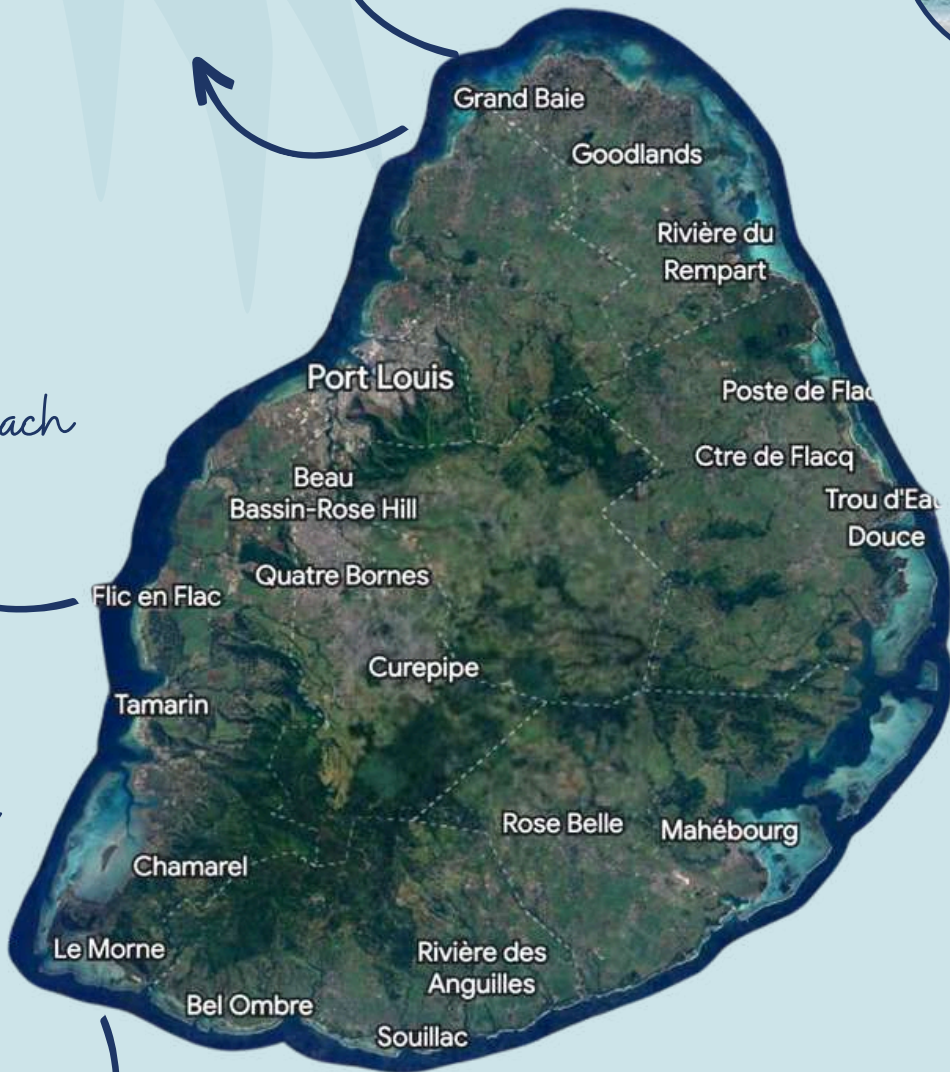
Trou aux Bis Beach



Flat Island



Flic-en-Flac Beach



Morne and Paradise
Beachcomber
Beach



Remember to click on the bubbles to access the route on Google Maps!



MY 5 FAVORITE BEACHES

All the beaches I recommend here are free to access. :)

- **Flat Island** : this beach is only accessible by boat, and for me, it's the most beautiful: white sand, magnificent shades of blue, and surrounded by nature. A flock of white-tailed tropicbirds, butterflies, fish, and even a few turtles await you there.
- **Trou aux Biches beach** : this public beach extends all the way to Trou aux Biches Beachcomber, a 5-star hotel in the north of the island. The water and colors are beautiful, and it's one of the few publicly accessible beaches where you can admire coconut palms. :)
- **Mont Choisy beach** is a lively beach in the north, a favorite spot for Mauritians to gather on weekends with family and friends. The beach is vast and the water is truly beautiful, but beware of jellyfish; there are sometimes a few.
- **Flic-en-Flac beach** : a very large and well-known beach on the island, on par with Mont Choisy beach. You have a beautiful view of the coral reef with the huge waves crashing against it!
- **Le Morne beach and Paradis Beachcomber** : another very large beach, probably the most famous on the island! At the foot of Le Morne Brabant mountain, the lagoon is turquoise and crystal clear. The view of Le Morne is breathtaking. Several 5-star hotels share the beach, including Paradis Beachcomber. You can easily walk from one end to the other. At the far end of the beach, you'll see the island's kitesurfers and surfers in action. :)

TOP 5 HIKES TO DO ON THE ISLAND



4. The Thumb



5. Pieter Both



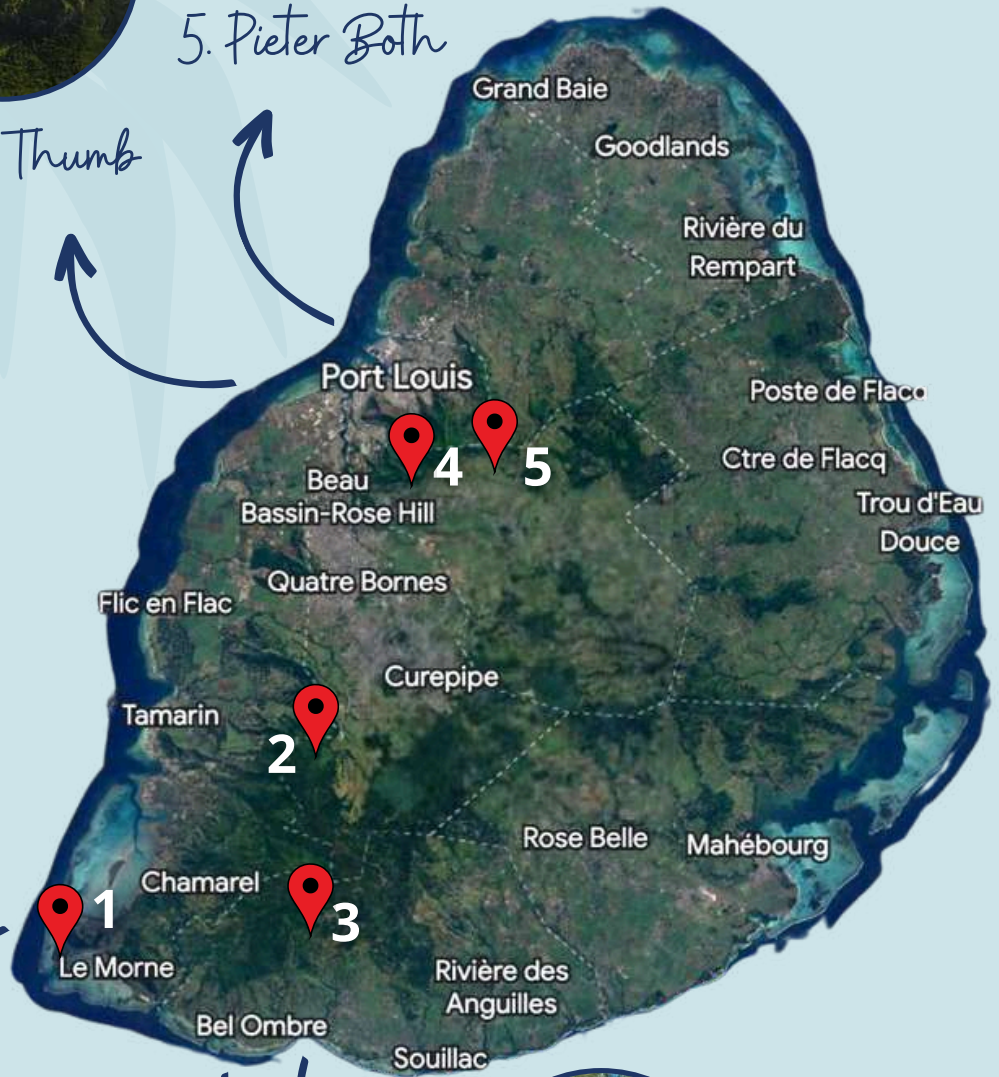
Le Morne Brabant



2. The 7 Waterfalls



3. The Black River Gorges



Remember to click on the bubbles to access the route on Google Maps!



TOP 5 HIKES TO DO ON THE ISLAND



Bastienherephoto

- **1. Le Morne Brabant (6km - 3h30)** : also known as the "Slave Route," is the island's most famous peak. A UNESCO World Heritage Site, its 550m altitude offers breathtaking views of the western lagoon. This hike is of moderate difficulty but becomes more challenging halfway up, almost requiring scrambling to reach the summit. I recommend starting early in the morning and wearing good hiking shoes. The first part of this hike is suitable for children. [Detailed route here.](#)
- **2. The 7 Waterfalls (5km - 3h)** : This hike is of moderate difficulty; only the first few waterfalls are accessible. I recommend having a guide, mosquito repellent, water, and avoiding rainy days as the path will be very slippery!
- **3. Black River Gorges (6km - 3h)** : A moderately difficult hike in the heart of the island, within the famous Black River Gorges National Park. Discover the local ecosystem and jungle! [Detailed itinerary here.](#)
- **4. Le Pouce (4.5km - 3h)** : This is a moderately difficult climb; allow 3 hours round trip to reach the summit. You'll discover a 360° view of the island! Be careful on the way back; don't hesitate to sit down for safety. [Detailed route here.](#)
- **5. Pieter Both (6km - 6h)** : At 823m, Pieter Both is the most technical and complex peak on the island. Reserved for experienced hikers, it takes 6 hours and requires climbing equipment to reach the summit. [Detailed route here.](#)

SNORKELING & DIVING: MY 5 FAVORITE SPOTS



Gunner's Quoin



*Flat Island and
Gabriel Island*



*Trou aux Biches
coral reef*



*The lagoon and the
waters off Le Morne*



*Blue water -
Île aux Aigrettes*

Remember to click on the bubbles to access the route on Google Maps!



SNORKELING & DIVING: MY 5 FAVORITE SPOTS

- **Flat Island and Gabriel Island** : As you may have noticed while reading this guide, I absolutely love the northern islands! Besides being a truly idyllic place, you'll have the chance to see reef fish, coral, and often green turtles and rays! You can follow them by swimming alongside them; some are more or less timid, so don't touch them or get too close, or you risk disturbing them and scaring them away.
- **Gunner's Quoin** : at the foot of this island lies a truly rich natural pool: thousands of fish and corals in about 10 meters of water. Even if you don't descend to the bottom, the visibility is excellent and you can see very well from the surface.
- **The Trou aux Biches reef** : accessible directly from the beach, you can swim out to the waves to find turtles, fish and coral 🐢
- **The Morne lagoon** : accessible directly from Morne beach, you can see fish, coral and even rays if you are lucky!
- **Off the coast of Le Morne by boat** : you can encounter dolphins and sperm whales all year round. Humpback whales are in Mauritius with their calves only between July and October 🐳
- **Ile aux Aigrettes and Eau Bleue** are two other well-known spots for swimming in the eastern lagoon. At Ile aux Aigrettes, there's no need to swim; you simply drift with the current! And at Eau Bleue, if you're lucky, you might even spot some turtles. 🐟

THE DIVING CLUBS THAT I RECOMMEND



Just Diving



Sunset Diving



Crystal Divers



Bigorno Diving Center



Blue Bay Divers

Remember to click on the bubbles to access the route on Google Maps!

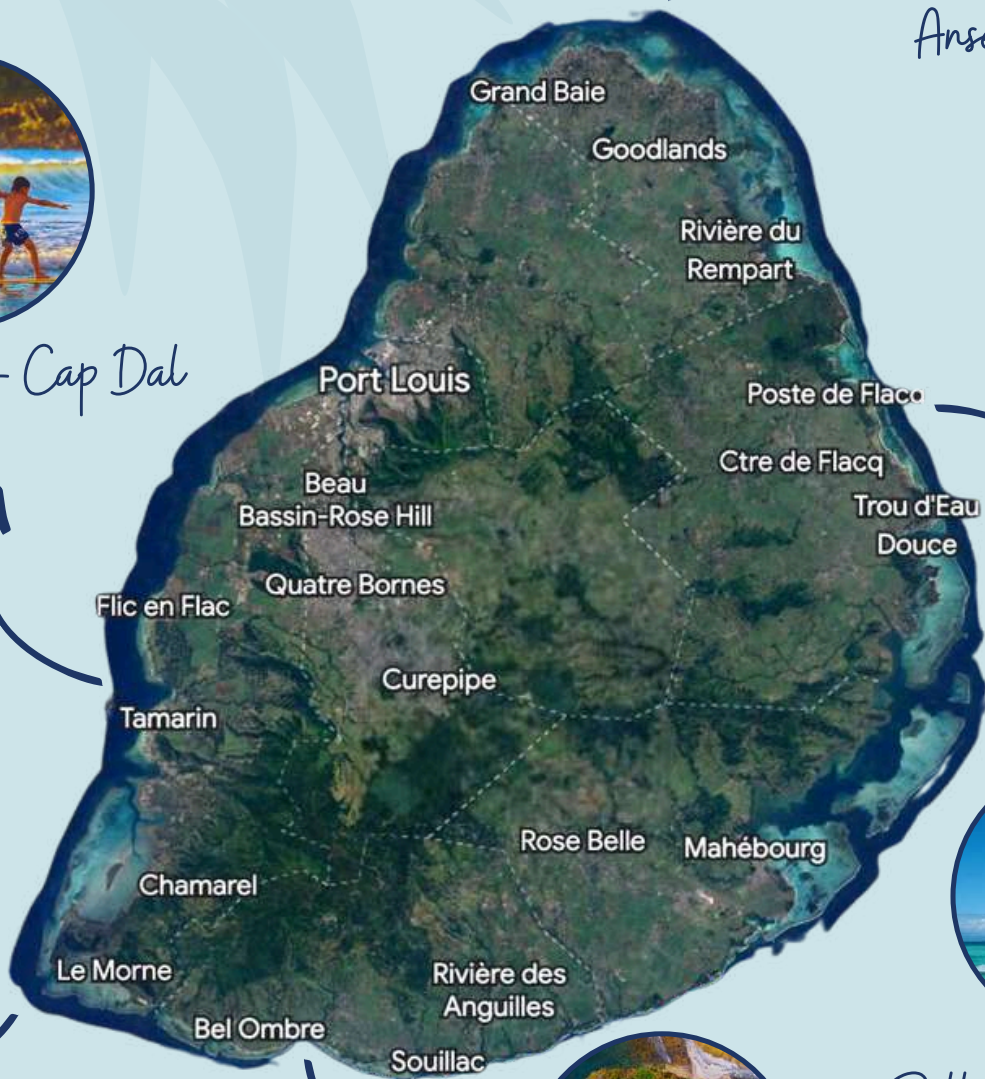
THE 5 MOST FAMOUS SURF & KITESURF SPOTS



Anse la Raie



Tamarin Bay - Cap Dal



Le Morne - One Eye



Belle Mare & Palmar



Sancho Island

Remember to click on the bubbles to access the route on Google Maps!

MY 5 FAVORITE HOTELS (5 STARS)



Royal Palm
Beachcomber



Lux Grand Gaube



One & Only le Saint
Géran



Beachcomber Paradise



Constance Prince

Remember to click on the bubbles to access the route on Google Maps!

MY 5 FAVORITE HOTELS (3 AND 4 STARS)



Constance Sakoa



Mont Choisy Beach R



The Bay



C Mauritius

*Tamassa
Resort*



Remember to click on the bubbles to access the route on Google Maps!

100% LOCALLY- FOCUSED SOUVENIR SHOPS



- **I recommend choosing your souvenirs from local shops** and avoiding "Made in China" items! Your loved ones will be even happier to receive a small gift and to have supported the local economy :)
- **"Rendez-Vous Mauritius" in Grand Baie** (this shop also exists in St Pierre) is a 100% locally sourced boutique offering accessories, clothing, objects and souvenirs of all kinds and for all budgets.
- **There's also the "My Pop Up Store"** shop in Vanilla Village at Rivière Noire in the same style if you're further south :)
 - **In the Super U supermarket in Grand Baie**, near the school supplies section at the main entrance, there's a souvenir section. Most of the items are locally made, but it's still a good idea to check where they were made. You'll also find rum, fruit jellies, sugar, vanilla, etc. :)
 - **For swimwear**, there are 3 superb local brands that make excellent quality swimsuits; here are their Instagram accounts: [@ayoha.mauritius](#), [@taybayswim](#) & [@aliciaswim](#)
 - **I recently discovered the brand C'Zil** on Instagram, a creator of local wall arches that reflect the spirit of Mauritius! Check them out here; personally, I'm a fan: [@czil__mauritius](#)

In the following pages, and particularly in the places I recommend you visit, you will also find shops selling souvenirs and local products. For example, at the Chamarel Rum Distillery and the Sugar Adventure.



PANORAMAS & VIEWPOINTS

- **Gris-Gris Beach** : There's no coral reef at this spot on the island, so the beach isn't protected and the waves break directly from the open ocean, creating a unique and different landscape compared to the rest of the island. It's perfectly suitable for families with children. :) [Address here](#) ➔
- **Macondé Viewpoint** : Located on the southwest tip of the island, you'll need to climb a few steps to reach it. Be careful, as it's right next to the road and access is quite dangerous. This viewpoint is suitable for children. [Address here](#) ➔
- **St. Felix Public Beach** : A beautiful, easily accessible public beach. Views of the lagoon and coconut palms :) [Address here](#) ➔
- **Sublime Point** : This is the viewpoint you see from the top of Ebony Forest, accessible to everyone, even children, if you take the jeep up there (I'll tell you more about it in the following pages of the guide). [Address here](#) ➔
- **George Viewpoint** : Panoramic view of the Black River Gorges National Park jungle. This viewpoint is even accessible to children as there's no hiking required! However, beware of the monkeys, which are very common in this area. Do not carry food or valuables. They are quite wild, so do not touch them, and back away if they become aggressive. To your right as you face the viewpoint, you might even spot a waterfall! [Address here](#) ➔
- **Chamarel Viewpoint** : magnificent viewpoint overlooking the western lagoon and Île aux Bénitiers. Access is easy, but parking is dangerous along the roadside. [Address here](#) ➔

V. 9 DAYS OF UNMISSABLE ACTIVITIES



- The discovery of the northern islands
- Morning of Swimming with Wild Dolphins
- Excursion to the Southeast Lagoon
- Excursion into the heart of the island
- Seaplane flight over the western lagoon
- A day exploring the wild south of the island
- A day exploring the Southeast
- A day exploring the North of the island
- A day exploring the Southwest



1. DISCOVERING THE NORTHERN ISLANDS

My favorite activity in Mauritius : visiting the northern islands!

Departing from Grand Baie aboard a catamaran or a speedboat, you embark on a 30-minute to 1-hour crossing to reach paradise: lagoon as far as the eye can see, warm and turquoise water, white sand beach, and dozens of white-tailed tropicbirds (of both species with yellow beaks & red tails) flying above you!

Three islands are on the agenda for this day:

- **Flat Island** : an island with a beach where you can sunbathe in peace, snorkel easily in shallow waters and see pretty fish and corals.
- **Gabriel Island** : an island with a beach (generally more crowded than Flat Island). If you're lucky, you might spot turtles and rays, but be careful of the current, which is quite strong!
- **Coin de Mire** : an island without a beach, for me the best spot for snorkeling/diving; you descend into a natural pool, the bottom is full of magnificent fish and corals 🍷

A local barbecue prepared by your crew awaits you at lunchtime; please remember not to leave any rubbish behind to preserve this magnificent place.

My Tip : I recommend entering the water from the beach on Flat Island (walk to the left when you are on the beach until you reach the volcanic rocks) and you can let yourself be carried by the gentle current to see the fish and corals!

Remember to book all your boat trips in advance, ideally between 1 month and 2 weeks before your stay!



1. DISCOVERING THE NORTHERN ISLANDS

Description & Prices

- Speedboat (private): between €300 and €400 per day (which I highly recommend!)
- Catamaran (group outing): approximately €50 per day

Allow 30 minutes for the crossing outside the lagoon by speedboat and about an hour by catamaran. Bring anti-nausea medication if you are prone to seasickness, as you will have to leave the lagoon to reach the islands. :)

The trip starts around 8am and ends around 4pm. You will be able to discover the 3 islands, enjoy the beach, eat a delicious barbecue and try the local cocktails.

Don't hesitate to ask the crew for snorkeling equipment before getting off the boat.

My personal contacts

- [@gurrobyradj](#) on Instagram (the best local guide by private boat for adventure) WhatsApp: +230 5917 1480
- [@seareenity_excursion](#) on Instagram (the best luxury private boat tour)
- [@puravida.mauritius](#) on Instagram (great private boat if the first two aren't available)
- [@wind_dancer_passion_oceane](#) on Instagram (more economical, shared catamaran with whom I also often go!)

Remember to tell them you're coming from me; you can click on the contacts to access their Instagram account!



2. ENCOUNTER WITH WILD WHALES & DOLPHINS

Departing from Black River, (very) early in the morning aboard a speedboat, you can embark to **see wild dolphins, whales and sperm whales in their natural environment!**

Once located, your boat will join them and if you're lucky, you might even be able to go down and dive with them. :)

Dolphins swim fast and are often in groups, I recommend you put on fins, a mask and a snorkel to be able to follow them even a little!

Sperm whales are calmer and generally easier to observe for extended periods. You'll find this activity quite athletic; you'll be getting off the boat, swimming, and getting back on several times.

There are 2 types of dolphins found in Mauritius : the bottlenose dolphin and the spinner dolphin.

These are wild animals and it is important not to touch them, not to shout or make large movements near them to avoid disturbing them.

My favorite thing is still "Whale Watching", sperm whales are in Mauritius all year round and humpback whales are also visible near the coasts between July and October (during the southern winter).

My tip : I advise you to take a jacket because early in the morning, you might get a little cold on the boat.

Feel free to ask for a life jacket if you feel more comfortable, and please don't try to touch the animals to respect their well-being. :)



2. ENCOUNTER WITH WILD WHALES & DOLPHINS

Description & Prices

- Speedboat (private): approximately €350-400 per trip.
- Fast boat (group): approximately €90 per trip, depending on how many people are on the boat.

The excursion usually takes place at either 6 am or 11 am; **the earlier you leave, the better your chances of seeing the dolphins alone**, without too many boats around. This isn't necessarily true for whale watching; I personally prefer to go at 11 am. You can combine both excursions in one trip; feel free to mention this to your contact. :)

Snorkeling equipment is provided by the organizer; photos are often an extra charge, but I highly recommend them as they will allow you to keep a perfect memory of this unique moment! :)

My personal contacts

- [@nattygongofficial](#) on Instagram, WhatsApp: +230 5723 4898 (best boat, animal-friendly)
- [@vitamin_sea_mauritius](#) on Instagram

Remember to mention that you're coming from me
:)

Click on the contact names to access their Instagram account!



3. EXCURSION IN THE SOUTHEAST LAGOON

The East lagoon is the largest lagoon on the island!

The departure point is the town of Mahébourg, whether you travel aboard a catamaran or a speedboat. However, the itinerary differs between the two:


By private speedboat you will be able to visit many islands:

- Lighthouse Island
- The flamingo islet (weather permitting)
- Deer Island (non-touristy side)
- GRSE Cascade
- Snorkeling at Blue Water
- Aperitif in the water at Île aux Aigrettes

Catamaran program (group): you sail at a slower pace and only do:

- Blue water snorkeling
- Deer Island
- GRSE Cascade

Around the Grande Rivière Sud Est (GRSE) waterfall, be vigilant as you may encounter macaques living in the wild on the banks :)



3. EXCURSION IN THE SOUTHEAST LAGOON

Description & Prices

- **Speedboat** (private): between €300 and €400 per day
- **Catamaran** (group outing): approximately €50 per day.

The outing takes place between 9am and 4pm, and includes a local barbecue (lobster option available by private boat), beach, snorkeling and diving :)

Allow 20 to 30 minutes crossing between each island by speedboat and about 1 hour by catamaran. Don't forget to bring a light waterproof jacket, sunscreen, a hat and the essential flip-flops!

My personal contacts

- [@christopheorange](#) on Instagram (the best private boat and guide)
- [@croisieres_australes](#) on Instagram (shared catamaran)

Remember to tell them you're coming from me :)
Click on the contact names to access their Instagram account!



4. EXCURSION TO THE HEART OF THE ISLAND

A day dedicated to discovery in the heart of the island, between jungle, ocean & waterfall!

I recommend that you organize your day following my recommendations so that you can visit everything:

- **11am** : you arrive at the waterfall, (no need to walk to get there, there is a parking lot 1 minute from the viewpoint).
- **12pm** : Lunch at the Chamarel restaurant (panoramic view)
- **1:45 pm** : Visit “Ebony Forest” by jeep to the “Sublime viewpoint” (call to book in advance or at least the morning of) and be 15 minutes early.
- **4pm** : Guided tour of the Chamarel rum distillery with a tasting of local rum offered at the end of the tour. ;)

Travel times between the different sites are very short; they are already included in this schedule, so you can rely on it to the letter!

- **My tip** : Call to book a Jeep for the Ebony Forest tour (walking alone is not as good) and you will have a guide who will explain everything about the primary forests of Mauritius!
- **My advice** : don't forget your mosquito repellent!



4. EXCURSION TO THE HEART OF THE ISLAND

Description & Prices

- **Chamarel waterfall** : around €12
- **Lunch at the Chamarel restaurant** : approximately €20 to €30 per person
- **Guided tour of Ebony Forest** : approximately €18 per person for the jeep tour with your guide (duration 1.5 hours)
- **Rum distillery tour** : approximately €10 (last tour at 4pm, please arrive at least 10 minutes before).

My contacts

- To view and book the guided Jeep tour of Ebony Forest, “Take a Drive”:
<https://www.ebonyforest.com/visit-ebony/>
Booking number: (+230) 460 3030 / 460 3031
- The Chamarel Rum Distillery website:
<https://www.rhumeriedechamarel.com/>



5. FLIGHT OVER THE WESTERN LAGOON

An activity to feast your eyes on!

I highly recommend this activity, which will once again leave you with an exceptional memory of your stay.

Don't forget to bring your phone or camera to capture this moment. The company offers to install a camera on the seaplane for an additional fee if needed :)

The flight departs from La Prairie beach in Le Morne. I recommend the 15-minute "experience" flight, which allows you to see the most important sights: Le Morne, the lagoon, and the underwater waterfall!

- **My tip** : book your flight between 11am and 3pm to enjoy the most beautiful shades of blue in the lagoon. :)
- If you are afraid of flying in general, don't be afraid to board these seaplanes, they are really safe, well maintained, the company is reputable and has been offering daily flights for a long time.

The plane glides and can land without an engine on the water, but it doesn't go very high or too far. :)



5. FLIGHT OVER THE WESTERN LAGOON



Description & Prices

- **15-minute solo "Experience" flight** : €149
- **25-minute solo flight** : €205
- Tandem flights are also available on the site and allow you to fly simultaneously with another seaplane!

My contacts

- [@lagoonflight](#) for the southwest or [@islandwings](#) for the north
- Company website : <https://lagoonflight.com/fr/> and <https://islandwingsmauritius.com/>
- Phone numbers: +230 5975 2424 and +230 5250 7219

Click on the contact names to access their Instagram account!

6. DAY EXPLORING THE SOUTH OF THE ISLAND

I suggest we explore the wild south of the island during this day:

You can take the road and follow the coast, whether you are staying in the south or the north at that time.

Along the way there will be 3 viewpoints where you can stop:

- **Macondé Viewpoint** : a viewpoint overlooking the western lagoon, located by the roadside. Be careful, it's quite dangerous to stop there...
- **St Felix** : a lovely public beach with parking and a magnificent view of a coconut grove and the lagoon in the background.
- **Gris-Gris** : This is surely the most unique and impressive beach in Mauritius. There's a viewpoint overlooking the beach, with a staircase leading down to the beach below. There's no lagoon in this part of the island, so the waves are wild and impressive. Swimming is dangerous, and the beach is therefore often deserted.

Next, I recommend taking a quad bike tour to explore the wild south of the island, accompanied by a local guide! :)

You'll discover authentic, natural landscapes inaccessible by car. Cross sugarcane fields on dirt paths to reach a breathtaking view of the wild southern ocean. This outing is quite messy, so it's best to plan it for the afternoon.

My tip : Pack clothes you don't mind getting dirty, a change of clothes, sunscreen, mosquito repellent, and sunglasses! :)



6. DAY EXPLORING THE SOUTH OF THE ISLAND

Description & Prices

- “Emotion” package in single quad: €60
- “Emotion” package in double quad: €80
- “Sensation” package in single quad: €70
- “Sensation” package in double quad: €90

If you'd like a shorter, more leisurely walk, I recommend the “Emotion” package, which lasts 2 hours and covers 22km. It will take you to the natural bridge and the blowhole, two natural wonders formed by the ocean. :)

If you're feeling a bit more adventurous, you can opt for the “Sensation” package, a 3-hour, 32km excursion that will take you through a truly impressive royal palm forest and all the way to La Cambuse, a wild beach in the south where you might even spot some cows! 🐄🐄

My contacts

- [@dsadventuresmru](#) on Instagram
- Company website: <http://dsadventures.fr/>
- WhatsApp number: +230 5977 0006

Click on the contact names to access their Instagram account!



7. DAY DISCOVERING THE SOUTHEAST

On this day you will be able to discover the land-based part of the Southeast of the island.

- **Morning** : I recommend visiting the Ferney Valley, a protected forest with lush vegetation; the 2-hour guided hike (3km) is the best option, the path is accessible to all.
- **Several guided hiking sessions are available** (9:30 am, 11:30 am, 1:30 pm and 2:30 pm) and must be booked in advance. This walk is mostly flat and accessible to everyone, including children.
- **Lunchtime** : Eat at the "La Falaise Rouge de Ferney" restaurant, a restaurant with good local food on the edge of the eastern lagoon!
- **Afternoon** : Go on a guided tour of approximately 1.5 to 2 hours on L'île aux Aigrettes: the island is a protected nature reserve closed to the public except for tours organized by the "Mauritian Wildlife Foundation".
- The ecosystem has been preserved and recreated as it was hundreds of years ago. You'll encounter giant Seychelles tortoises roaming freely and several endemic bird species (found only on the island). This walk is also accessible to everyone, including young children, and is shaded.

My tip : take mosquito repellent, a hat & water!



7. DAY DISCOVERING THE SOUTHEAST

Description & Prices

- **The Ferney Valley** : €20/person
- **La Falaise Rouge restaurant in Ferney** : €20/person
- **EcoTour guided tour of Île aux Aigrettes** : €15/person


For the guided tour of the Ferney Valley, you will reach the starting point by shuttle from the car park.

You then follow the local guide who will explain the stages of the walk and what you see along the way. There is a whole shaded section, and even a small stream.

For the guided tour of Île aux Aigrettes, you can park near the Mauritian Wildlife Foundation cabin and board the boat with them for the crossing.


My contacts

- **Ferney Valley** : <https://ferney.mu/activities/guided-nature-tours-in-mauritius/> Phone: (+230) 660 1937 to book
- **La Falaise Rouge restaurant in Ferney** : <https://ferney.mu/fr/restaurant/ferney-falaise-rouge/> Phone number: +230 660 1937
- **Ecotour of Île aux Aigrettes** : <https://www.mauritian-wildlife.org/ileauxaigrettes> WhatsApp number: +230 5258 8139



8. DAY TRIP TO DISCOVER THE NORTH

- **In the morning** (around 9:30 am): we start by going to see the fabulous “Our Lady Help of Christians of Cap Malheureux”, a typical emblem of the North of Mauritius.
- I highly recommend you go see it; you'll have a lovely view of the turquoise lagoon in the north of the island and Coin de Mire Island in the background. A real postcard scene. :)
- **After visiting the church at Cap Malheureux** (around 10:30 am), before lunch, I recommend visiting the Pamplemousses Botanical Garden, which is shaded and more pleasant in the morning than in the afternoon. It's perfectly suitable for families or those with young children.
- I highly recommend the guided tour, which is very inexpensive and will be much more interesting than visiting on your own. :)
- **At noon** : I recommend eating at Eden Beach, a small Mediterranean restaurant overlooking the Grand Baie lagoon. I'll tell you more about it in the following pages of the guide.
- **In the afternoon at 2pm** : you have a guided tour of the Sugar Adventure which will allow you to discover the history of Mauritius and the major role of sugar cane in the development of the island! At the end you will have the opportunity to taste different varieties of sugar as well as local Rum.
- **My tip** : don't forget to bring mosquito repellent to the botanical garden! :)



8. DAY TRIP TO DISCOVER THE NORTH

Description & Prices

Church of Cap Malheureux: free

Guided tour of the Pamplemousses Botanical Garden:
approximately €10 (no need to book)


Guided tour of the sugar adventure: approximately €15

- A full day to visit the highlights of the north of the island, accessible to all.

My contacts

No reservation is required for the church, it's a public monument :)

- The Sugar Adventure:
<https://aventuredusucre.com/fr/infos-pratiques/#visite-guidee> Reservations can be made on the website or by email:
administration@aventuredusucre.com
- **Eden Beach restaurant** : +230 263 1123, Remember to book in advance!
- **The Botanical Garden** can be booked directly on site, as can the guided tour I recommend. Please note, you'll need to bring some cash to pay the guide, otherwise you won't be able to book it. :)



9. DAY TRIP TO DISCOVER THE SOUTHWEST

- **Climbing Le Morne mountain is the most famous hike in Mauritius.** A UNESCO World Heritage Site, Le Morne mountain once served as a refuge for runaway slaves. Some of them threw themselves from its 555-meter summit, preferring death to slavery.
- It is therefore a very strong symbol in Mauritius that many people ride every day.
- **I recommend doing this hike in the morning**, ideally at sunrise. You can park in a car park near the beach, under the trees. Allow approximately 3 to 3.5 hours for the round trip.
- **The first section is accessible to everyone**, offering a magnificent view of the lagoon. **The second section is much more challenging**, requiring proper equipment, some hiking experience, and a head for heights. A 360° panoramic view of the lagoon awaits you at the summit.
- **My tip** : bring good walking shoes, water and leave early in the morning, avoid going in rainy weather.
- **Afternoon** : Relax in a magnificent hotel on the West Coast, at the foot of Le Morne beach: the JW Marriott.



9. DAY TRIP TO DISCOVER THE SOUTHWEST

Description & Prices

- **Climbing Le Morne** : approximately €45-50 per person with a guide, free without a guide
- **The Day Package at Paradis Beachcomber** : approximately €30 per person for day access to the hotel, depending on the season. You then pay for your food and drinks on-site in addition to the access fee. :)


For the hotel, you absolutely must call a few days in advance (48 to 72 hours) to check availability and book a "DayPackage".

It's a day pass for hotel access. You'll be able to enjoy the beach, the pool, and the restaurants as if you were staying there :)

Feel free to ask the hotel staff if you need showers or a courtesy room.

My contacts

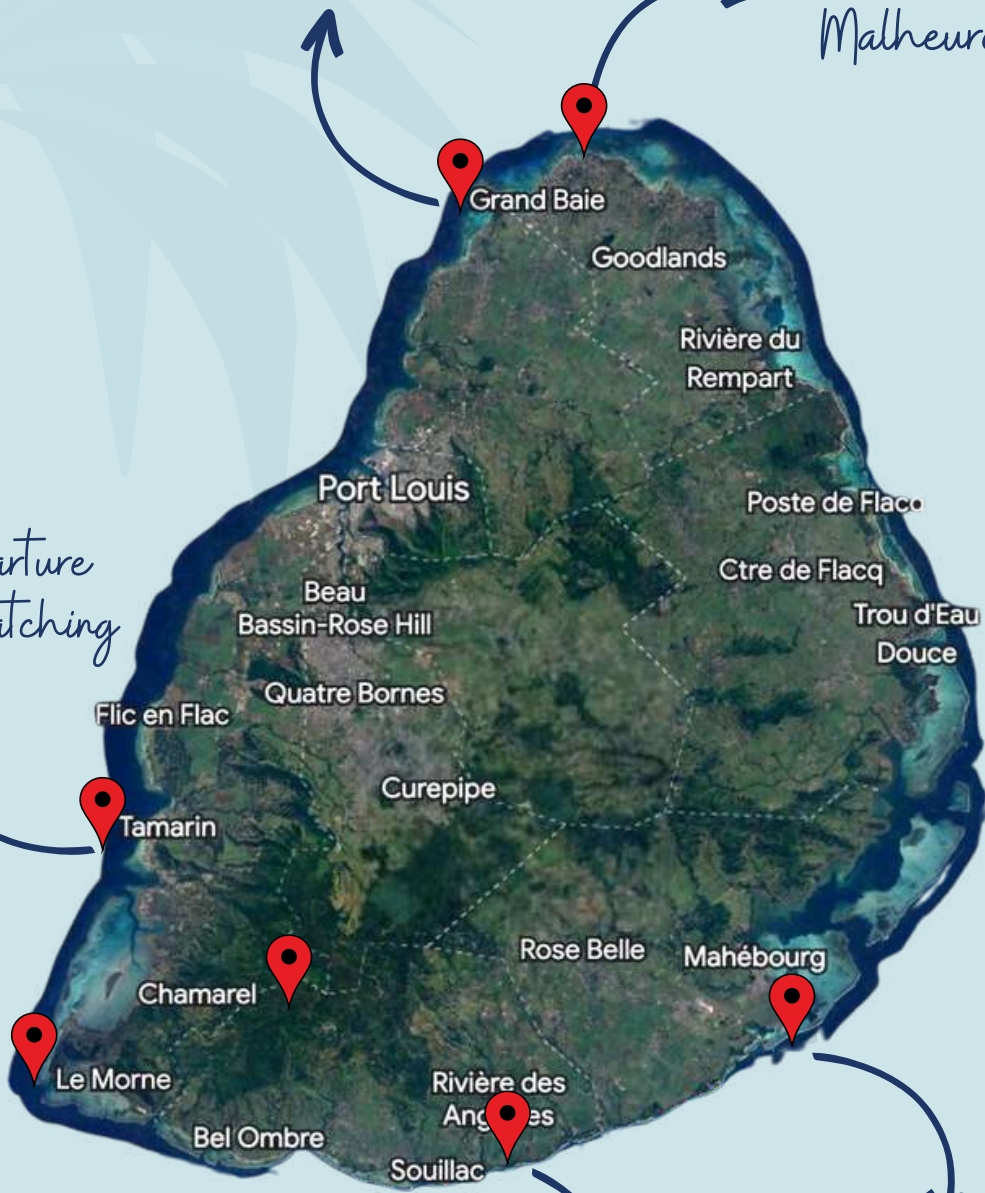
- **Guide for hiking Le Morne** :
<https://www.trekkingmauritius.com/fr/produit/le-morne-brabant/> Phone number +230 5 251 4050
- **Paradis Beachcomber** : booking email pr.pa@beachcomber.com and phone number: +230 4015050



HERE ARE THE PLACES YOU WILL HAVE VISITED WITH THESE 9 ACTIVITIES

Departure of boats for the Northern Islands

The Church of Cap Malheureux



Black River, departure point for dolphin watching

Le Morne and its lagoon, also the departure point for the seaplane


The wild South, blowhole and natural bridge

The airport, the Southeast lagoon, departure point for boat trips to Île aux Aigrettes and the Ferney Valley

TRAVELLING TO MAURITIUS WITH CHILDREN?

Here is a short list of activities you can do with young children, Mauritius is very kid friendly!

- Visit to Egret Island on foot with the Mauritian Wildlife Foundation
- Casela Nature Park, a well-designed and friendly animal park!
- Ebony forest by jeep (bring mosquito repellent)
- The Valley of Colors and Chamarel Waterfall
- Boat trip to the southeast lagoon because it's not very rough and we stay within the lagoon.
- All the beaches where there is a lagoon (that is to say, almost all of them!)
- Pamplemousse Botanical Garden
- Church of Cap Malheureux
- The Sugar Adventure
- The Odysseo Aquarium in Port Louis
- Hotels often even have kids' clubs!



I'm providing these places as a guide, but I encourage you, as parents, to decide for yourselves what you think is best for your child (since I don't have any yet, it's difficult for me to truly know) :) You can also ask the contacts directly if they regularly host children; they'll be happy to answer your questions :)

IV. THE BEST PHOTO SPOTS



- The flat island
- Corner of the Sight
- Paradise Beachcomber & Dinarobin / Plage du Morne
- Natural Bridge & Blowhole
- Gris-Gris Beach & St Felix
- One & Only



Photo spots 1 & 2

Flat Island

Flat Island is my favorite island around Mauritius; the water is crystal clear and the visibility is excellent in the summer. It's ideal for beginners in diving/snorkeling because it's shallow and accessible directly from the beach. If you're lucky, you might even get to swim with turtles!



Corner of the Sight

Below Coin de Mire you'll find a true natural pool teeming with fish and coral at an average depth of 10 meters. The water is crystal clear, making it the best spot on the island for freediving, snorkeling, and even underwater photography!

Photo spots 3 & 4



Le Morne beach and Beachcomber Paradise

A large white sand beach with crystal-clear water and coconut palms! You can walk from one end to the other in about 25-30 minutes. There are many hotels with stunning spots, including Paradise Beach. At the far end, you can even see the island's most famous kitesurfing spot.




One & Only

The beach at the One & Only is very well equipped, with hammocks and photo frames. The hotel spa is simply amazing.

Quick tip: you can negotiate a day pass to the spa on site after booking a meal at a restaurant for dinner or lunch.



Photo spot 5 & 6



Natural Bridge & Blowhole

This spot, accessible by quad bike or on foot, is magnificent and truly contrasts with the rest of the island! There's no lagoon or coral reef here, just a view of the raging ocean. Be careful if you go on a windy day, you might encounter big waves; it can quickly become impressive and dangerous, but the view is worth the trip! You can walk across the natural bridge to enjoy the view.



Gris-gris Beach and St Felix

These are two magnificent viewpoints, publicly accessible and easily reachable by car. Gris-Gris beach is below the viewpoint, offering a panoramic view of the wild ocean.

St Felix has a superb view with coconut trees and the lagoon in the background, perfect for taking some photos too :)



My photographer contacts



Carole Mai -

Photographer and creator of lasting memories in Mauritius

Photographer and photography coach Carole captures precious moments in life for your wedding, honeymoon, maternity, birth, for couples or families. She also offers photo sessions for your business or to illustrate your holidays, creating lasting and authentic memories.

Her passion shines through in her delicate and vibrant photographs.


[Click here to contact Carole.](#)

*Justine Negrello Photography -
Photographer of emotions in Mauritius*

A passionate photographer, Justine captures authentic moments filled with love, connection, and emotion. She offers fun and natural photo sessions for couples, families, or individuals, in the island's most beautiful settings. She also provides aerial drone photography for spectacular memories under the coconut palms or in the heart of nature.

Its goal: to give you a unique experience, and to allow you to relive the emotions of this session, today and for a long time to come.

[Click here to contact Justine.](#)



Did your trip inspire you to go further? 🙈

Contact MyDodoLife on my behalf: by using the code DODO-LBAM
you get a 10% discount on serenity packs :)



*Votre expatriation à l'île Maurice
en toute sérénité*

Book your free discovery call by clicking on this link:
<https://calendly.com/mydodolife/expat-e3r>



Settle into Mauritius with complete peace of mind!



Residence Permit
and Premium Visa



Installation
support



Looking for accommodation
or a vehicle



Administrative
assistance

Book your

appointment now!



+230 5253 6697



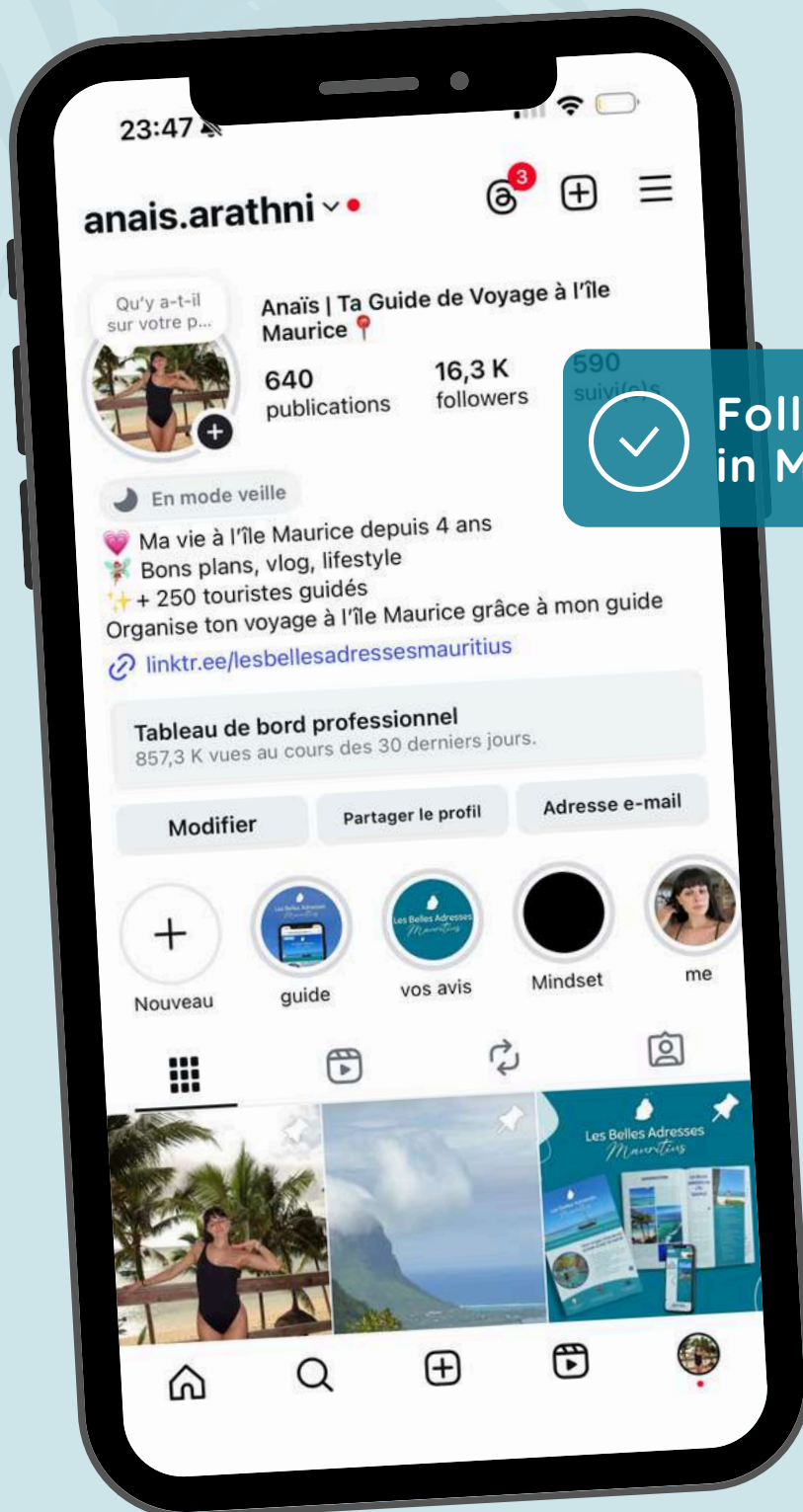
contact@mydodolife.com



Grand Baie, Mauritius

LES BELLES ADRESSES MAURITIUS CONTINUE ON INSTAGRAM!

[@anais.arathni](https://www.instagram.com/anais.arathni)



Follow my daily life
in Mauritius! 🌸





Les Belles Adresses *Mauritius*

**THANK YOU SO MUCH FOR YOUR TRUST!
Please remember to give me some feedback on
my guide via private message or email :)**

