

A woman in silhouette stands on a narrow path of water at sunset, surrounded by a large flock of birds flying in the sky. The scene is bathed in the warm, golden light of the setting sun, with the water reflecting the light and the birds scattered across the sky.

# How to Become More Resilient: A Guide to Thriving Through Adversity

By Tim Piccirillo

# Disclaimer of Liability

The information provided in this ebook is for educational and informational purposes only. It is not intended as a substitute for professional advice, diagnosis, or treatment. Readers are encouraged to consult with qualified professionals regarding any physical, mental, or emotional health concerns, or any other condition that may require medical, psychological, legal, or financial attention. The author and publisher make no representations or warranties concerning the accuracy, applicability, or completeness of the content contained herein. By reading this ebook, you agree that you are solely responsible for the results of your actions and decisions. The author, publisher, and associated parties shall not be held liable or responsible for any loss or damage allegedly arising from the use of this ebook. All efforts have been made to ensure the material is current and accurate at the time of publication. However, laws, practices, and circumstances may change, and the author assumes no responsibility for errors, omissions, or outdated information. By using this ebook, you acknowledge that you are doing so voluntarily and at your own risk.

# Table Of Contents

<b>Disclaimer of Liability</b>	1
<b>Chapter One</b>	7
<b>Chapter two</b>	15
<b>Chapter Three</b>	24
<b>Chapter Four</b>	32
<b>Chapter Five</b>	39
<b>Chapter Six</b>	47
<b>Chapter Seven</b>	54
<b>Chapter Eight</b>	61
<b>Chapter Nine</b>	69
<b>Chapter Ten</b>	77
<b>Chapter Eleven</b>	85
<b>Conclusion</b>	93
<b>About Tim Piccirillo...</b>	95

## Why I Wrote This Ebook

My interest in resilience began decades ago. I was born with Tourette's Syndrome, a neurological disorder involving repetitive movements called "tics" and/or unwanted sounds. I never had the verbal tics, but I had a severe case with full body involvement of uncontrolled tics. When I was diagnosed at the age of 15 my doctor told me there was no cure and no real treatment protocol for the disorder. This was simply because they didn't know much about it. There weren't many studies done and very little medical literature on it. I was now on my own, I figured. There was no cure and I had to learn to navigate life with this annoying, debilitating, embarrassing and sometimes downright painful thing called Tourettes. As a result, I learned early on to become resilient.

I started self-medicating with alcohol and marijuana at the age 16 and became an alcoholic within just a couple of years. I got sober through a 12-step program and have maintained my sobriety for almost 25 years. I've heard this before on TV and in articles where celebrities would tell the interviewer that getting sober was the hardest thing they've ever done. In my experience, that's largely true. It wasn't easy but I'm glad I got sober.

I also got a severe case of Covid-19 at the outset of the pandemic and was in an ICU Covid unit for a week very close to death. It literally took me 3 months to recover from this virus and my body has changed considerably as a result.

And to top it all off, I lost most of my possessions in a hurricane last year.

**"How to Become More Resilient: A Guide to Thriving Through Adversity"**

## Introduction

Life is full of challenges, but it is not the challenges that define us—it's how we respond to them. Resilience is the ability to bounce back stronger, smarter, and more. How can I make this claim despite all the adversity I've gone through?

In a word: mindset.

In essence, I've trained my mind to be resilient.

Look, we both know that life isn't fair. I've always been fascinated as to how some people go through horrific events or situations and come out largely unscathed emotionally and mentally. We are all born with an innate sense of resiliency but some people have the ability to bounce back faster and easier than others.

John McCain is a good example. He was a prisoner of war in the infamous Hanoi Hilton during the Vietnam War for 5 1/2 years. He was beaten and tortured regularly, and despite them "breaking" him through torture, he had no lingering negative mental health effects.

Why did other soldiers die or give up when they suffered the same treatment and abuse at the hands of their captors while McCain didn't?

This is where the "innate" part of resilience comes in. We're all born with resilience. Some are simply born with a stronger version of this trait than others. But the good news is that resilience can be learned.

My point in all this is that I feel I'm qualified to write about resilience because not only have I endured a lot of trauma and adversity in my life, but I've also "found a way out" of it. And it's achievable by virtually anyone who wants to learn and practice resiliency skills.

Resilience is like a muscle. You need to exercise it and build on it.

I wrote this ebook for boomers, because I'm one. And I know many boomers are thrown off by the rapid—and sometimes drastic— changes in our government, technology and the economy. Artificial Intelligence (AI) is changing the world and will have a major impact in the coming years on how we work and live.

This guide is your step-by-step blueprint to developing resilience, helping you build the mental and emotional tools you need to thrive.

In this book, you'll discover how to:

- Develop a resilient mindset.
- Reframe negative thoughts into empowering beliefs.
- Adapt to life's changes with confidence and clarity.
- Build emotional strength and long-term self-efficacy.

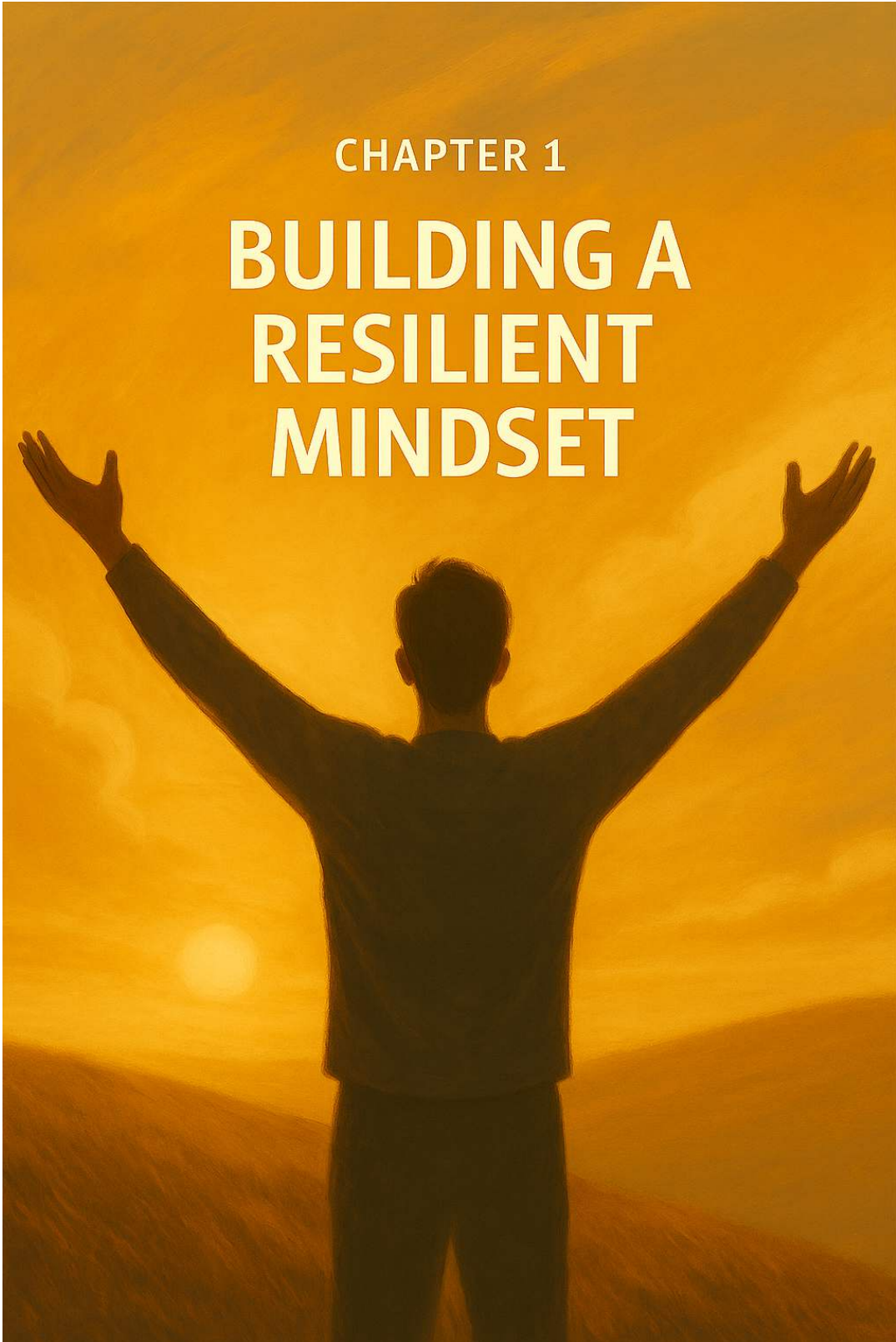
I just want to say one more crucial thing before we get into the topic: You're NOT too old to learn this information and develop mental toughness, which is essentially what resilience is all about. The old adage, "You can teach an old dog new tricks" does not apply here. Anyone of any age can improve their resilience if they're willing to learn the techniques and practice them every chance they get. You just need to keep an open mind to what I'm about to teach in this guidebook.

Now that you know you can learn methods and techniques to build your resilience muscle no matter what age you are, let's get started on your journey to a more resilient you!

# Chapter One

CHAPTER 1

# BUILDING A RESILIENT MINDSET



Resilience begins in the mind. It's not just about enduring hardship; it's about shaping your thoughts to respond to challenges in ways that foster growth, adaptability, and strength. Developing a resilient mindset requires intentional effort, but the rewards are profound—clarity in tough times, emotional stability, and a sense of empowerment no matter what life throws at you.

In this chapter, we'll explore the key principles of building a resilient mindset and practical strategies you can start applying today.

### **What is a Resilient Mindset?**

A resilient mindset is the ability to see challenges not as insurmountable obstacles but as opportunities to learn and grow. It's not about denying difficulties or forcing positivity; rather, it's about shifting your perspective to focus on what you can control and how you can adapt.

## The Core Principles of a Resilient Mindset:

### 1. **Growth Over Fixed Thinking:**

A resilient mindset is rooted in a growth mindset—the belief that skills, abilities, and intelligence can be developed through effort and learning. When faced with adversity, people with a growth mindset view it as an opportunity to strengthen themselves, while those with a fixed mindset may feel defeated and stuck.

### 2. **Focus on What You Can Control:**

Resilient individuals differentiate between what is within their control and what isn't. By focusing energy on the aspects they can influence, they avoid wasting emotional resources on the uncontrollable.

### 3. **Optimism with Realism:**

A resilient mindset involves a balanced outlook—acknowledging difficulties while believing in your ability to navigate through them.

### 4. **Flexibility and Adaptability:**

Challenges often require new ways of thinking and acting. Resilience thrives when you are open to change and willing to pivot as needed. This can be challenging to some boomers who are “set in their ways”, but, again, having an open mind is the only real prerequisite to success with this.

## How to Build a Resilient Mindset

Cultivating resilience is like training a muscle. It takes practice, but over time, you'll develop the mental strength to weather storms with confidence. Below are strategies to help you build this foundation.

## 1. Shift Your Perspective

One of the first steps in building resilience is recognizing how your perspective shapes your experience. When faced with a challenge, ask yourself:

- What can I learn from this situation?
- How can I grow as a result of this experience?
- What aspects of this challenge are within my control?

For example, imagine losing a job. Instead of focusing solely on the loss, shift your perspective to consider the opportunity it presents—whether it's pursuing a new career path, upgrading your skills, or reassessing your priorities.

### Exercise

Write about a past adversity. Reflect on how it shaped you and what you learned. This process helps reinforce the idea that struggles can lead to growth.

## 2. Develop Self-Awareness

Understanding your thoughts, emotions, and triggers is essential for resilience. When you're aware of how you respond to stress, you can take proactive steps to manage your reactions.

- **Track your thoughts:** Pay attention to recurring negative thoughts and how they influence your mood.
- **Pause before reacting:** When faced with a stressful situation, take a moment to breathe and consider your response.

**Tip:** Meditation and mindfulness exercises can enhance self-awareness, helping you stay grounded during tough times. Personally, I meditate every day. It helps me stay more calm and grounded no matter what's going on around me.

### **3. Reframe Challenges as Opportunities**

The way you frame challenges can significantly impact how you deal with them. Resilient people tend to reframe adversity as a chance to build strength or acquire new skills. This doesn't mean dismissing the pain or difficulty of a situation, but finding meaning within it.

#### **Example:**

If you're dealing with a difficult relationship such as a pesky neighbor you don't get along with, instead of focusing on the frustration, consider how it might teach you patience, boundary-setting, or effective communication.

#### **Exercise:**

Next time you face a challenge, write it down and list three possible positive outcomes from the situation.

### **4. Cultivate a Positive Inner Dialogue**

Your self-talk—the way you speak to yourself in your mind—has a powerful influence on your resilience. Negative self-talk can amplify stress, while positive self-talk can empower you to persevere.

#### **Steps to Improve Inner Dialogue:**

- Replace “I can’t handle this” with “I’ll figure this out one step at a time.”
- Turn “Why is this happening to me?” into “What can I learn from this experience?”
- Practice affirmations like, “I am strong enough to face this challenge.”

## 5. Embrace Failure as Feedback

Fear of failure often undermines resilience. To build a resilient mindset, you must redefine failure—not as a dead-end but as feedback for improvement. When you fail, ask yourself:

- What went wrong, and why?
- What could I do differently next time?
- How can I use this experience to grow?

Adopting this perspective helps reduce the emotional weight of failure, freeing you to take risks and step outside your comfort zone.

## 6. Focus on Small Wins

Big successes often feel far off when you’re in the midst of adversity. That’s why celebrating small victories is crucial. Small wins build confidence and momentum, reinforcing your belief in your ability to overcome obstacles.

### **Exercise:**

Each day, write down one small accomplishment. Over time, you’ll have a record of progress that boosts your motivation. I cannot tell you how effective putting pen to paper will solidify a more positive mindset when you do this.

## 7. Build Mental Toughness

Mental toughness is the ability to stay strong under pressure. You can develop this trait by:

- **Practicing gratitude:** Focusing on what you're thankful for shifts your attention from what's wrong to what's right. ( Side note: Gratitude is the #1 tool I use to navigate life!)
- **Exposing yourself to discomfort:** Take on challenges that stretch you, like trying a new skill or tackling a difficult task. Being a boomer, you're retired and now have the time to explore new things.
- **Visualizing success:** Picture yourself overcoming adversity and succeeding, reinforcing your confidence.

## 8. Commit to Lifelong Learning

Resilient individuals are perpetual learners. By staying curious and open to new ideas, you expand your ability to adapt and thrive in changing circumstances.

- Read books or take courses on personal development.
- Surround yourself with people who inspire you to grow.
- Reflect regularly on what you've learned and how it's shaping your life.

### Resilience in Action: A Case Study

Let's consider an example of resilience in action. Meet Sarah, a small business owner who lost everything during an economic downturn. Initially devastated, Sarah decided to view the loss as an opportunity. She took time to analyze what went wrong and started a new business, applying the lessons she had learned. By focusing on small wins, maintaining a positive outlook, and seeking support, Sarah rebuilt her business and emerged stronger than before.

Sarah's story illustrates that resilience isn't about avoiding setbacks; it's about using them as stepping stones to greater strength.

## Conclusion

Building a resilient mindset doesn't happen overnight, but with consistent practice, it becomes a way of life. By shifting your perspective, reframing challenges, embracing failure, and focusing on growth, you lay the foundation for a life where adversity becomes an opportunity to thrive.

Your mind is your greatest tool in the face of hardship. Use it wisely, nurture it regularly, and watch your resilience grow.

## Key Concept: Mindset Shapes Resilience

Resilience starts with a mindset. By believing in your ability to grow and adapt, you create the foundation for overcoming life's toughest challenges.

## Action Steps:

- **Daily Affirmations:** Write down one positive statement about your ability to handle challenges each morning.
- **Reflection Exercise:** Think about a time when you overcame a significant obstacle. What strengths did you use?

## Chapter two



## CHAPTER 2 EMOTIONAL AWARENESS & SELF-COMPASSION

Emotional awareness and self-compassion are essential components of resilience. While resilience often conjures images of strength and fortitude, it also involves understanding and managing your emotions with kindness and care. This chapter explores how emotional awareness and self-compassion work together to help you navigate adversity, enhance your mental well-being, and build resilience.

## Understanding Emotional Awareness

Emotional awareness is the ability to recognize and understand your emotions and their impact on your thoughts and actions. Many people—particularly men—suppress or ignore their feelings, believing that doing so makes them stronger. This is an ingrained cultural thing that isn't a good thing and can even be toxic. Ignoring emotions can lead to unprocessed stress, emotional outbursts, or even physical health issues.

Becoming emotionally aware involves three key steps:

### 1. Recognizing Emotions

The first step in emotional awareness is noticing what you're feeling. Emotions often manifest physically before you consciously recognize them. For example, anxiety may show up as a racing heart, tightness in the chest, or sweaty palms.

### Exercise: The Emotion Check-In

Take five minutes each day to pause and ask yourself:

- What am I feeling right now?
- Where do I feel this emotion in my body?
- What triggered this emotion?

Write your observations in a journal to identify patterns over time.

## 2. Understanding Emotional Triggers

Once you recognize your emotions, the next step is identifying their triggers. Triggers are events, people, or circumstances that elicit strong emotional responses. By understanding your triggers, you can anticipate and manage your reactions more effectively.

### Exercise: Trigger Mapping

1. Write down a recent situation that caused a strong emotional reaction.
2. Identify the trigger.
3. Reflect on why this trigger affects you.
4. Consider how you might respond differently next time.

For example, if criticism from a colleague triggered feelings of inadequacy, reflect on whether it stems from a fear of failure or past experiences with criticism.

## 3. Accepting and Validating Emotions

The final step in emotional awareness is accepting your feelings without judgment. Avoid labeling emotions as "good" or "bad." Instead, view them as valuable signals about your inner state.

### Mantra for Acceptance:

"It's okay to feel this way. My emotions are valid, and they will pass."

## The Role of Self-Compassion

Self-compassion is the practice of treating yourself with the same kindness and understanding you would offer to a close friend. When you face challenges or setbacks, self-compassion allows you to acknowledge your pain without being consumed by self-criticism.

### The Three Components of Self-Compassion:

1. **Self-Kindness:** Replace self-criticism with words of encouragement and care.
2. **Common Humanity:** Recognize that struggles and imperfections are part of being human. You're not alone in your challenges.
3. **Mindfulness:** Be present with your emotions without exaggerating or suppressing them.

### How Emotional Awareness and Self-Compassion Build Resilience

Together, emotional awareness and self-compassion strengthen resilience by helping you process emotions constructively and maintain a positive relationship with yourself. Here's how they work:

1. **Reduced Stress:** By accepting and validating emotions, you avoid the added stress of suppressing or fighting them.
2. **Improved Problem-Solving:** Emotional awareness provides clarity, enabling you to approach challenges with a calm and focused mind.
3. **Stronger Self-Belief:** Self-compassion fosters a sense of worthiness, empowering you to persevere through adversity.

### Practical Strategies for Cultivating Emotional Awareness and Self-Compassion

Here are actionable steps to help you enhance both emotional awareness and self-compassion in your daily life.

## 1. Practice Mindfulness

Mindfulness is the foundation of both emotional awareness and self-compassion. It involves paying attention to the present moment without judgment. Mindfulness helps you tune into your emotions, understand their source, and respond thoughtfully.

### Exercise: The 3-Minute Pause

1. Take a deep breath and bring your attention to your body.
2. Identify what emotions you're feeling. Name them without judgment (e.g., "I feel frustrated.").
3. Ask yourself what you need in this moment.

Regular mindfulness practice can help you respond to emotions with greater clarity and kindness.

## 2. Replace Self-Criticism with Self-Kindness

When faced with setbacks or mistakes, many people engage in harsh self-criticism. This habit can erode your confidence and resilience over time. Self-kindness involves reframing self-critical thoughts into supportive ones.

### Exercise: Reframe the Inner Critic

1. Write down a critical thought you've had about yourself.

Example: "I always mess things up."

2. Reframe it into a supportive statement.

Example: "I made a mistake, but I'm learning and growing from it."

3. Repeat the supportive statement whenever the critical thought arises.

### **3. Develop an Emotional Vocabulary**

Being able to label your emotions accurately helps you process them more effectively. Instead of vague terms like "bad" or "upset," try pinpointing specific emotions like "disappointed," "frustrated," or "anxious."

#### **Tool: The Emotion Wheel**

Use an emotion wheel to expand your emotional vocabulary. The wheel categorizes emotions into primary feelings (e.g., joy, anger, sadness) and their nuanced variations.

### **4. Nurture Yourself During Difficult Times**

Self-compassion involves taking intentional steps to comfort yourself when you're struggling. This can include physical, emotional, or mental care.

#### **Self-Soothing Techniques:**

- Wrap yourself in a soft blanket and sip tea.
- Write a journal entry expressing your feelings.
- Listen to calming music or a guided meditation.

#### **Affirmation for Difficult Moments:**

"I am doing the best I can, and that is enough."

### **5. Celebrate Your Humanity**

One of the barriers to self-compassion is the belief that you're the only one struggling. Acknowledging your shared humanity can ease feelings of isolation.

#### **Exercise: The Common Humanity Journal**

Write about a challenge you're facing and reflect on how others might experience similar struggles. This practice helps normalize your feelings and fosters connection with others.

### **6. Seek Support When Needed**

Emotional awareness and self-compassion don't mean handling everything on your own. Seeking support—whether from friends, family, or a therapist—can provide perspective and comfort during difficult times.

**Tip:** Create a list of supportive people in your life and reach out when you feel overwhelmed.

### **Overcoming Barriers to Self-Compassion**

Building emotional awareness and self-compassion can be challenging, especially if you're accustomed to suppressing emotions or being hard on yourself. Here are common barriers and how to address them:

1. **Fear of Weakness:**

**Myth:** Being kind to yourself makes you weak.

**Truth:** Self-compassion strengthens your ability to face challenges with resilience.

2. **Perfectionism:**

**Myth:** I have to be perfect to deserve kindness.

**Truth:** Perfection isn't a requirement for self-compassion. You are worthy as you are.

3. **Cultural or Social Conditioning:**

**Myth:** Focusing on myself is selfish.

**Truth:** Caring for yourself enables you to show up fully for others.

## **The Power of Emotional Awareness and Self-Compassion**

By cultivating emotional awareness, you gain a deeper understanding of yourself and your needs. Self-compassion, in turn, allows you to meet those needs with kindness and care. Together, these practices create a powerful foundation for resilience, helping you navigate adversity with strength and grace.

As you continue your journey, remember this: resilience isn't about avoiding emotions or criticism; it's about embracing your humanity, treating yourself with compassion, and using every experience—positive or negative—as an opportunity to grow.

Recognizing and managing your emotions is essential to building resilience. Practicing self-compassion helps you process setbacks without judgment.

**Action Steps:**

- **Daily Emotional Check-Ins:** At the end of each day, write down the emotions you felt and what triggered them.
- **Self-Compassion Practice:** Replace self-criticism with self-encouragement when things don't go as planned.

## Chapter Three

### CHAPTER 3



# Reframing Negative Thoughts

Negative thoughts can be like a storm cloud, casting a shadow over your perspective and limiting your ability to navigate challenges effectively. Resilience requires not only recognizing these thoughts but also learning to challenge and reframe them. In this chapter, we'll explore how negative thought patterns form, how to identify them, and strategies to transform them into empowering beliefs that build strength and resilience.

## The Impact of Negative Thinking

Negative thoughts often arise from stress, self-doubt, or fear. While occasional pessimism is normal, persistent negative thinking can affect your emotional health, relationships, and decision-making.

## The Downward Spiral of Negative Thinking

Negative thoughts can create a vicious cycle:

1. **Triggering Event:** Something stressful or challenging occurs.
2. **Negative Interpretation:** You interpret the event in a way that reinforces doubt or fear.
3. **Emotional Response:** This interpretation leads to feelings of anxiety, frustration, or hopelessness.
4. **Behavioral Consequences:** You respond in ways that reinforce the negative pattern, such as avoidance or self-criticism.

Breaking this cycle starts with recognizing these patterns and reframing them.

## Identifying Negative Thought Patterns

To change negative thinking, you first need to identify the patterns that contribute to it. These patterns, often called *cognitive distortions*, are common but not always easy to recognize.

## Common Cognitive Distortions

1. **All-or-Nothing Thinking:** Viewing situations in extremes, with no middle ground (e.g., "I failed, so I'm a complete failure.").
2. **Catastrophizing:** Assuming the worst-case scenario will happen (e.g., "If I mess up this project, I'll lose my job.").
3. **Overgeneralization:** Drawing broad conclusions from a single event (e.g., "I didn't get this promotion, so I'll never succeed.").
4. **Personalization:** Blaming yourself for things outside your control (e.g., "It's my fault the meeting went poorly.").
5. **Mental Filtering:** Focusing only on the negatives while ignoring the positives (e.g., "I made one mistake, so the whole day was a disaster.").
6. **Discounting the Positive:** Dismissing achievements or positive feedback (e.g., "They're just being nice. It wasn't a big deal.").

### Exercise:

Spend a week journaling your thoughts. Each time you experience stress, frustration, or self-doubt, write down:

- The situation.
- Your thoughts about it.
- How those thoughts made you feel.

Look for recurring cognitive distortions in your journal entries.

## Reframing Negative Thoughts

Once you've identified negative thought patterns, the next step is to challenge and reframe them. Reframing involves replacing unhelpful thoughts with ones that are more balanced, constructive, and empowering.

### The Thought-Reframing Process

1. **Identify the Negative Thought:** Write it down to bring awareness to it.
2. **Examine Its Accuracy:** Ask yourself:
  - Is this thought based on facts or assumptions?
  - Am I seeing the whole picture?
  - Would I say this to a friend in a similar situation?
3. **Challenge the Thought:** Look for evidence that contradicts it.
4. **Reframe It:** Replace the negative thought with a balanced or positive alternative.

### Example:

Negative Thought: "I'll never be good at this job."

Reframed Thought: "I'm facing challenges now, but I'm learning and improving every day."

## Using Positive Affirmations

Positive affirmations are statements that reinforce self-belief and counteract negative thinking. They're especially effective when repeated consistently. I use affirmations all the time. They reinforce the skill or mindset I'm trying to adopt.

### Examples of Affirmations:

- "I am capable of overcoming challenges."
- "I am a work in progress, and that's okay."
- "Every setback is an opportunity to grow."

Write down affirmations that resonate with you and say them aloud daily.

## Techniques for Reframing Negative Thoughts

Here are several proven techniques to help you reframe negative thinking.

### 1. The ABCDE Model

Developed by psychologist Dr. Albert Ellis, the ABCDE model is a structured way to challenge and change negative thoughts.

- **A: Activating Event**

Identify the event or situation that triggered your negative thought.

*Example:* You didn't get invited to a social gathering.

- **B: Belief**

Write down your immediate belief about the event.

*Example:* "They don't like me, and I'm not worth their time."

- **C: Consequences**

Note the emotional and behavioral consequences of that belief.

*Example:* Feeling rejected and withdrawing from others.

- **D: Disputation**

Challenge the belief by asking:

- Is this belief based on facts?
- Are there other explanations?

*Example:* "Maybe they thought I was busy or simply forgot to invite me."

- **E: Effective New Belief**

Replace the negative belief with a healthier, more balanced one.

*Example:* "I'll reach out to them and make plans another time."

## 2. Cognitive Restructuring

This technique involves identifying irrational thoughts and restructuring them into logical, rational ones.

### Steps:

1. Identify the irrational thought.
2. Ask yourself, "What evidence supports this thought? What evidence contradicts it?"
3. Create a rational alternative thought.

### Example:

Irrational Thought: "I can't handle this situation."

Rational Alternative: "This is hard, but I have handled tough situations before, and I can handle this too."

## 3. The Best Friend Test

Imagine a close friend is in your situation and shares their negative thoughts with you. What would you say to support them? Often, we're much kinder and more compassionate to others than to ourselves.

### Exercise:

Write a letter to yourself as if you were advising a friend. Offer encouragement and perspective to reframe your negative thoughts.

## 4. The Five Whys

This method helps you uncover the root cause of your negative thoughts. By addressing the underlying issue, you can reframe the thought more effectively.

## Steps:

1. Write down your negative thought.
2. Ask yourself "Why?" and write down the answer.
3. Repeat the process five times to dig deeper.

## Example:

Negative Thought: "I'll never succeed in my career."

- Why? "Because I failed an important project."
- Why? "Because I didn't prepare enough."
- Why? "Because I was overwhelmed with other tasks."
- Why? "Because I didn't set clear priorities."
- Why? "Because I need better time management skills."

Reframed Thought: "I can learn better time management to succeed in future projects."

## Turning Reframing into a Habit

Reframing negative thoughts takes practice. Here's how to make it a consistent habit:

1. **Daily Journaling:** Write down at least one negative thought and reframe it each day.
2. **Accountability Partner:** Share your reframing process with a trusted friend or mentor for feedback and support.
3. **Set Reminders:** Use sticky notes, phone reminders, or affirmations to reinforce positive thinking throughout the day.
4. **Celebrate Progress:** Acknowledge when you successfully reframe a negative thought. Small wins build momentum.

## The Long-Term Benefits of Reframing Negative Thoughts

By identifying and reframing negative thoughts, you unlock a range of emotional and mental benefits:

- **Reduced Stress and Anxiety:** Balanced thinking prevents unnecessary worry.
- **Improved Problem-Solving:** A positive outlook fosters creative solutions.
- **Greater Resilience:** You'll develop a stronger ability to navigate challenges with confidence.
- **Stronger Relationships:** Reframing helps you communicate more constructively and avoid misunderstandings.

### Conclusion

Negative thoughts can feel overwhelming, but they don't have to control your life. By identifying and challenging cognitive distortions, you can replace self-limiting beliefs with empowering ones. This shift not only strengthens your resilience but also enhances your overall mental well-being.

Remember, reframing negative thoughts is a skill that improves with practice. Each time you choose to challenge negativity and embrace a more constructive perspective, you're building the mental foundation for a resilient and fulfilling life.

## Chapter Four

### CHAPTER 4



# **BUILDING CONFIDENCE THROUGH SMALL WINS**

## Building Confidence Through Small Wins

Resilience is often misunderstood as an innate trait—something some people are born with while others are not. In reality, resilience is a skill that anyone can develop. It is built not in leaps and bounds but in steady, consistent steps. At its core, resilience thrives on confidence—the belief that you can overcome challenges. But where does this confidence come from? The answer lies in *small wins*.

### The Psychology of Small Wins

Small wins are incremental steps of progress toward a larger goal. They may seem insignificant, but their impact on your mindset and momentum is profound.

Psychologist Teresa Amabile, a leading researcher on workplace motivation, coined the term "progress principle," which highlights how even small achievements can foster motivation and positive emotions. When you experience a small win, your brain releases dopamine, the feel-good chemical, which boosts your mood and reinforces the desire to keep going.

Imagine you're facing a daunting task, like rebuilding your life after a major setback. The enormity of the challenge can feel paralyzing. Small wins break down this overwhelming mountain into manageable, bite-sized pieces. Each success, no matter how minor, becomes a stepping stone to regaining confidence and momentum.

### Why Small Wins Matter

### **1. They Foster a Sense of Control**

When life feels out of control, small wins restore a sense of agency. Even in the face of chaos, achieving a small goal reminds you that there are still things within your power.

### **2. They Reduce Overwhelm**

A massive challenge can feel insurmountable when viewed in its entirety. Small wins allow you to focus on manageable tasks, reducing feelings of overwhelm and anxiety.

### **3. They Build Confidence Incrementally**

Confidence doesn't come from a single moment of triumph; it's built over time through repeated experiences of success. Small wins provide consistent opportunities to prove your capabilities to yourself.

### **4. They Reinforce Positive Behaviors**

Success is self-reinforcing. Each small win strengthens the neural pathways associated with positive actions, making it more likely that you'll continue engaging in those behaviors.

## **Practical Steps to Achieve Small Wins**

### **1. Break Down Big Goals into Micro-Goals**

The first step in achieving small wins is to break larger goals into smaller, more manageable tasks. For example:

- If your goal is to run a marathon, start by running for five minutes a day.
- If you want to rebuild your finances, begin by saving \$5 per week or creating a simple budget.

Each micro-goal should be specific, measurable, and realistic. The smaller and more achievable the task, the more likely you are to succeed and build momentum.

## **2. Focus on What You Can Control**

During tough times, it's easy to dwell on what's beyond your control. Instead, channel your energy into actions you can take. For instance, if you're dealing with a health challenge, you might not be able to cure your condition, but you can control small actions like eating nutritious meals, staying hydrated, or practicing meditation.

## **3. Track and Celebrate Your Wins**

Keeping a record of your accomplishments, no matter how small, can be incredibly motivating. Use a journal, app, or simple checklist to log your daily wins. Celebrate them, even if it's just with a moment of acknowledgment or a small reward.

## **4. Be Kind to Yourself**

Progress isn't always linear. There will be setbacks and days when you feel stuck. During these times, remind yourself of the small wins you've already achieved and use them as evidence of your capability. Self-compassion is a crucial part of resilience.

## **Building Momentum Through Small Wins**

Momentum is the silent ally of resilience. Once you achieve a few small wins, you'll notice that your confidence and motivation start to build naturally. This creates a positive feedback loop:

1. You set a small, achievable goal.
2. You accomplish it, which boosts your confidence.
3. Your newfound confidence motivates you to tackle the next goal.
4. With each success, your resilience strengthens, and larger challenges begin to feel more manageable.

## **The Compound Effect of Small Wins**

The beauty of small wins is that their impact compounds over time. Think of it like investing: a single deposit may seem insignificant, but with consistent contributions and interest, your account grows exponentially. Similarly, each small win contributes to a growing reservoir of confidence and resilience.

## **Real-Life Applications of Small Wins**

### **1. Rebuilding After Financial Hardship**

Imagine you're drowning in debt, and the idea of becoming financially stable feels impossible. Start with one small step: create a list of your debts. Then, commit to paying off the smallest one first, even if it's just \$10 at a time. Each payment is a small win that builds confidence in your ability to tackle larger financial goals. I had to do this in a different way after Hurricane Helene which took most of my possessions. I had to prioritize what I would buy first, based on immediate need, etc.

### **2. Overcoming a Health Challenge**

If you're recovering from an illness or injury, focus on small milestones like walking to the end of the driveway or completing a five-minute meditation. These wins reinforce your belief that recovery is possible. I remember my first walk outside after recovering from Covid was a mere 50 feet and I was exhausted after it!

### **3. Building Emotional Resilience**

During times of emotional distress, even simple acts like getting out of bed, taking a shower, or calling a friend can be powerful small wins. Each action reminds you that you're capable of moving forward, even in difficult circumstances.

#### **Stories of Small Wins Leading to Big Change**

##### **Case Study: From Setback to Comeback**

Jennifer was a single mother who lost her job during an economic downturn. Overwhelmed by the prospect of finding new work while raising two kids, she decided to focus on one small win each day. On the first day, she updated her resume. The next day, she sent out one job application. Over time, these small actions added up, and within three months, she secured a new job and rebuilt her confidence.

##### **Case Study: The Marathoner Who Started with One Block**

Daniel always dreamed of running a marathon but felt it was out of reach due to his sedentary lifestyle. Instead of jumping straight into intense training, he started by jogging one block each day. Slowly, he increased his distance, celebrating each milestone along the way. Two years later, Daniel crossed the finish line of his first marathon, a testament to the power of small wins.

## Overcoming Setbacks

Even with small wins, setbacks are inevitable. The key is to view setbacks not as failures but as opportunities to learn and grow. When you encounter a roadblock:

1. Reflect on what you can learn from the experience.
2. Revisit your small wins to remind yourself of your progress.
3. Adjust your approach and take the next small step forward.

## A Call to Action

Building resilience through small wins requires patience, persistence, and self-compassion. Start by identifying one small action you can take today. Maybe it's sending an email you've been avoiding, drinking an extra glass of water, or taking five minutes to breathe deeply.

Over time, these small actions will add up to something remarkable: unshakable confidence and a deep well of resilience that will carry you through life's toughest challenges.

Remember, resilience isn't about conquering mountains in a single leap—it's about taking one step at a time and celebrating every step forward. With each small win, you are building a stronger, more capable version of yourself. The journey begins today.

# Chapter Five



## CHAPTER 5

# COPING STRATEGIES FOR STRESS AND ANXIETY (PT.1)

Resilience is often thought of as the ability to withstand life's storms, but an equally critical component is adaptability—the capacity to bend without breaking, to adjust to new circumstances, and to thrive in the face of uncertainty. Developing adaptability and flexibility allows you not only to endure adversity but to find opportunities for growth within it. This chapter explores practical ways to cultivate these essential qualities, empowering you to navigate challenges with grace and emerge stronger on the other side.

### **The Importance of Adaptability in Resilience**

Life is inherently unpredictable. No matter how much we plan, unexpected events will disrupt our path. Whether it's a sudden job loss, a health crisis, or a shift in personal relationships, adaptability enables us to respond constructively to these changes. While resilience gives us the strength to persevere, adaptability provides the tools to adjust our sails when the winds shift.

Adaptable individuals are often better at problem-solving and quicker to rebound from setbacks because they view change not as a threat, but as an opportunity to learn and grow. This mindset is crucial for turning adversity into advantage.

### **The Mindset of Flexibility**

At the heart of adaptability lies a flexible mindset. This doesn't mean compromising your values or principles; rather, it means being open to new perspectives and willing to reassess your assumptions. A flexible mindset allows you to pivot when necessary, explore alternative solutions, and embrace the unknown.

Here are some ways to cultivate a flexible mindset:

### 1. Reframe Challenges as Opportunities

Instead of viewing a setback as a failure, consider it a learning opportunity. Ask yourself: *What can I gain from this experience?* Shifting your perspective can reduce fear and foster creativity.

### 2. Practice Detachment from Outcomes

While it's important to set goals, becoming overly attached to specific outcomes can lead to frustration when things don't go as planned. By focusing on the process rather than the result, you can adapt more easily to changes along the way.

### 3. Challenge Your Assumptions

Regularly question your beliefs and be open to new information. This practice helps you stay agile and prepared to revise your approach when circumstances change. This can be particularly challenging to boomers, as many of us are set in our ways. Challenging "what's always been" is a great way to keep your mindset flexible.

## Building Adaptive Habits

Adaptability is not just a trait; it's a skill that can be developed through intentional practice. The following habits can help you become more adaptive in your daily life:

## 1. Develop a Growth Mindset

According to psychologist Carol Dweck, individuals with a growth mindset believe that their abilities can be developed through effort and learning. Adopting this mindset encourages you to see change as an opportunity to grow, rather than a barrier to overcome.

**Action Step:** Reflect on past challenges and identify how they helped you grow. Keep a journal to document your progress in adapting to new situations.

## 2. Embrace Uncertainty

Uncertainty is often uncomfortable, but it's a natural part of life. Learning to tolerate ambiguity can help you remain calm and resourceful in unpredictable situations.

**Action Step:** Push yourself out of your comfort zone regularly, whether by trying a new activity, meeting new people, or exploring unfamiliar environments. Over time, you'll become more comfortable with uncertainty.

### 3. Strengthen Problem-Solving Skills

Adaptability often requires quick thinking and creative solutions. Enhancing your problem-solving skills can help you approach challenges with confidence and resourcefulness.

**Action Step:** When faced with a problem, brainstorm multiple solutions before deciding on a course of action. Practice thinking outside the box by considering unconventional approaches.

### 4. Stay Physically and Emotionally Agile

Your body and mind are interconnected, and physical agility often translates into emotional agility. Activities like yoga, tai chi, or even regular exercise can improve your ability to stay balanced and flexible under pressure. This again, is even more crucial to boomers who want to preserve their health for as long as possible.

**Action Step:** Incorporate physical activities that promote flexibility and mindfulness into your routine. These practices can enhance your ability to stay centered in the face of stress.

## The Role of Emotional Flexibility

Adaptability isn't just about external changes; it's also about managing your internal world. Emotional flexibility—the ability to regulate your emotions and respond appropriately to different situations—is a cornerstone of resilience.

### 1. Cultivate Self-Awareness

Understanding your emotional triggers and patterns can help you respond thoughtfully rather than react impulsively to challenges.

**Action Step:** Practice mindfulness to increase your awareness of your emotions. Techniques like meditation or deep breathing can help you stay grounded in the present moment.

### 2. Accept and Process Your Emotions

Resilience doesn't mean suppressing negative emotions; it means acknowledging them, processing them, and then choosing how to respond.

**Action Step:** When facing a difficult situation, allow yourself to feel your emotions fully. Then, ask yourself: *What is the most constructive way to move forward?*

### 3. Adapt Your Communication Style

Emotional flexibility also involves adjusting how you communicate with others, depending on the context. Being able to empathize and see things from another person's perspective can defuse conflicts and strengthen relationships.

**Action Step:** Practice active listening and seek to understand others' viewpoints before responding. This approach fosters collaboration and reduces misunderstandings.

## Overcoming Resistance to Change

Resistance to change is natural, particularly as we age; our brains are wired to favor stability and predictability. And, as I write this, major change is taking place here in the US. From government downsizing to the rise of AI, we're seeing change in just about every area of our lives taking place at an accelerating rate. Ever tried to keep up with online technology? I did. I was using digital marketing since the late 90's and I truly see why people are afraid of it. It can be confusing and overwhelming trying to keep up! However, clinging to old patterns in the face of new realities can hinder growth. To overcome resistance to change:

- 1. Identify the Root of Your Resistance**

Ask yourself: *What am I afraid of losing?* Understanding the underlying fear or concern can help you address it directly.

- 2. Break Change into Manageable Steps**

Large changes can feel overwhelming, but breaking them into smaller, actionable steps can make them more manageable.

- 3. Seek Support**

Change is easier to navigate with the help of a supportive community.

Surround yourself with people who encourage and inspire you.

- 4. Celebrate Small Wins**

Recognize and celebrate progress, no matter how small. This reinforces a sense of achievement and motivates you to keep moving forward.

## **The Power of Adaptability in Action**

History is filled with examples of individuals who turned adversity into advantage by embracing adaptability. Consider Thomas Edison, who famously said, "I have not failed. I've just found 10,000 ways that won't work," after his repeated attempts to invent the light bulb. Edison's willingness to pivot and learn from his mistakes exemplifies the power of flexibility in achieving success.

Closer to home, reflect on moments in your own life when adaptability helped you navigate a challenge. Perhaps you adjusted to a new role at work, learned to communicate better in a relationship, or adapted your lifestyle to cope with unforeseen circumstances. These experiences highlight your inherent capacity for adaptability—a skill you can continue to refine.

### **Conclusion: The Resilient Power of Adaptability**

Developing adaptability and flexibility is not a one-time effort; it's a lifelong practice. And again, you can start right now, right where you are. I'll tell you right now that you're ahead of the game simply by the fact that you're a boomer. You have a lifetime of wisdom and experience—along with learning to be at least somewhat flexible—behind you in various scenarios and circumstances. By cultivating a flexible mindset, building adaptive habits, and embracing emotional agility, you can navigate life's challenges with greater ease and confidence.

Remember, resilience isn't about avoiding adversity—it's about learning to dance in the rain. Each time you adapt to change, you strengthen your capacity to face the next challenge. With time, adaptability becomes not just a skill, but a way of life, empowering you to turn obstacles into stepping stones and transform adversity into advantage.

# Chapter Six



## CHAPTER 6

# COPING STRATEGIES FOR STRESS AND ANXIETY (PT.2)

Resilience is the art of bending without breaking, of standing firm when life's storms rage. At its core, resilience is not just about surviving adversity but thriving in its aftermath. Stress and anxiety, often cast as enemies of well-being, can become tools for growth when approached with the right mindset and strategies. In this chapter, we explore practical, actionable steps to cope with stress and anxiety, laying the groundwork for building unshakeable resilience.

## **Understanding Stress and Anxiety**

Stress and anxiety are natural responses to life's challenges. Stress is your body's reaction to a demand, be it a looming deadline, an unexpected expense, or a difficult conversation. Anxiety, on the other hand, is a more complex emotional state, often characterized by worry, fear, or apprehension about future uncertainties. While these responses are normal, chronic or unmanaged stress and anxiety can take a toll on your physical and mental health.

Resilience begins with understanding that stress and anxiety are signals—not enemies. They are your body's way of alerting you to threats, both real and perceived. The key to coping lies in interpreting these signals and responding constructively.

## **Reframing Your Perspective**

One of the most powerful tools for coping with stress and anxiety is reframing. This involves shifting your mindset to view challenges as opportunities rather than threats. For example, instead of seeing a demanding work project as a potential failure, view it as an opportunity to learn and grow.

A practical exercise to help reframe stress is the "What if, so what?" technique. Start by identifying the worst-case scenario you fear. Then ask yourself, "If that happens, so what?" This helps you explore solutions and realize that even the worst outcomes are often manageable. Reframing allows you to take control of your narrative, reducing the power stress and anxiety hold over you.

### **The Role of Physical Health**

Your body and mind are deeply interconnected. Physical health plays a crucial role in managing stress and anxiety. Regular exercise, for instance, is a proven stress-reliever, releasing endorphins that act as natural mood elevators. Aim for at least 30 minutes of moderate exercise five times a week, whether it's a brisk walk, a yoga session, or a dance class. As a boomer, it's always good to check with your doctor before starting any exercise program.

Sleep is another cornerstone of resilience. Chronic stress often disrupts sleep patterns, creating a vicious cycle. To improve sleep quality, establish a consistent bedtime routine, limit screen time before bed, and avoid caffeine in the evening. A well-rested mind is better equipped to handle stress and anxiety.

Nutrition also plays a vital role. A balanced diet rich in whole foods—fruits, vegetables, lean proteins, and healthy fats—provides your body with the nutrients it needs to combat stress. Stay hydrated and limit alcohol and sugar, which can exacerbate anxiety.

### **Mindfulness and Meditation**

Mindfulness is the practice of staying present in the moment, and it's a powerful tool for managing stress and anxiety. When you're mindful, you're less likely to ruminate on past regrets or future worries. Simple mindfulness exercises, like focusing on your breath for a few minutes, can help ground you.

Meditation takes mindfulness a step further. Research shows that regular meditation can lower cortisol levels, the hormone associated with stress, and increase feelings of calm. If you're new to meditation, start with guided meditations available on apps like Calm or Headspace. Even five minutes a day can make a significant difference.

### **The Power of Connection**

Human beings are wired for connection. During times of stress and anxiety, reaching out to others can provide comfort, perspective, and practical support. Whether it's a trusted friend, family member, or a professional therapist, sharing your burdens can lighten them.

Building a strong support network is essential for resilience. However, not all connections are created equal. Surround yourself with people who uplift and encourage you, and limit interactions with those who drain your energy. Remember, it's okay to ask for help—it's a sign of strength, not weakness.

### **Setting Boundaries**

Stress often arises from overcommitment and lack of boundaries. Learning to say “no” can be one of the most liberating skills in your resilience toolkit. Evaluate your commitments and prioritize what truly matters. If something doesn't align with your goals or values, it's okay to decline.

Setting boundaries also means carving out time for yourself. Dedicate at least 15-30 minutes a day to activities that bring you joy and relaxation, whether it's reading, gardening, or simply taking a walk in nature. Self-care is not selfish; it's essential for your well-being.

### **Harnessing the Power of Gratitude**

Gratitude is a potent antidote to stress and anxiety. When you focus on what you're thankful for, you shift your attention away from what's causing you stress. Start a daily gratitude journal, jotting down three things you're grateful for each day. They can be as simple as a delicious meal, a kind gesture, or a beautiful sunset.

Gratitude rewires your brain to notice the positive, building an inner reservoir of optimism that strengthens your resilience. Over time, this practice can help you approach challenges with a more balanced and hopeful outlook.

### **Developing Stress-Management Techniques**

Stress management is not a one-size-fits-all endeavor. Experiment with different techniques to discover what works best for you. Deep breathing exercises, for instance, can instantly calm your nervous system. Try the 4-7-8 technique: inhale for four seconds, hold your breath for seven seconds, and exhale for eight seconds.

Progressive muscle relaxation is another effective method. Starting from your toes, tense and then relax each muscle group, moving up your body. This practice not only reduces physical tension but also calms your mind.

Creative outlets, such as painting, writing, or playing music, can also provide relief. These activities allow you to channel your emotions into something constructive, fostering a sense of accomplishment and control.

### **Embracing Resilient Thinking**

Resilience is as much about how you think as what you do. Cultivate a growth mindset—the belief that you can learn and improve through effort. When faced with challenges, ask yourself, “What can I learn from this?” or “How can I use this experience to grow?”

Visualization is another powerful tool. Picture yourself successfully overcoming a stressful situation. Imagine the steps you'll take and the positive outcomes you'll achieve. This practice not only boosts confidence but also prepares your mind for action.

### **Knowing When to Seek Professional Help**

Sometimes, stress and anxiety can feel overwhelming despite your best efforts. Recognize when it's time to seek professional help. Therapists and counselors can provide strategies tailored to your needs, while medical professionals can address any underlying conditions contributing to your stress. I've had to do this at various times in my life. I had some particular issues I needed help with, so I went to a therapist. Today, I know when I need professional help with something and I don't hesitate to get the help I need. It's always paid off for me.

There's no shame in asking for help—it's a courageous step toward reclaiming control of your life. Remember, resilience isn't about handling everything alone; it's about knowing when and how to seek support.


### **Conclusion: Building a Resilient Future**

Coping with stress and anxiety is a journey, not a destination. Each small step you take builds your resilience, empowering you to face life's challenges with confidence and grace. By reframing your perspective, prioritizing self-care, fostering connections, and embracing resilient thinking, you transform stress and anxiety from obstacles into stepping stones.

Resilience is a skill that grows with practice. The more you invest in your well-being, the more capable you become of weathering life's storms. As you continue this journey, remember: every challenge you overcome is a testament to your strength and a building block for a brighter, more resilient future.

## Chapter Seven

# Chapter 7 Building a Support System



Resilience is often thought of as an individual trait—a deep reservoir of inner strength we draw upon during difficult times. While internal fortitude is crucial, it's only part of the equation. True resilience often depends on something much bigger than ourselves: the support system we build around us. A well-developed support system can be the lifeline that helps us weather storms, regain our footing, and even thrive after adversity. This chapter will explore why support systems matter, how to cultivate them, and how to maintain these essential relationships.

### **Why a Support System Matters**

Humans are inherently social creatures, wired to connect with others. Research consistently shows that social support is one of the strongest predictors of resilience. Whether it's a friend to listen, a mentor to guide, or a loved one to offer comfort, support from others can buffer the effects of stress, reduce feelings of isolation, and provide practical solutions to challenges.

When facing adversity, it's easy to retreat into ourselves, believing we must carry the burden alone. Yet, this isolation often exacerbates feelings of hopelessness and anxiety. A support system acts as a safety net, catching us when we fall and reminding us we're not alone. It provides perspective, encouragement, and, perhaps most importantly, a sense of belonging—something every person needs to thrive.

### **Defining Your Support System**

A support system is not a one-size-fits-all concept. It can be as diverse as the challenges you face. Some relationships may offer emotional support, while others provide tangible assistance or expert advice. Your support system can be divided into three broad categories:

1. **Emotional Support:** These are the people who listen without judgment, empathize with your feelings, and validate your experiences. Friends, family members, or therapists often play this role.
2. **Practical Support:** These individuals provide hands-on help, whether it's assisting with childcare, offering financial advice, or helping with day-to-day responsibilities when life feels overwhelming.
3. **Inspirational Support:** Mentors, role models, or motivational figures who inspire you to keep moving forward. These individuals provide wisdom, guidance, and encouragement, often reminding you of your potential when you forget it yourself.

## How to Build Your Support System

Creating a robust support system requires intention and effort. It's not something that magically appears overnight; rather, it's cultivated through meaningful relationships and proactive choices.

### 1. Identify Your Needs

The first step is understanding what you need from a support system. Are you looking for someone to talk to about your struggles? Do you need practical help with tasks like managing your workload or navigating a complex situation? Or are you seeking inspiration from someone who's overcome similar challenges? Knowing your needs allows you to seek out the right people to fill those roles.

## **2. Diversify Your Connections**

Don't rely on a single person for all your support. No one individual can meet all your emotional, practical, and inspirational needs—and expecting them to do so can strain the relationship. Instead, build a diverse network that includes:

- Close friends or family members for emotional support.
- Colleagues or mentors for professional advice.
- Support groups or online communities for shared experiences.

Having a variety of people to lean on ensures you're never without help, no matter the nature of your challenge.

## **3. Seek Out Like-Minded Communities**

One of the best ways to find support is to connect with people who understand your struggles. This might mean joining a local support group, attending workshops, or participating in online forums. Shared experiences foster empathy and connection, making it easier to open up and receive support.

## **4. Nurture Existing Relationships**

Sometimes, the support we need is already around us, but it's up to us to nurture those relationships. Make time for regular check-ins with friends and family, express appreciation for their presence in your life, and be willing to reciprocate support when they need it. Relationships are a two-way street, and investing in them strengthens the bonds that sustain you during tough times.

## **5. Don't Be Afraid to Ask**

One of the biggest barriers to building a support system is the fear of asking for help. You might worry about being a burden or appearing weak. But reaching out is a sign of strength, not weakness. Most people are more than willing to help if you're honest about your needs. Be specific when asking for support—whether it's a listening ear, advice, or practical assistance.

## **Maintaining and Strengthening Your Support System**

Once you've built a support system, the work doesn't stop. Relationships require ongoing care and attention to remain strong and meaningful.

### **1. Communicate Openly**

Open and honest communication is the foundation of any healthy relationship. Share your feelings, needs, and concerns with your support system, and encourage them to do the same. This mutual vulnerability fosters trust and understanding.

### **2. Show Appreciation**

Expressing gratitude strengthens bonds and makes others feel valued. Whether it's a heartfelt thank-you note, a small gesture of kindness, or simply saying "I appreciate you," showing appreciation ensures your support system feels recognized and respected.

### **3. Set Boundaries**

While a support system is there to help, it's essential to set healthy boundaries. Don't over-rely on others or expect them to solve all your problems. Respect their time, energy, and emotional capacity, and be mindful of their limits.

## **4. Be Supportive in Return**

Resilience isn't just about receiving support—it's also about giving it. Be there for the people in your support system when they need help. Reciprocity strengthens relationships and creates a sense of mutual care and commitment.

### **The Role of Professional Support**

In addition to personal connections, professional support can play a crucial role in building resilience. Therapists, coaches, and counselors offer expert guidance tailored to your specific challenges. They can help you develop coping strategies, process complex emotions, and create a plan for moving forward.

Professional support is especially valuable if you're facing chronic or severe adversity. Don't hesitate to seek out this form of help—it's an investment in your well-being and resilience.

### **Navigating Challenges in Relationships**

No support system is perfect. Conflicts, misunderstandings, and unmet expectations can arise, especially during stressful times. When challenges occur, address them with empathy and open communication. Remember that everyone in your support system is human, navigating their own struggles. Approach conflicts with patience, and be willing to repair and rebuild relationships when necessary.

### **Leaning on Your Support System During Adversity**

When adversity strikes, don't hesitate to lean on your support system. Share your struggles, ask for help, and allow others to be there for you. Remember, resilience isn't about going it alone—it's about recognizing that strength often comes from connection.

Let your support system remind you of your worth, provide perspective when you're feeling stuck, and help you find your way forward. Together, you can transform even the most challenging circumstances into opportunities for growth and renewal.

### **Conclusion: Strength in Connection**

Building a support system is one of the most powerful things you can do to enhance your resilience. It's a reminder that you don't have to face adversity alone—that there are people ready to walk alongside you, offering strength, guidance, and encouragement.

Take the time to cultivate and nurture your support system, and don't be afraid to rely on it when life feels overwhelming. In the end, resilience is not just about bouncing back; it's about bouncing forward, with the help of those who believe in you, stand by you, and remind you of your capacity to thrive.

# Chapter Eight

## CHAPTER 8

# PRACTICING GRATITUDE AND POSITIVE FOCUS



Resilience is not just about enduring adversity; it's about thriving despite it. One of the most potent tools for building resilience is cultivating gratitude and positivity. These qualities transform the way we experience challenges, reframing difficulties into opportunities for growth. In this chapter, we'll explore the science behind gratitude and positivity, practical methods to develop these traits, and their profound impact on resilience.

## **The Power of Gratitude**

For me, gratitude is the single most effective tool I have for combatting negativity, adverse situations, people's aggressions and a host of other unpleasant things in my life. Gratitude is more than just saying "thank you." It's a mindset that shifts focus from what's lacking in our lives to appreciating what we have. This shift is critical during times of adversity, when the temptation to dwell on hardships can overshadow the positives in our lives.

Psychological research has repeatedly shown that practicing gratitude increases happiness, improves mental health, and strengthens relationships. In a study conducted by Dr. Robert Emmons, participants who kept a gratitude journal experienced heightened well-being and reduced stress. These benefits aren't just emotional; gratitude also enhances physical health, improving sleep quality and boosting the immune system.

When faced with adversity, gratitude helps us recognize the silver linings. Maybe you went through a business failure. While the immediate reaction might be disappointment or despair, gratitude allows us to see the lessons learned, the support received from others, or even the opportunity to start anew.

## The Science of Positivity

Positivity doesn't mean ignoring life's difficulties or forcing ourselves to feel happy. Instead, it's about maintaining a hopeful and constructive outlook despite challenges. Positive emotions like hope, joy, and inspiration broaden our perspective, allowing us to see solutions and build better relationships. Dr. Barbara Fredrickson's *Broaden-and-Build Theory* explains how positivity fosters resilience by creating psychological and social resources that help us bounce back from setbacks.

Positivity also impacts the brain. When we focus on positive emotions, we stimulate the release of dopamine and serotonin, neurotransmitters associated with happiness and motivation. Over time, this rewires our neural pathways, making it easier to find positivity even in adversity. This isn't just wishful thinking—it's neuroscience.

## Gratitude and Positivity in Action

Resilience grows when we actively cultivate gratitude and positivity in our daily lives. Here are some practical strategies to incorporate these habits:

### 1. **Keep a Gratitude Journal**

Dedicate a few minutes each day to write down three things you're grateful for. They can be as simple as a warm cup of coffee or as profound as a loved one's support. Over time, this practice trains your brain to notice the good in your life, even during tough times. I still use this exercise and put pen to paper regularly to write a "gratitude list."

### 2. **Practice Mindful Appreciation**

Take a moment each day to fully appreciate something in your life. This could be the vibrant colors of a sunset, the sound of laughter, or the feeling of accomplishment after a task well done. Mindful appreciation brings you into the present and deepens your connection to positive experiences. I use gratitude as the first focus of my morning meditation. It's amazing how it can lift your mood in addition to fostering positivity.

### 3. **Reframe Challenges**

When you encounter a setback, ask yourself: *What can I learn from this? How might this experience contribute to my growth?* Reframing challenges helps you focus on the potential benefits rather than the immediate difficulties.

### 4. **Surround Yourself with Positivity**

The people and media you consume influence your mindset. Seek out relationships and content that uplift and inspire you. Avoid toxic environments and people that drain your energy or reinforce negativity.

### 5. **Give Back**

Acts of kindness and generosity not only help others but also boost your own sense of gratitude and positivity. Volunteering, helping a friend, or even small gestures like offering a smile can create a ripple effect of positivity in your life.

## 6. Celebrate Small Wins

Acknowledge and celebrate even the smallest victories. Doing so reinforces a positive outlook and builds momentum for future success.

## 7. Visualize a Positive Future

Visualization isn't just for athletes or entrepreneurs. Taking time to imagine a positive outcome to your challenges can increase your motivation and resilience. This practice reminds you that better days are ahead.

## Overcoming Resistance to Gratitude and Positivity

It's natural to feel resistant to gratitude and positivity during tough times. When life feels overwhelming, the idea of "finding the bright side" might seem dismissive or even impossible. Here's how to navigate these challenges:

- **Acknowledge Your Feelings**

Resilience doesn't mean suppressing emotions. It's okay to feel anger, sadness, or frustration. Acknowledging these feelings is the first step to moving through them.

- **Start Small**

If gratitude feels out of reach, begin with something small and concrete. Instead of trying to feel grateful for your entire situation, focus on one small, positive aspect.

- **Be Patient**

Cultivating gratitude and positivity is a skill that takes time. If it doesn't come naturally at first, don't give up. Consistent practice will yield results.

- **Seek Support**

If negativity feels overwhelming, lean on supportive friends, family, or a therapist. Sometimes, an outside perspective can help us see the positives we might miss.

## **The Impact of Gratitude and Positivity on Resilience**

When you cultivate gratitude and positivity, you build a reserve of mental and emotional strength. This reserve acts as a buffer during tough times, making it easier to navigate challenges. Here are some specific ways they enhance resilience:

### 1. **Increased Optimism**

Gratitude and positivity shift your focus toward possibilities rather than limitations. This optimistic outlook fuels perseverance and creative problem-solving.

### 2. **Stronger Relationships**

Expressing gratitude strengthens connections with others, creating a network of support. Positive people attract others who share their outlook, fostering a community that uplifts and empowers.

### 3. **Improved Emotional Regulation**

Gratitude and positivity help you manage emotions more effectively. Instead of being consumed by negative feelings, you're better equipped to process and move past them.

### 4. **Enhanced Coping Skills**

With a positive mindset, you're more likely to view challenges as manageable and temporary. This perspective reduces stress and fosters proactive coping strategies.

### 5. **A Sense of Purpose**

Gratitude and positivity help you connect with a deeper sense of purpose. When you focus on what matters most, you're more resilient in the face of adversity.

## **Real-Life Stories of Gratitude and Positivity in Action**

Take the story of Helen, a single mother who faced financial struggles after losing her job. Initially overwhelmed, Helen began a gratitude journal at the suggestion of a friend. At first, her entries were simple—grateful for her health, her children, and a roof over their heads. Over time, this practice shifted her perspective, helping her recognize opportunities she might have missed. She found ways to leverage her skills into a new business, turning her adversity into an advantage.

Then there's Marcus, a young entrepreneur whose startup failed during an economic downturn. Instead of dwelling on the loss, Marcus reframed the experience as a learning opportunity. He focused on what went right, what he could improve, and the connections he made along the way. His positive outlook gave him the resilience to try again, leading to his eventual success.

### **Conclusion: The Resilient Heart**

Gratitude and positivity are not just nice-to-have traits; they are essential components of resilience. By embracing these practices, you can transform the way you approach adversity, turning obstacles into stepping stones for growth. Remember, resilience isn't about avoiding challenges—it's about rising to meet them with strength, grace, and optimism.

Start today. Write down one thing you're grateful for. Smile at a stranger. Reframe a challenge. These small steps build the foundation for a resilient heart, capable of withstanding life's storms and emerging stronger on the other side.

## Chapter Nine



### CHAPTER 9

# Problem- Solving and Decision-Making Skills

Resilience is more than bouncing back from adversity—it's about navigating challenges with clarity, focus, and purpose. At the core of resilience lies two critical skills: problem-solving and decision-making. These are the engines that drive us forward when life throws obstacles in our path. Whether you're facing financial struggles, a career setback, or personal turmoil, mastering these skills can empower you to transform adversity into opportunity.

### **The Relationship Between Resilience and Problem-Solving**

Resilience thrives on action. When problems arise, resilient individuals don't stay stuck in frustration or despair—they act. They approach problems as puzzles to be solved rather than as insurmountable barriers. This mindset shift from victimhood to empowerment is the cornerstone of resilience.

Effective problem-solving involves several key components:

## 1. Assessing the Situation Objectively

Emotions often cloud our judgment during challenging times. A resilient person acknowledges these emotions but doesn't allow them to dictate their actions. Instead, they take a step back to evaluate the problem with a clear head.

**Example:** Imagine losing your job unexpectedly. An emotional reaction might be panic or self-doubt. A resilient problem-solver would acknowledge these feelings but focus on the practical steps: reviewing finances, updating a resume, and networking for new opportunities.

## 2. Breaking Down the Problem

Large, complex problems can feel overwhelming. Resilient individuals excel at breaking them into manageable parts, addressing each step systematically. This not only makes the challenge feel less daunting but also builds momentum as progress is made.

**Strategy:** Use the "5 Whys" technique to identify the root cause of a problem. By repeatedly asking "Why?" you can uncover the underlying issue rather than merely addressing symptoms.

### 3. Brainstorming Solutions

Resilient problem-solvers are creative and resourceful. They don't settle for one-size-fits-all solutions but instead explore multiple options, even unconventional ones. This flexibility is key to overcoming adversity.

**Tip:** When brainstorming, write down even the wildest ideas without judgment. This practice stimulates innovation and might reveal unexpected solutions.

### 4. Taking Decisive Action

Once a solution is identified, resilience demands action. Indecision and procrastination only compound difficulties. Resilient individuals embrace calculated risks, understanding that progress often requires stepping into the unknown.

## The Role of Decision-Making in Resilience

Life is a series of decisions. Tony Robbins has said that the quality of your decisions impacts the quality of your life. I couldn't agree more. The quality of your decisions determines the quality of your outcomes, especially in the face of adversity.

Resilient decision-making involves balancing logic with intuition, short-term needs with long-term goals, and personal values with practical realities.

Here's how resilient individuals approach decision-making:

## 1. Clarify the Decision

Ambiguity breeds anxiety. Resilient decision-makers clearly define what decision needs to be made and why. They identify the stakes involved and the potential impact of various choices.

**Example:** A single parent facing a financial shortfall might clarify their decision as: "Should I take a second job, downsize my home, or renegotiate my existing debts?" Clearly articulating the options sets the stage for effective decision-making.

## 2. Gather Relevant Information

Resilient decision-makers rely on facts, not assumptions. They seek out credible information, consult trusted advisors, and weigh their options thoroughly. However, they also recognize the danger of "paralysis by analysis" and know when they've gathered enough data to proceed.

## 3. Weigh Pros and Cons

Every choice comes with trade-offs. Resilient individuals carefully evaluate the potential benefits and drawbacks of each option. They consider both immediate and long-term consequences, aligning their decisions with their core values and goals.

**Tool:** Create a decision matrix to compare options. List your choices in rows, criteria in columns, and assign each option a score based on how well it meets each criterion.

#### 4. Embrace Imperfection

No decision is perfect, and resilient individuals accept this. They don't let the fear of making a wrong choice paralyze them. Instead, they commit to the best option available and trust in their ability to adapt if needed.

**Mindset Shift:** Replace the idea of "failure" with "feedback." If a decision doesn't yield the desired result, view it as an opportunity to learn and grow.

### Common Obstacles in Problem-Solving and Decision-Making

Even the most resilient individuals encounter challenges in these areas. Here's how to overcome some common obstacles:

#### 1. Emotional Overload

High stress can impair your ability to think clearly. Practice grounding techniques, such as deep breathing or mindfulness, to calm your mind before tackling a problem.

#### 2. Fear of Failure

The fear of making the wrong decision can lead to inaction. Combat this by focusing on the potential gains rather than the risks. Remember, no decision is set in stone—you can always course-correct.

#### 3. Overthinking

Overanalyzing every detail can stall progress. Set a deadline for making your decision to avoid getting stuck in the weeds.

#### 4. Limited Perspective

When you're too close to a problem, it can be hard to see all the options. Seek input from trusted friends, mentors, or professionals who can provide fresh insights.

## Building Problem-Solving and Decision-Making Muscles

Like any skill, problem-solving and decision-making improve with practice. Here are some ways to strengthen these abilities:

### 1. Practice in Low-Stakes Situations

Make it a habit to solve minor problems creatively. This could be as simple as planning a budget-friendly vacation or organizing your workspace efficiently. These small victories build confidence for tackling larger challenges.

### 2. Reflect on Past Experiences

Look back on previous decisions and analyze what worked and what didn't. What patterns do you notice? Use these insights to refine your approach going forward.

### 3. Role-Play Scenarios

Simulate challenging situations and practice decision-making under pressure. For example, imagine how you would respond if you lost your primary source of income tomorrow. This exercise prepares you for real-life adversity.

### 4. Learn from Others

Study the problem-solving and decision-making strategies of resilient individuals you admire. This could include historical figures, business leaders, or even people in your own life.

## The Ripple Effect of Strong Problem-Solving and Decision-Making

Mastering these skills doesn't just help you navigate adversity—it enhances every area of your life. Resilient problem-solvers and decision-makers are better equipped to lead teams, nurture relationships, and achieve personal goals. They inspire confidence in others and become role models for how to face challenges with grace and determination.

Consider this: Every problem you solve and every decision you make is a step toward greater resilience. Each time you confront a challenge head-on, you're strengthening your ability to weather future storms. Over time, this creates a compounding effect, where adversity becomes less daunting and your confidence grows exponentially.

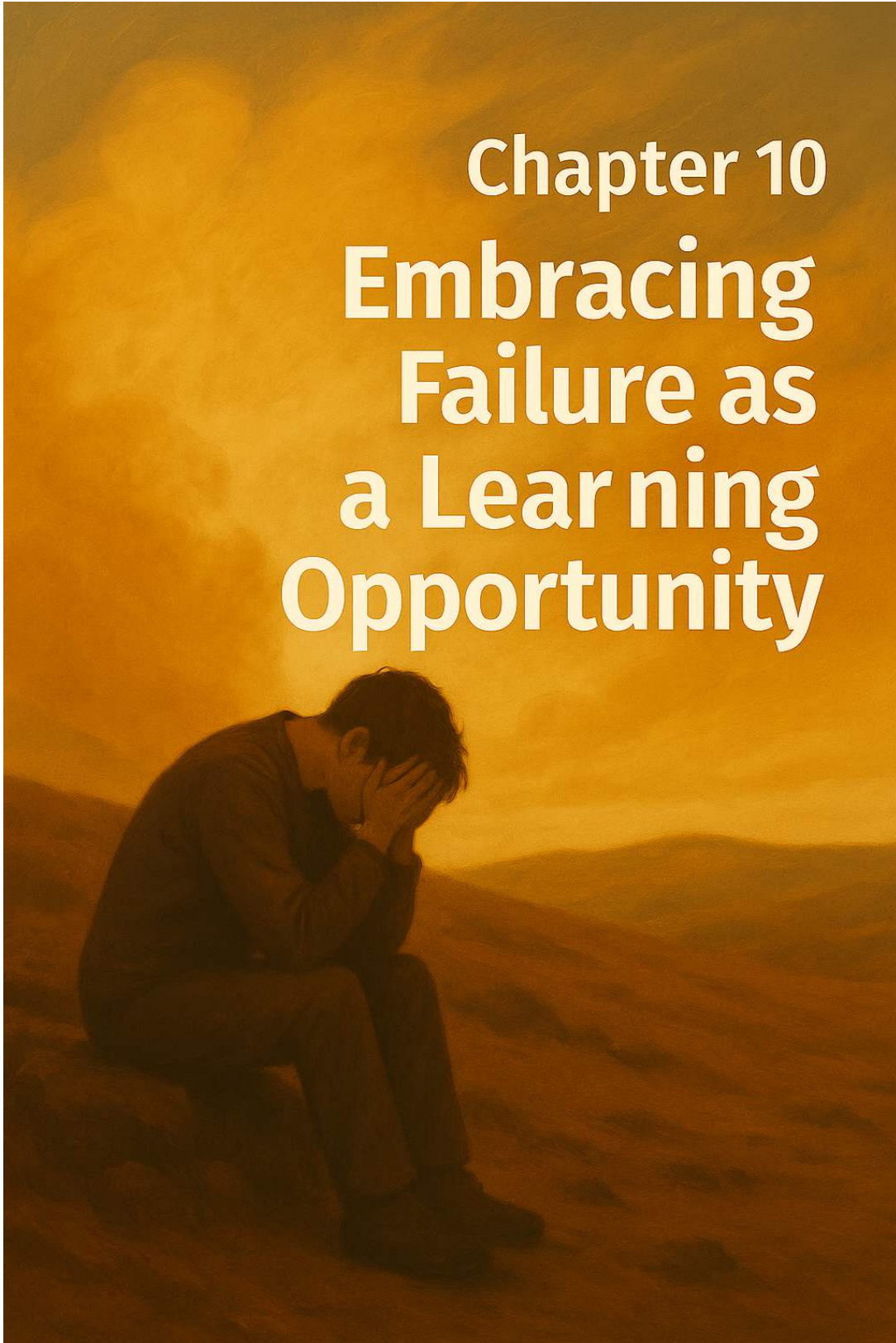
### **Final Thoughts**

Resilience is not about avoiding problems—it's about approaching them with a proactive and empowered mindset. By honing your problem-solving and decision-making skills, you gain control over your response to adversity and set yourself up for success, no matter what life throws your way.

Remember: Problems are opportunities in disguise, and every decision is a chance to shape your future. Embrace these moments with courage and confidence, knowing that each challenge you overcome is building a stronger, more resilient you.

## Chapter Ten

# Chapter 10 Embracing Failure as a Learning Opportunity



Resilience is a trait forged in the crucible of adversity. It is not a genetic gift but a learned skill, developed through life's trials, setbacks, and yes—failures. At its core, resilience is the ability to recover, adapt, and grow stronger when confronted with difficulty. But growth doesn't just happen in the aftermath of failure; it requires an intentional embrace of the lessons failure offers. By reframing failure as an essential component of growth, we unlock the potential to thrive in the face of challenges.

## **The Stigma of Failure**

Failure is often viewed as the ultimate adversary. It is tied to feelings of shame, inadequacy, and regret. Society celebrates success stories while glossing over the missteps that preceded them, perpetuating the illusion that success is a linear path. This stigma makes failure feel like a full stop instead of a comma—a point of no return rather than a stepping stone to progress.

But failure, when examined closely, is neither final nor fatal. It is feedback. It provides valuable information about what works, what doesn't, and what might need to change. The most resilient individuals understand that failure is not a personal indictment but an opportunity to pivot, learn, and grow.

## **The Growth Mindset**

A growth mindset is the foundation for embracing failure. Coined by psychologist Carol Dweck, this concept distinguishes between a fixed mindset—believing that abilities are static—and a growth mindset, which sees abilities as malleable and capable of improvement through effort and learning.

When you approach failure with a growth mindset, setbacks become part of the process rather than the end of the journey. They transform from a source of despair to a source of motivation. You start to see failure not as a reflection of your worth but as an indicator of where growth is possible.

For instance, imagine an entrepreneur whose startup collapses within its first year. With a fixed mindset, they might label themselves a failure, give up, and avoid taking risks in the future. With a growth mindset, however, they would analyze what went wrong—perhaps they underestimated market demand or overextended their resources—and use that knowledge to build a stronger business next time.

### **Reframing Failure**

Resilience begins with the ability to reframe failure. Instead of focusing on what was lost, focus on what was gained. What lessons did the experience teach you? What strengths or skills did you develop as a result?

Here are a few ways to reframe failure:

1. **Failure as a Teacher:** Every failure carries a lesson. Ask yourself, "What can I learn from this experience?" Even small takeaways can contribute to your growth.
2. **Failure as Feedback:** Consider failure a form of feedback. It's the universe telling you something isn't quite right. Use it to refine your approach, strategies, or mindset.
3. **Failure as a Catalyst for Change:** Sometimes failure forces us to confront uncomfortable truths or take bold actions we might have avoided. This can lead to transformative change that would not have occurred otherwise.
4. **Failure as a Measure of Courage:** Failure proves you took a risk. The willingness to step outside your comfort zone is itself a sign of strength and resilience.

### **The Role of Self-Compassion**

It's impossible to embrace failure as growth without self-compassion. When we fail, our inner critic often goes into overdrive, magnifying our mistakes and diminishing our worth. This critical voice can trap us in a cycle of self-doubt and fear, making it difficult to move forward.

This had been a real problem for me for most of my life. I was very good at beating myself up when I didn't reach a goal ontime or when things didn't work out as planned. I learned that this skill is crucial in moving forward in life and not being compassionate with myself could really hamper my growth.

Self-compassion, as defined by researcher Kristin Neff, involves treating yourself with the same kindness and understanding you would offer a friend. It requires acknowledging that failure is part of the shared human experience and that it does not define you.

When practicing self-compassion, resist the urge to dwell on your shortcomings. Instead, focus on the effort you put in and the courage it took to try. Remind yourself that resilience is not about avoiding failure but about bouncing back from it.

### **Learning from the Greats**

History is filled with examples of individuals who turned failure into fuel for their ultimate success. Consider Thomas Edison, who famously remarked, "I have not failed. I've just found 10,000 ways NOT to make a lightbulb." Each failed experiment brought him closer to the invention of the lightbulb.

Or take Oprah Winfrey, who was fired from her first television job for being "unfit for TV." Instead of letting the setback derail her career, she used it as a springboard to redefine her path, eventually becoming one of the most influential media personalities in history.

These stories remind us that failure is not the opposite of success—it's a prerequisite. Without failure, there is no growth, no innovation, and no resilience.

### **Building Resilience Through Failure**

If resilience is the ability to bounce back stronger, failure is the trampoline that propels us upward. To build resilience, we must actively engage with our failures, drawing out the lessons they offer and applying them to future endeavors.

### **1. Reflect on Your Failures**

After experiencing a setback, take time to reflect. What happened? What factors contributed to the outcome? What could you have done differently? Journaling or talking through your experiences with a trusted friend or mentor can help clarify these insights.

### **2. Set Small, Achievable Goals**

Rebounding from failure can feel overwhelming if the path forward seems insurmountable. Break your journey into small, manageable steps. Each small success will build your confidence and momentum.

### **3. Seek Support**

Resilience doesn't mean going it alone. Surround yourself with supportive people who can offer encouragement, perspective, and practical advice. Whether it's a mentor, a coach, or a peer group, having a network can make the process of bouncing back much easier.

### **4. Cultivate a Positive Mindset**

While it's normal to feel discouraged after a failure, try not to dwell on negative thoughts. Practice gratitude, affirm your strengths, and remind yourself of past successes. Over time, these practices will help you maintain a positive outlook even in challenging circumstances.

## **5. Keep Moving Forward**

Resilience requires action. After reflecting, strategizing, and regrouping, take the next step. It doesn't matter how small that step is—what matters is that you're moving forward.

### **The Transformative Power of Failure**

Embracing failure as growth is not about minimizing the pain or difficulty of setbacks. Failure can be disappointing, frustrating, and even heartbreaking. But it can also be transformative.

When you view failure through the lens of growth, you begin to see its hidden gifts. It builds resilience by teaching you to adapt to change, recover from adversity, and persevere in the face of obstacles. It cultivates humility by reminding you that perfection is neither possible nor necessary. And it fosters self-awareness by shining a light on areas where you can improve.

Every failure brings with it the seeds of success. The question is not whether you will fail, but how you will respond when you do. Will you let failure define you, or will you use it to refine you?

## **Conclusion**

Resilience is not about avoiding failure; it is about harnessing its power to propel you forward. When you embrace failure as a natural and necessary part of the growth process, you strip it of its power to hold you back.

Each setback becomes a building block for future success. Each disappointment, a lesson in perseverance. Each misstep, an opportunity to course-correct.

In the end, resilience is less about what happens to you and more about how you choose to respond. So the next time you face failure, take a deep breath, embrace the discomfort, and remind yourself: this is not the end of your story. It is merely the beginning of your next chapter.

# Chapter Eleven



CHAPTER 11

## **CHAPTER 11**

Setting Future Goals and  
Building a Resilient Life

Resilience is often portrayed as the ability to withstand and recover from challenges, but true resilience goes beyond survival. It's about using adversity as a springboard to create a vision for the future. This process requires setting meaningful goals—aspirations that not only guide you through difficult times but also help you emerge stronger, more focused, and ready to thrive. In this chapter, we'll explore how to set future goals that align with your values, maintain your momentum, and give your resilience a tangible purpose.

### **Why Future Goals Matter**

Imagine life as a journey through an uncharted wilderness. Adversity might feel like a storm that disrupts your path, obscuring the horizon. Without goals, you risk wandering aimlessly, consumed by the chaos. Goals act as your compass, pointing you toward brighter destinations. They provide clarity, purpose, and a sense of control when life feels overwhelming.

Resilient individuals view adversity not as a permanent state but as a chapter in their story. Setting future goals helps frame challenges as opportunities to learn and grow. Whether your goal is to rebuild after a setback, achieve a long-held dream, or simply become a better version of yourself, having a clear destination keeps you focused and motivated. And don't think you can't set goals just because you're a boomer and retired. Setting new and exciting goals is part of the juice of life and keeps you growing.

### **The Resilience-Growth Connection**

Resilience and goal-setting are intertwined. Setting goals fosters a growth mindset, the belief that you can improve through effort and learning. This mindset is crucial for resilience because it shifts your focus from "Why me?" to "What's next?" and "How can I grow from this?"

When you set goals, you create a roadmap that transforms setbacks into stepping stones. For example, someone who loses their job might set a goal to pursue a new career that aligns with their passions. In doing so, they turn adversity into an opportunity for reinvention. Goals give adversity meaning and transform struggles into catalysts for growth.

### **Align Goals with Your Values**

To set goals that truly inspire and sustain you, they must align with your core values. These values are the principles and beliefs that guide your decisions and give your life purpose. You've most likely determined what your values are by this time. Misaligned goals, no matter how ambitious, can lead to frustration and burnout—in both work and life.

Start by identifying what matters most to you. Consider questions like:

- What do I stand for?
- What brings me joy and fulfillment?
- What kind of legacy do I want to leave?

For instance, if family is a core value, your goals might center around creating a balanced schedule that allows for ample time for this. If growth and learning are key values, you might focus on personal development, such as acquiring new skills or furthering your education.

When your goals reflect your values, they become a source of intrinsic motivation. They resonate deeply, keeping you committed even when the path gets difficult.

### **Break Goals into Manageable Steps**

Big goals can feel overwhelming, especially when you're already navigating adversity. Breaking them into smaller, actionable steps makes them more achievable and helps you build momentum. Each step you complete reinforces your resilience, proving to yourself that progress is possible.

For example, let's say your goal is to start a part-time business in retirement. The thought of launching an entire enterprise might feel daunting. Instead, break it into manageable steps:

1. Research your industry and competitors.
2. Develop a business plan.
3. Identify funding sources.
4. Build a prototype or test your service.
5. Launch a small-scale pilot.

By focusing on one step at a time, you can celebrate incremental victories, which keeps your motivation high and reinforces your belief in your ability to succeed.

### **Set SMART Goals**

One of the most effective ways to ensure your goals are actionable and achievable is by using the SMART framework. SMART stands for Specific, Measurable, Achievable, Relevant, and Time-bound:

1. **Specific:** Clearly define what you want to achieve. Vague goals like “be successful” or “get better” are hard to measure. Instead, specify your goal, such as “increase my savings by 20%.”
2. **Measurable:** Establish criteria to track your progress. For example, if your goal is to improve your health, track metrics like weight, blood pressure, or the number of workouts per week.
3. **Achievable:** Set goals that challenge you but are within your reach. Unrealistic goals can lead to discouragement, while attainable ones build confidence.
4. **Relevant:** Ensure your goals align with your values and current priorities. A relevant goal might be to develop skills that advance your career or improve relationships that enrich your life.
5. **Time-bound:** Set a deadline to create urgency and accountability. For instance, “I will complete this certification course by June.”

SMART goals provide a clear structure that transforms aspirations into actionable plans.

## Visualize Success

Visualization is a powerful tool for reinforcing resilience and maintaining focus on your goals. When you vividly imagine achieving your goals, you create a mental blueprint that motivates and guides you. I've used visualization my entire life and can't tell you how valuable a tool this is in realizing your goals.

Set aside time each day to visualize your desired future. Picture yourself succeeding, overcoming obstacles, and enjoying the rewards of your hard work. Engage all your senses—imagine how it feels, looks, sounds, and even smells to reach your goal. For instance, if your goal is to run a 5k, visualize crossing the finish line, hearing the cheers, and feeling the rush of accomplishment.

Visualization not only boosts confidence but also primes your mind to recognize opportunities and take action toward your goals.

### **Adapt and Reassess**

Life is unpredictable, and adversity often requires us to pivot. Resilient individuals embrace flexibility, understanding that goals may need to evolve. If circumstances change, reassess your goals and adjust them as needed.

Adaptation isn't failure—it's growth. For example, if an injury prevents you from pursuing a fitness goal, shift your focus to recovery and setting new health-related goals. The key is to remain committed to progress, even if the path looks different than you initially imagined.

Regularly review your goals to ensure they remain relevant and motivating. Celebrate progress, learn from setbacks, and refine your approach as you grow.

### **Leverage Support Systems**

Resilience doesn't mean going it alone. Surround yourself with a supportive network of family, friends, mentors, or coaches who can provide encouragement and accountability. Share your goals with them and seek their guidance when needed.

Support systems offer perspective, helping you stay focused when challenges arise. They can also celebrate your successes, reinforcing your resilience and motivating you to keep moving forward.

### **Celebrate Milestones**

Resilience thrives on positive reinforcement. Celebrate your achievements, no matter how small. Each milestone represents a step closer to your ultimate goal and affirms your ability to overcome challenges.

For example, if your goal is to pay off debt, celebrate reaching key milestones, such as paying off your first credit card or reducing your balance by 50%. Recognizing progress boosts your morale and reminds you that your efforts are paying off.

### **Dream Big but Start Small**

Setting future goals requires balancing ambition with practicality. Dream big—envision a future that excites and inspires you. At the same time, start small, focusing on immediate, achievable steps.

This dual approach ensures that your goals remain grounded in reality while igniting your passion for the future. Over time, small actions compound into significant progress, proving that resilience isn't about taking giant leaps but consistent steps forward.

### **Conclusion**

Setting future goals is an essential component of resilience. Goals provide direction, purpose, and motivation, helping you transform adversity into opportunity. By aligning your goals with your values, breaking them into manageable steps, and maintaining flexibility, you create a roadmap to not only survive life's challenges but thrive beyond them.

Remember, resilience isn't just about bouncing back—it's about bouncing forward. Let your goals guide you toward a future filled with growth, fulfillment, and endless possibilities.

# Conclusion

Resilience is not a trait you are born with; it is a skill you can build, refine, and strengthen throughout your life. The journey you've taken through this book has provided you with tools and strategies to develop this invaluable quality, step by step.

In Chapter One, you learned that resilience begins with a **mindset shift**—embracing challenges as opportunities to grow and focusing on what you can control. Building this foundation allows you to approach life with optimism and adaptability.

Chapter Two guided you to deepen your **emotional awareness and self-compassion**, enabling you to process your feelings with kindness rather than self-criticism. This emotional intelligence becomes a source of strength in times of adversity.

In Chapter 3, you discovered how to **identify and reframe negative thoughts**, breaking free from limiting beliefs and empowering yourself with constructive perspectives. This clarity fuels confidence, which you expanded in **Chapter 4** by celebrating **small wins** as building blocks for greater achievements.

In **Chapters 5 and 6**, you explored **coping strategies for stress and anxiety**, equipping yourself with practical tools like mindfulness, movement, and journaling to navigate life's inevitable pressures. In **Chapter 7**, you learned the importance of **building a support system**, recognizing that resilience grows stronger when shared with others.

As the journey continued, **Chapters 8 and 9** encouraged you to practice **gratitude and problem-solving skills**, grounding your mindset in positivity and proactive action. In **Chapter 10**, you embraced failure as a **learning opportunity**, transforming setbacks into stepping stones. Finally, **Chapter 11** inspired you to set **future goals**, creating a vision for a resilient life filled with purpose.

Resilience is a journey, not a destination. By applying these principles daily, you will not only survive adversity but thrive in its face, living a life of strength, gratitude, and unshakable confidence.

## About Tim Piccirillo...



Tim Piccirillo is a marketing consultant and professional magician who has faced his share of adversity. Born with Tourette's Syndrome, Tim learned to deal with this debilitating disorder. As a result of trying to cope with his symptoms he used alcohol to numb the emotional pain and had to go into recovery. He's been sober for 25 years and helps others to do the same.

At the outset of the Covid-19 pandemic, he contracted the virus and ended up in an ICU Covid unit for a week close to death. After a 3-month recovery, he built his body up again through a stringent diet, exercise and a commitment to his health.

He now helps other boomers navigate the challenges of constant change and transition through his YouTube channel and coaching. He lives in St. Petersburg, Florida.

# ResilienceEbookBoomer

A flock of birds is seen flying across a sky that transitions from a pale blue at the top to a warm orange and yellow at the horizon. Below the horizon, a calm body of water reflects the colors of the sky. The birds are silhouetted against the lighter sky, creating a sense of movement and freedom. The overall mood is peaceful and hopeful.

In "ResilienceEbookBoomer," the author shares a powerful journey through trauma and adversity, highlighting the innate qualities of resilience that allow individuals to overcome even the harshest challenges. By embracing a balanced mindset of optimism and realism, readers learn to reframe setbacks as opportunities for growth, fostering flexibility and adaptability in the face of life's storms. This transformative guide empowers you to cultivate resilience, rebuild from losses, and emerge stronger than before.

Tim Piccirillo