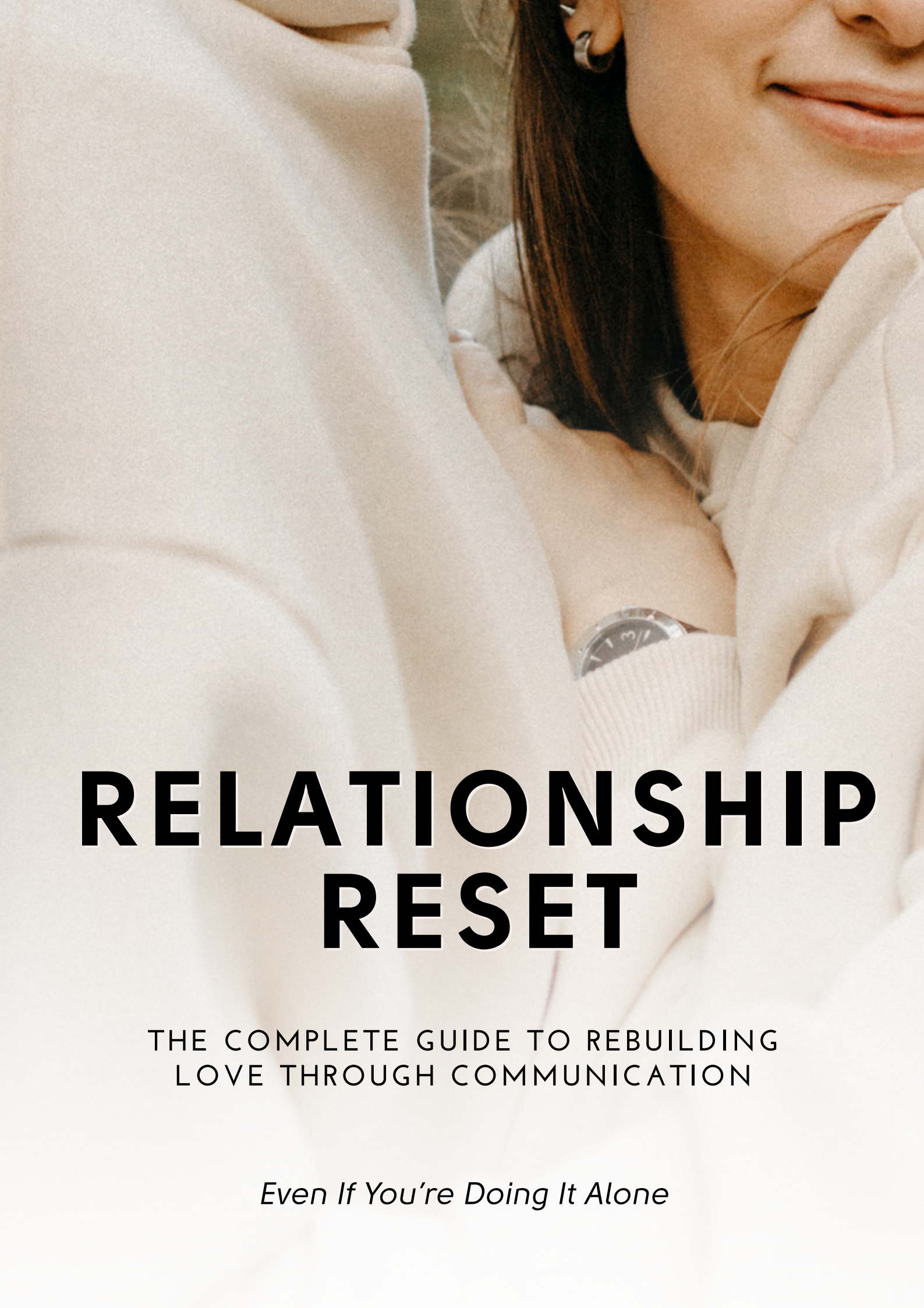

RELATIONSHIP RESET

THE COMPLETE GUIDE TO REBUILDING LOVE THROUGH COMMUNICATION

Even If You're Doing It Alone



HELLO THERE!

Hi friend, I'm so glad you're here.
Whether you're reading this because you're fighting for your marriage alone, walking this road with your partner, or just trying to figure out what's next, please know this: you are not alone, and there is still hope.

Throughout the guide, if you have questions, want to share a breakthrough, or just need a little encouragement, you can always reach out to me directly at info@relationshipreset.ca.

And if you're not already part of our amazing online community, I'd love to invite you to join us in the Marriage Support Facebook Group – a safe, honest space for those who are healing, growing, and choosing to fight for love.
You've taken a brave step just by opening this book. I'm proud of you already, and I'm cheering you on every step of the way.
Let's begin this reset together.
With love,

Dolly Woo

TABLE OF *content*



01 → UNDERSTANDING THE ROOT OF EMOTIONAL DISCONNECTION

Discover why emotional distance happens in relationships and how it leads to stress, loneliness, and decreased intimacy.

02 → IDENTIFYING COMMUNICATION BLOCKS

Learn to spot communication patterns that create conflict and how to recognize the emotional triggers driving them.

03 → BUILDING EMOTIONAL SAFETY

Create a safe emotional environment where both partners feel heard, valued, and emotionally secure.

04 → LEARNING TO LISTEN AND BE HEARD

Master the art of active listening and expressing your needs without triggering defensiveness or conflict.

05 → NAVIGATING CONFLICT WITH CONNECTION IN MIND

Transform conflict into an opportunity for deeper connection through emotional regulation and repair strategies.

06 → BUILDING DAILY CONNECTION HABITS

Create consistent emotional closeness through daily rituals, shared activities, and intentional touch

07 → STAYING CONNECTED THROUGH LIFE'S CHALLENGES

Learn how to communicate effectively and maintain connection through stress, parenting, and financial strain.

08 → REIGNITING EMOTIONAL INTIMACY

Master the art of active listening and expressing your needs without triggering defensiveness or conflict.

09 → COMMUNICATION BLUEPRINT FOR THE FUTURE

Develop a long-term communication plan to maintain emotional closeness and adapt to life's changes together.

Step-by-Step Principles

This guide is designed to walk you step-by-step through improving communication in your relationship. Each section is referred to as a "Principle" — a fundamental truth or proposition that serves as the foundation for a system of belief or behavior or for a chain of reasoning.

~ **Follow the Principles in order** — Each Principle builds on the last, giving you the tools and confidence to create meaningful conversations.

~ Check off each Principle as you complete it — This helps you track your progress and celebrate your wins along the way.

~ **Take your time** — You don't have to rush. Work through each Principle at your own pace and revisit sections as needed.

~ **Apply what you learn** — The real transformation happens when you put these tools into action during real conversations with your partner.

By the time you've completed all the Principles, you'll have everything you need to communicate openly, resolve conflict effectively, and build a stronger, more connected relationship.

☐ PRINCIPLE #1: UNDERSTANDING THE ROOT OF EMOTIONAL DISCONNECTION

1. Signs You and Your Partner Are Emotionally Disconnected
   - Lack of communication
   - Feeling unseen or unheard
   - Increased conflict or avoidance
2. Why Communication Breaks Down Over Time
   - Busy schedules and emotional fatigue
   - Unresolved conflicts
   - Lack of emotional safety
3. The Psychological Impact of Emotional Disconnection
   - Increased stress and anxiety
   - Loneliness despite being together
   - Decreased sexual and emotional intimacy
4. How Emotional Distance Affects Trust and Relationship Satisfaction
   - Data and research on emotional disconnection
   - Personal anecdote or "writer's story"

☐ PRINCIPLE #2: IDENTIFYING COMMUNICATION BLOCKS

1. Common Communication Pitfalls
   - Criticism vs. constructive feedback
   - Stonewalling and emotional shutdown
   - Passive-aggressiveness and resentment
2. Identifying Your Communication Style
   - Direct vs. indirect communicators
   - Emotional vs. logical communicators
   - Communication style compatibility
3. Recognizing Triggers and Unmet Needs
   - How childhood experiences affect communication
   - How to identify underlying emotional needs
   - Journaling exercise: "What am I really asking for?"

☐ PRINCIPLE #3: BUILDING EMOTIONAL SAFETY

1. Creating a Judgment-Free Zone
   - Active listening techniques
   - Non-verbal communication tips
   - How to respond without defensiveness
2. The Role of Vulnerability in Trust-Building
   - How to open up without fear of rejection
   - Expressing emotional needs clearly and safely
   - Guided exercise: "Sharing without fear"
3. Rebuilding After a Breach of Trust
   - How to handle past betrayals or dishonesty
   - Apology frameworks that rebuild trust
   - Forgiveness techniques backed by research

☐ PRINCIPLE #4: LEARNING TO LISTEN AND BE HEARD

1. The Art of Active Listening
   - Mirroring techniques
   - Paraphrasing for clarity
   - How to ask meaningful follow-up questions
2. Expressing Your Needs Without Conflict
   - "I" statements vs. "You" statements
   - How to avoid accusatory language
   - Reframing conflict as an opportunity for connection
3. How to Respond When Your Partner Withdraws
   - Managing emotional shutdown
   - Avoiding the "pursuer-distancer" dynamic
   - How to keep conversations from escalating

Cont'd

PRINCIPLE #5: NAVIGATING CONFLICT WITH CONNECTION IN MIND

1. The Art of Active Listening
   - Mirroring techniques
   - Paraphrasing for clarity
   - How to ask meaningful follow-up questions
2. Expressing Your Needs Without Conflict
   - "I" statements vs. "You" statements
   - How to avoid accusatory language
   - Reframing conflict as an opportunity for connection
3. How to Respond When Your Partner Withdraws
   - Managing emotional shutdown
   - Avoiding the "pursuer-distancer" dynamic
   - How to keep conversations from escalating

PRINCIPLE #6: BUILDING DAILY CONNECTION HABITS

1. Daily Communication Rituals That Build Trust
   - Morning and evening check-ins
   - Love languages and daily appreciation
   - Gratitude exercises
2. Non-Verbal Connection Strategies
   - Eye contact
   - Physical touch
   - The power of shared silence
3. Building Intimacy Beyond Words
   - How shared activities deepen connection
   - Creating emotional intimacy through fun and play
   - Planning connection-building activities

PRINCIPLE #7: STAYING CONNECTED THROUGH LIFE'S CHALLENGES

1. How to Communicate Through Stress and Anxiety
   - Handling external stressors without turning on each other
   - How to self-regulate before communicating
2. Parenting, Careers, and Emotional Intimacy
   - Balancing emotional needs with family obligations
   - Keeping the relationship a priority
3. Handling Financial Strain and Other Life Stressors
   - Communicating without blame
   - Problem-solving as a team

PRINCIPLE #8: REIGNITING EMOTIONAL INTIMACY

1. Reconnecting Through Small Gestures
   - Surprise notes, small gifts, and affirmations
   - How consistent effort builds trust
2. Cultivating Playfulness and Spontaneity
   - Why humor matters in long-term relationships
   - Creating "adventure" without leaving home
3. Physical Intimacy and Emotional Connection
   - How emotional safety improves sexual connection
   - Non-sexual touch to build intimacy
   - How Emotional Safety Improves Physical Desire

PRINCIPLE #9: COMMUNICATION BLUEPRINT FOR THE FUTURE

1. Creating a Shared Communication Plan
   - Setting communication goals
   - How to course-correct when issues arise
   - Scheduling regular "relationship check-ins"
2. Handling Setbacks Without Losing Progress
   - Recognizing emotional relapse patterns
   - How to reconnect after distance
3. Building Long-Term Resilience and Connection
   - Keeping curiosity alive in your relationship
   - Why constant communication is the key to longevity

WELCOME



Your journey to deeper connection, honest conversations, and a united love starts here.

If you've been feeling unheard, misunderstood, or emotionally distant in your relationship – you're not alone.

Whether you're stuck in cycles of conflict or silence, longing for closeness, or just ready for something to finally change, you're in the right place.

Relationship Reset is more than a PDF – it's your step-by-step guide to rebuilding communication, reigniting trust, and restoring emotional intimacy. Inside, you'll find:

~ 9 Core Relationship Principles

~ 30 Practical, actionable steps you can start using today

~ Tools to help you feel seen, safe, and deeply connected – again



01

Principle

#ONE



UNDERSTANDING THE ROOT OF EMOTIONAL DISCONNECTION

Signs You and Your Partner Are Emotionally Disconnected

It's easy to overlook the early signs of emotional disconnection in a relationship. Most couples don't suddenly wake up one day feeling distant, it's a gradual process, often unnoticed until the emotional gap feels overwhelming.

Here are the key signs that you and your partner may be emotionally disconnected:

01

Lack of Communication

- Conversations feel shallow or transactional.
- You avoid talking about deeper feelings or important topics.
- You feel like you're talking to a roommate rather than a romantic partner.
- Texts and calls become less frequent and more practical than emotional.

Example:

You ask your partner how their day was, and they respond with a simple "fine." You try to share something meaningful about your own day, but it feels like they're distracted or uninterested. Over time, you stop trying to connect because it feels pointless

---

"Silence is not golden when it creates a wall between two hearts.
Speak even when it's hard — connection lives in the conversation."



02

Feeling Unseen or Unheard

- Your partner seems emotionally unavailable or uninterested.
- You feel like your thoughts and feelings don't matter.
- You express needs or concerns, but they go unacknowledged.
- You feel lonely even when you're physically together.

Example:

You tell your partner that you're feeling overwhelmed at work. Instead of asking how they can support you, they change the subject or tell you to "just relax." You feel invalidated and alone.

"Being seen and heard is not a privilege — it's the foundation of love. When you feel invisible, remind your partner how much your presence matters."



03

Increased Conflict or Avoidance

- Arguments become more frequent, over even small issues.
- One or both of you withdraw to avoid confrontation.
- There's a growing sense of resentment beneath the surface.
- Physical intimacy decreases as emotional distance increases.

Example:

After a disagreement about household chores, your partner gives you the silent treatment. The issue is never really resolved, and the resentment builds over time..

"Conflict avoided is connection delayed. Facing the hard conversations is the first step toward healing."



Understanding the Root of Emotional Disconnection

Before communication can improve, we need to understand why emotional disconnection happens in the first place. Most couples don't suddenly wake up feeling distant. Emotional disconnection is usually a slow, gradual process — a series of small moments where connection is missed, trust is weakened, and emotional needs go unmet.

Let's talk through the early signs of emotional disconnection and why communication often breaks down over time.

1. Signs You and Your Partner Are Emotionally Disconnected
One of the first signs is a lack of real communication. Conversations become shallow, mostly about tasks, schedules, or surface-level updates. You might feel like you're living with a roommate rather than a romantic partner. Maybe you ask how their day was, and the answer is just "fine." You try to share something meaningful, but it feels like they're distracted or disinterested. Eventually, you stop trying altogether because it feels pointless.

Another key sign is feeling unseen or unheard. It's not just about the big conversations — it's about the small, everyday moments where you hope to feel supported or understood, and instead, you feel dismissed. For example, you might open up about being stressed at work, and your partner just says, "Just relax" or changes the subject. Over time, feeling invisible chips away at your sense of emotional safety.

Then there's the cycle of increased conflict or avoidance.
Arguments might become more frequent — or maybe they're avoided altogether. Either way, issues never really get resolved. Silent treatments, resentment, and emotional withdrawal take the place of real conversations. You might notice that even physical intimacy starts to fade as the emotional distance grows.





Why Communication Breaks Down Over Time

Emotional disconnection isn't always the result of one major event, it's often the accumulation of smaller issues that erode trust and intimacy over time. Here's why communication tends to break down in long-term relationships:

a. Busy Schedules and Emotional Fatigue

- Daily life becomes a routine of work, family, and responsibilities.
- Emotional bandwidth is used up dealing with external stressors.
- The relationship gets pushed to the back burner.

Example:

After a long day of work and managing the kids, you both collapse on the couch scrolling through your phones rather than connecting with each other.

"Love isn't lost in big moments — it fades in the small spaces where connection is neglected. Make time, even when you feel you have none."



Why Communication Breaks Down Over Time

b. Unresolved Conflicts

- Daily life becomes a routine of work, family, and responsibilities.
- Emotional bandwidth is used up dealing with external stressors.
- The relationship gets pushed to the back burner.

Example:

You keep arguing about how to spend money. Even though you've tried to compromise, you both feel misunderstood and frustrated.

"Unspoken hurts don't disappear — they grow. Healing starts when you choose to face them together."



Why Communication Breaks Down Over Time

c. Lack of Emotional Safety

- You don't feel comfortable being vulnerable.
- You're afraid of being judged or criticized when you express your feelings.
- You start withholding your true thoughts to avoid conflict.

Example:

You hesitate to tell your partner that you're unhappy with the lack of intimacy because you're afraid they'll take it personally or shut down.

"Emotional safety isn't built by perfection — it's built by showing up, even when it's uncomfortable."

Why Communication Breaks Down Over Time

It's important to know that disconnection usually isn't about one major event; it's the slow build-up of small moments left unaddressed.

First, busy schedules and emotional fatigue wear relationships down. After a long day filled with work, responsibilities, and distractions, there's often little emotional energy left. Connecting with your partner feels like another task instead of a lifeline. Instead of talking, you both might just collapse on the couch and scroll through your phones in silence.

Then, unresolved conflicts add up.
Maybe you've had the same argument about money, chores, or parenting decisions — again and again. Even if you "move on," the underlying feelings of frustration and misunderstanding don't just disappear. They pile up, turning into resentment and mistrust over time.
Another huge factor is the lack of emotional safety.

When you don't feel safe sharing your true thoughts or feelings — because you're afraid of being criticized, dismissed, or starting another fight — you start holding back. Vulnerability becomes risky. And the less you share, the more distant you both become.



KEY FINDINGS...



How Emotional Distance Affects Trust and Relationship Satisfaction

Research shows that emotional connection is the #1 predictor of long-term relationship satisfaction. A study published in the Journal of Marriage and Family found that couples who reported higher levels of emotional intimacy were significantly more satisfied in their relationships and had higher levels of trust.

- *82% of couples who reported emotional intimacy said they felt "very satisfied" in their relationships.*
- *Only 24% of couples without emotional intimacy reported relationship satisfaction.*
- *Emotional closeness was found to be a greater predictor of satisfaction than financial security or physical attraction.*

Emotional disconnection rarely happens overnight — it's the result of neglected emotional needs, unresolved conflicts, and weakened communication patterns over time. The good news is that emotional closeness can be rebuilt when both partners understand the root causes and make intentional efforts to reconnect.

The Psychological Impact of Emotional Disconnection

Emotional disconnection doesn't just affect the relationship — it affects your mental and emotional health as well. Research shows that emotional closeness is one of the most critical factors for long-term relationship satisfaction. When that closeness is lost, it can lead to:

1. Increased Stress and Anxiety

- The body's stress response is triggered when emotional needs aren't met.
- Chronic stress increases cortisol levels, leading to irritability and poor sleep.
- Emotional distance can lead to overthinking and insecurity.

Example:

You notice that you're more irritable and on edge. Your partner's silence or emotional unavailability makes you feel like you're constantly walking on eggshells.

2. Loneliness Despite Being Together

- Physical proximity does not equal emotional closeness.
- Emotional isolation can feel more painful than physical separation.
- You feel like your partner no longer "knows" you.

Example:

You're sitting next to your partner on the couch, but they're scrolling on their phone, not engaging with you. Even though you're together, you feel completely alone.

3. Decreased Sexual and Emotional Intimacy

- Lack of emotional closeness often leads to a decrease in physical closeness.
- Intimacy becomes a chore rather than a form of connection.
- Emotional connection is the foundation for sexual satisfaction.

Example:

You and your partner haven't had sex in months. When you bring it up, they say they're "too tired" or "not in the mood." You start to wonder if they're no longer attracted to you.





Principle

#TWO

02



IDENTIFYING COMMUNICATION BLOCKS

Emotional connection depends on effective communication, but even couples who love each other deeply often fall into damaging communication patterns without realizing it. When communication becomes strained or ineffective, emotional closeness starts to unravel.

In this section, we'll explore the most common communication pitfalls, how to identify your unique communication style, and how to recognize underlying emotional triggers that may be causing conflict beneath the surface.

1. Common Communication Pitfalls

Most communication problems in relationships stem from unhealthy patterns that develop over time. These patterns often form as defense mechanisms to avoid vulnerability or conflict, but they ultimately weaken emotional connection and trust.

a. Criticism vs. Constructive Feedback

- Criticism targets the person, while feedback targets the behavior.
- Criticism often starts with "You always..." or "You never..."
- Feedback is solution-focused and starts with "I feel..."

Example:

Criticism:
"You never listen to me. You don't care about what I'm saying."

Constructive Feedback:
"I feel hurt when I don't feel listened to. Can we set aside some time to talk without distractions?"

"Criticism attacks the person. Feedback addresses the problem. Choose your words carefully – they can either build or break."

Why It Matters:

- *A study by Dr. John Gottman, a leading relationship psychologist, found that criticism is one of the "Four Horsemen of Relationship Apocalypse" – predictors of divorce.*
- *In successful relationships, partners replace criticism with specific, solution-focused feedback.*

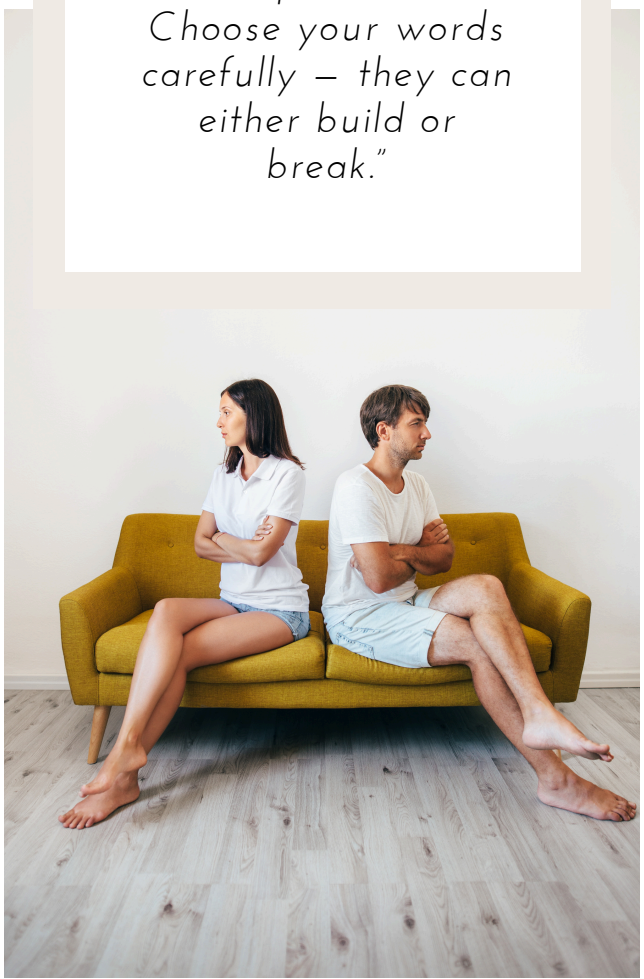

b. Stonewalling and Emotional Shutdown

- Stonewalling happens when one partner emotionally withdraws from the conversation.
- This often includes:
  - Refusing to make eye contact
  - Giving one-word answers
  - Physically leaving the room
- It's a self-protective mechanism but increases emotional distance.

Example:

During an argument about finances, your partner suddenly stops responding, crosses their arms, and stares at the floor. You feel dismissed and emotionally abandoned.

Why It Matters:

- *Research shows that stonewalling increases stress hormones (like cortisol), making conflict resolution harder.*
- *Over time, stonewalling makes the other partner feel rejected and emotionally abandoned*

"Walls protect — but they also isolate. Lower your defenses, and you'll find connection on the other side."

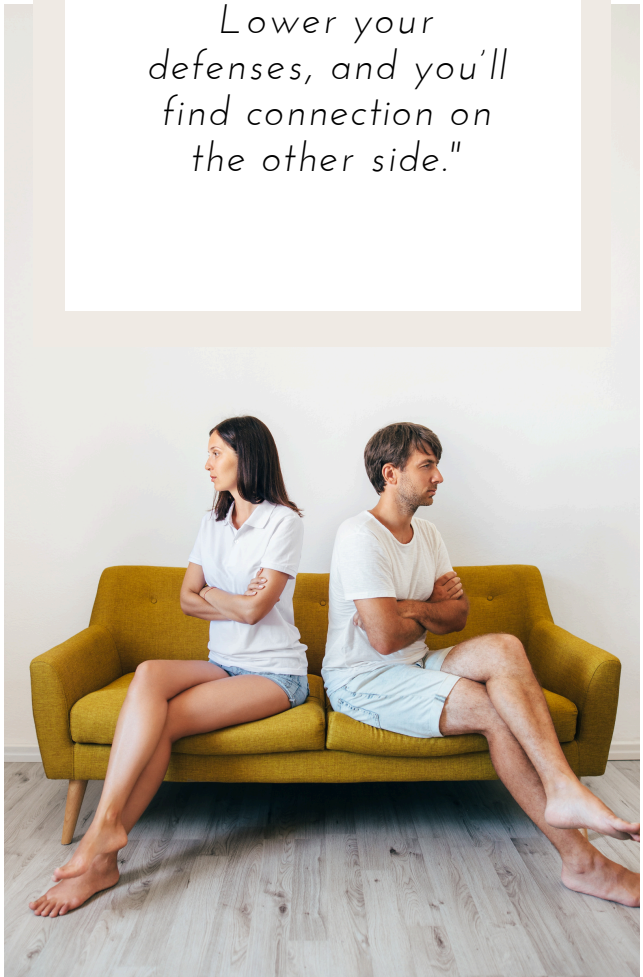

c. *Passive-Aggressiveness and Resentment*

- Passive-aggressiveness includes sarcasm, backhanded comments, and intentional forgetfulness.
- It's often a sign of unmet emotional needs or fear of direct conflict.
- Resentment builds when unexpressed needs are left unaddressed.

Example:

Instead of telling your partner directly that you feel neglected, you say, "Must be nice to have so much free time," with a sarcastic tone.

Why It Matters:

- *A study published in the Journal of Psychology and Behavior found that passive-aggressiveness correlates with lower relationship satisfaction and higher rates of separation.*
- *Addressing issues directly leads to higher emotional trust and intimacy.*

"What's left unsaid turns into resentment. Speak the truth, even if your voice shakes."



Communication Pitfalls

How we communicate directly impacts how others will think, feel, react and respond.

Communication Pitfall	**Description**	**Effect on Relationship**
Criticism	Attacking the person rather than addressing them	Creates resentment and emotional distance
Stonewalling	Shutting down or avoiding communication	Prevents conflict resolution / connection
Defensiveness	Reacting with excusses or counter-attacks	Leads to escalated conflict / lack of understanding
Passive-Aggressiveness	Indirect communication through sarcasm	Builds resentment and erodes trust
Emotional Withdrawl	Emotionally shutting down to avoid conflict	Breaks down emotionaly intimacy and trust

If you're ready to take improving your communication seriously, join Speak Love, where we'll guide you step-by-step through these codes, helping you rebuild trust and connection from a psychological, personal, and spiritual perspective. Don't just learn to communicate, take the steps to build an amazing connection.

Identifying Communication Blocks

Emotional connection depends heavily on effective communication, but even couples who love each other deeply often fall into unhealthy patterns without realizing it. Over time, these patterns can slowly chip away at emotional safety and intimacy, leaving partners feeling frustrated, unheard, and disconnected. In this session, we're going to explore some of the most common communication pitfalls, how to identify your unique communication style, and how to recognize the hidden emotional triggers that may be causing conflict beneath the surface.

Let's start with the reality that most communication struggles aren't because couples don't care — they're usually the result of protective habits that have developed over time. The problem is, these habits often end up causing more harm than good

The first major pitfall is Criticism vs. Constructive Feedback.
Criticism attacks the person, often starting with words like "You always**...**" or "You never**...**" — and it instantly puts your partner on the defensive. Constructive feedback, on the other hand, addresses the behavior without attacking character. It sounds more like, "I feel hurt when I don't feel listened to. Can we set aside some time to talk without distractions?" Dr. John Gottman identified criticism as one of the Four Horsemen that predict divorce, which is why learning to give feedback instead of criticism is crucial for relationship health.

Next is Stonewalling and Emotional Shutdown.
Stonewalling happens when one partner completely withdraws — no eye contact, one-word answers, leaving the room. It's a defense mechanism to avoid feeling overwhelmed, but it leaves the other partner feeling abandoned and rejected. Research shows that when stonewalling happens, both partners' stress levels spike, making meaningful resolution almost impossible.

Then there's Passive-Aggressiveness and Resentment.
Instead of voicing hurt or unmet needs directly, passive-aggressiveness shows up through sarcasm, silent treatment, or backhanded comments. It builds resentment over time because nothing ever truly gets resolved. Direct, respectful communication prevents the slow decay that passive-aggressive behavior can cause.

"You don't have to repeat the patterns you learned in childhood. You have the power to write a new story together."

"Clarity starts within. Understand yourself first, and communication with your partner will follow."

"Behind every complaint is an unmet need. Look deeper — connection lives in understanding the need beneath the words."



2. Identifying your Communication Style

Understanding how you and your partner naturally communicate is essential for improving emotional connection.

When partners have mismatched communication styles, misunderstandings and conflict are more likely to occur.

Here are some examples:

a. Direct vs. Indirect Communicators

- Direct communicators express their thoughts and feelings openly and clearly.
  - Value honesty over tact.
  - May come across as blunt or harsh.

- Indirect communicators hint at what they need rather than stating it outright.
  - Value harmony over confrontation.
  - May feel resentful if their needs are not recognized.

Example:

Direct Communicator: "I need more support with household chores. Can you help with the dishes tonight?"

Indirect Communicator: "Sighing loudly while washing dishes, hoping the partner will notice and offer to help.

Why It Matters:

- *Direct communicators often feel frustrated when their partner "can't take a hint."*

- *Indirect communicators feel hurt when their needs go unnoticed.*

- *Successful couples learn to meet in the middle — direct communicators soften their tone, and indirect communicators learn to state their needs clearly.*

"Directness invites clarity. Indirectness creates confusion. Say what you need, and trust that your partner can hear it."

b. Emotional vs. Logical Communicators

- Emotional communicators prioritize feelings and emotional connection.
  - They want to feel heard and validated.
  - Can feel dismissed if their emotions aren't acknowledged.

- Logical communicators focus on facts and solutions.
  - They want to "fix" problems rather than explore feelings.
  - Can feel frustrated when their partner focuses on emotions rather than solutions.

Example:

Emotional Communicator: "I feel hurt that you didn't include me in that decision."

Logical Communicator: "We needed to make a decision quickly. I didn't think it would upset you."

Why It Matters:

- *Emotional communicators often feel that logical communicators "don't care."*
- *Logical communicators feel frustrated when emotions "get in the way" of problem-solving.*
- *Balancing both approaches creates deeper understanding and emotional trust.*

"Feelings are not facts, but they are still valid.
Honor both emotion and reason in every conversation."

c. Communication Style Compatibility

- Mismatched styles are common — and manageable with awareness.
- Research shows that understanding your partner's communication style increases relationship satisfaction by over 30%.
- Partners need to "translate" their communication styles for each other.

Example:

An emotional communicator feels validated when their feelings are acknowledged — not just when solutions are offered.

Example response:
"I understand you feel hurt — that wasn't my intention. How can I help you feel better?"

If you're ready to take improving your communication seriously, join Speak Love, where we'll guide you step-by-step through these codes, helping you rebuild trust and connection from a psychological, personal, and spiritual perspective. Don't just learn to communicate — take the steps to build an amazing connection.

"Different styles don't mean disconnection — they mean you have more ways to learn each other's language."

Identifying Your Communication Style

Another major factor in relationship communication is understanding how you naturally express yourself, and how your partner does too. Differences in communication styles are incredibly common and can easily lead to misunderstandings if they aren't recognized and adjusted for.

Some people are Direct Communicators — they say what they need clearly and openly. Others are Indirect Communicators, hinting at what they want and hoping the other person picks up on it. Direct communicators value honesty; indirect communicators value harmony. Neither is wrong, but when a direct communicator feels like they're missing "hints" and an indirect communicator feels ignored, it leads to frustration. Learning to meet in the middle — softening direct language or being clearer about needs — is a skill that builds trust.

We also have Emotional Communicators and Logical Communicators. Emotional communicators want to be heard, understood, and validated emotionally. Logical communicators are often solution-focused; they hear a problem and immediately want to fix it. Emotional communicators can feel dismissed when solutions come before empathy, while logical communicators can feel stuck when emotions seem overwhelming. A healthy relationship balances both, leading with empathy, then working toward solutions together.

Communication Style Compatibility is simply about recognizing that your partner's natural style may not match yours, and that's okay. It's less about changing your style and more about "translating" it. Research shows that couples who understand each other's communication styles experience over 30% higher relationship satisfaction. It's about learning what makes your partner feel seen and valued, and being willing to adjust your approach to meet each other halfway.



Recognizing Triggers and Unmet Needs

Finally, a huge part of healing communication is understanding the emotional needs that often go unspoken beneath arguments. Many of our communication triggers come from past experiences, especially from childhood — where we may have learned to associate vulnerability with rejection or punishment.

When you feel triggered during a conversation, it's important to pause and ask yourself:
"What am I really asking for right now?"

This self-awareness is powerful. Often, it's not about the dishes, or the plans, or the money — it's about a deeper need: to feel heard, respected, supported, or loved.

A powerful journaling exercise you can use here is:
"What am I really asking for?"

Take a few minutes to reflect when conflict arises. Write down what you're feeling, what need feels unmet, and what you wish your partner would hear. The more you can understand your own needs, the easier it becomes to communicate them in ways that create connection rather than conflict.

Summary:
In this section, we're learning that communication isn't just about saying the right thing — it's about understanding the patterns, styles, and emotional needs that shape the way you and your partner connect.

By becoming aware of these communication blocks and learning to address them with intention, you create a safer, more open space for real intimacy to grow.



03



Principle

#THREE



BUILDING EMOTIONAL SAFETY

Emotional safety is the foundation of a healthy, connected relationship. Without emotional safety, partners become guarded, communication suffers, and trust deteriorates. When couples feel emotionally safe, they are more likely to express vulnerability, handle conflict with care, and work through misunderstandings without fear of rejection or judgment.

In this section, we'll explore how to create a judgment-free zone, foster vulnerability, and rebuild trust after it's been broken.

1. Creating a Judgment-Free Zone

One of the most common reasons couples stop opening up to each other is fear of judgment or criticism. When one partner feels like they will be met with criticism or defensiveness, they stop sharing their true feelings. Creating a judgment-free zone allows both partners to speak openly without fear of backlash.

a. Active Listening Techniques

One of the most common reasons couples stop opening up to each other is fear of judgment or criticism. When one partner feels like they will be met with criticism or defensiveness, they stop sharing their true feelings.

Creating a judgment-free zone allows both partners to speak openly without fear of backlash.

Key Active Listening Techniques:

- Maintain eye contact – It signals attention and interest.
- Use verbal cues – Simple responses like "I see," "That makes sense," and "I hear you" show that you're engaged.
- Mirror back emotions – Repeat back what you heard to clarify understanding ("So you're feeling overwhelmed because of work, is that right?").
- Avoid interrupting – Let your partner finish their thought before responding.

Example:

An emotional communicator feels validated when their feelings are acknowledged — not just when solutions are offered.

Example response: "I understand you feel hurt — that wasn't my intention. How can I help you feel better?"

*Instead of saying: *"Well, I'm busy too!"*

Say: "I hear you. It sounds like you're feeling overwhelmed and you'd like more support from me. Did I get that right?"

"Listening is not waiting for your turn to speak — it's creating space for your partner to feel heard."



b. Non-Verbal Communication Tips

Non-verbal cues often communicate more than words. Research shows that over 70% of communication is non-verbal, so how you sit, the tone of your voice, and your facial expressions are just as important as what you say.

Effective Non-Verbal Communication:

- Maintain an open body posture – Avoid crossing your arms, which signals defensiveness.
- Nod occasionally to show you are following.
- Keep a calm tone of voice – A soothing tone prevents defensiveness.
- Lean in slightly – It signals engagement and care.

Example:

If your partner is sharing something difficult, leaning in slightly and keeping soft eye contact shows that you are emotionally present.

"Sometimes love is felt more in the silence between words than in the words themselves."



c. *How to Respond Without Defensiveness*

Defensiveness is one of the biggest threats to emotional safety. When a partner expresses a concern and the other responds with defensiveness, it shuts down meaningful communication and creates emotional distance.

How to Respond Without Defensiveness:

- Take a deep breath before responding.
- Focus on your partner's feelings rather than the accuracy of their words.
- Use "I" statements instead of "You" statements.
- Validate their feelings even if you don't agree with the facts.

Example:

Partner:
"I feel like you never make time for me."

Defensive response:
**"That's not true! I'm busy with work!"*

Non-defensive response:
"I hear you. It sounds like you're feeling neglected. I'm sorry you feel that way — let's talk about how we can spend more quality time together."

"Defensiveness builds walls — understanding tears them down."

Building Emotional Safety

Emotional safety is the foundation of a healthy, thriving relationship. Without it, partners become guarded, communication breaks down, and trust slowly erodes. When emotional safety is present, couples are free to be vulnerable, handle conflict with care, and work through misunderstandings without fear of rejection, criticism, or judgment. In this session, we'll talk about how to create a judgment-free space, foster vulnerability, and begin rebuilding trust if it's been damaged.

Creating a Judgment-Free Zone
One of the biggest reasons couples stop opening up is the fear of judgment or criticism. When a partner fears they'll be met with anger, defensiveness, or dismissiveness, they naturally start to pull away and stop sharing their true thoughts. To counter this, we must intentionally create a judgment-free zone — a space where both partners feel safe to speak openly without fear of backlash. Active listening is the key to building this space. Most people listen to respond, not to understand, but emotional safety grows when you slow down, stay present, and truly hear what your partner is feeling.

Key techniques include maintaining eye contact, giving simple verbal cues like "I see" or "That makes sense," and mirroring back the emotion you hear. For example, if your partner says, "I feel like you don't appreciate how much I do," instead of getting defensive, you could say, "It sounds like you're feeling overwhelmed and unappreciated — did I get that right?" This shifts the energy from defensiveness to connection.

Non-verbal communication also plays a major role. Remember, more than 70% of communication is non-verbal. Your body language, tone of voice, and even your posture matter. Keep your arms relaxed, maintain open body language, nod occasionally, and soften your tone to signal emotional presence.

Finally, when responding to your partner's feelings, it's vital to avoid defensiveness. Before responding, pause, breathe, and focus on your partner's emotion rather than the facts you may want to argue. Even if you disagree with their interpretation, validate their feelings first. Instead of saying, "That's not true!" you might say, "I hear that you're feeling neglected. Let's talk about how I can be more present for you."



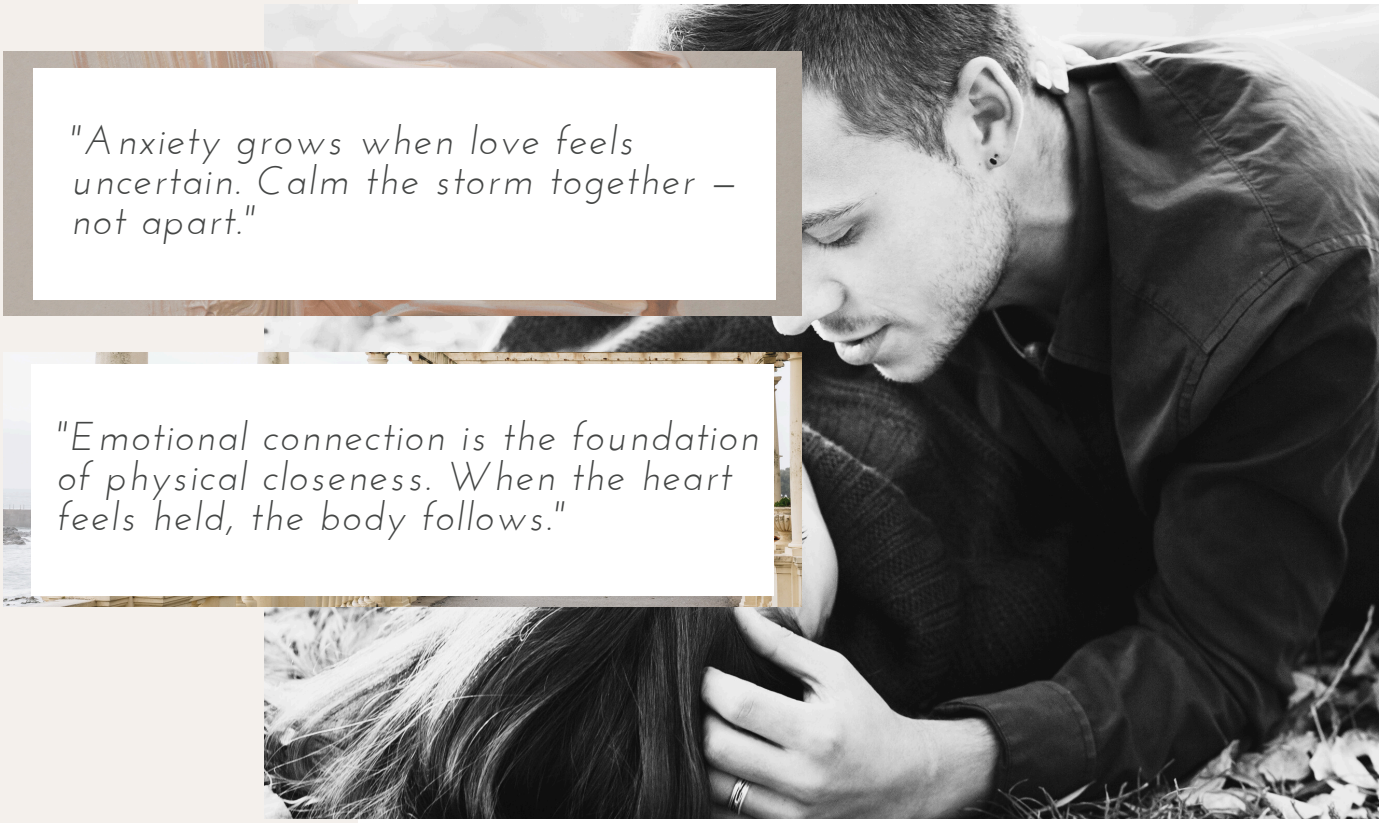

2. The Role of Vulnerability in Trust-Building

Vulnerability is often mistaken for weakness, but in relationships, vulnerability is the gateway to trust and emotional connection.

Without vulnerability, partners remain guarded, which prevents true emotional intimacy from forming.

If you're ready to take improving your communication seriously, join Speak Love, where we'll guide you step-by-step through these codes, helping you rebuild trust and connection from a psychological, personal, and spiritual perspective. Don't just learn to communicate — take the steps to build an amazing connection.

a. How to Open Up Without Fear of Rejection



- Start small – Share minor thoughts and feelings first.
- Be clear about your emotional needs.
- Ask for emotional support directly.
- Accept that your partner may not always respond perfectly, but creating space for vulnerability builds trust over time.

Example:

Instead of saying:
"You never care about how I feel."

Try saying:
"I've been feeling really overwhelmed lately. It would help me to feel supported if you could check in with me more often."

"Vulnerability is scary – but it's also where connection begins."

b. Expressing Emotional Needs Clearly and Safely



Many couples struggle with unmet emotional needs because they don't know how to express them clearly. Emotional needs include:

- Feeling appreciated
- Feeling supported
- Feeling valued
- Feeling understood

How to Express Emotional Needs:

- Use "I feel..." statements.
- Be specific about what you need.
- Focus on the future rather than blaming the past.

Example:

"I feel overwhelmed when I'm managing everything at home. It would help me feel supported if you could help with the dishes a couple of times a week."

"Saying what you need is not selfish — it's the first step toward emotional intimacy."

c. Guided Exercise: “Sharing Without Fear”



1. Sit down with your partner in a quiet space.
2. Set a timer for 5 minutes.
3. One partner speaks, the other listens without interrupting or reacting.
4. After 5 minutes, switch roles.
5. After both partners have spoken, reflect back what you heard and ask:
    - "What do you need from me right now?"
    - "How can I make you feel more supported?"

Example:

Partner A:
"I feel like you don’t make time for me anymore."

Partner B:
"Thank you for sharing that. I hear that you feel like I’ve been distant. What can I do to make you feel more connected?"

"Trust grows when honesty meets acceptance."

The Role of Vulnerability in Trust-Building

Vulnerability often gets mistaken for weakness, but it's actually the gateway to deeper emotional intimacy. Without vulnerability, couples stay guarded and disconnected, preventing real emotional trust from forming.

To open up without fear of rejection, start small. Share little thoughts and feelings first, and be clear about your emotional needs. Understand that your partner might not always respond perfectly, and that's okay. The goal is to create a habit of openness, not perfection.

For example, instead of attacking with, "You never care how I feel," you might say, "I've been feeling overwhelmed lately, and it would really help me to feel supported if you could check in with me more often."

When expressing emotional needs, clarity is key. Use "I feel**...**" statements, be specific, and stay focused on what you want moving forward rather than blaming the past. Instead of vague frustration, you could say, "I feel stressed when I handle everything at home. It would mean a lot if you could help with the dishes a few nights a week."

To practice vulnerability together, you can use a simple guided exercise called "Sharing Without Fear."

Find a quiet space, set a timer for 5 minutes, and take turns speaking without interruption or reaction. One partner shares while the other listens attentively.

Afterward, reflect back what you heard and ask questions like, "What do you need from me right now?" or "How can I make you feel more supported?" This kind of structured vulnerability strengthens emotional safety and builds powerful connection over time.





3. Rebuilding After a Breach of Trust

Trust is the foundation of emotional safety, but it can be broken through dishonesty, betrayal, or emotional neglect.

Rebuilding trust takes time, consistency, and emotional accountability.

"Forgiveness isn't forgetting — it's choosing to move forward without carrying the weight of resentment."

a. How to Handle Past Betrayals or Dishonesty

- Acknowledge the betrayal openly and honestly.
- Allow the hurt partner to express their feelings without defensiveness.
- Create a plan for rebuilding trust.
- The betraying partner must take full responsibility and avoid excuses.



Example:

"I know I hurt you when I lied about where I was. I take full responsibility for that. I'm sorry, and I want to work on earning back your trust."

b. Apology Frameworks That Rebuild Trust

A meaningful apology includes:

- Acknowledging the harm caused
- Taking responsibility without excuses
- Expressing genuine remorse
- Asking how to repair the harm



Example:

"I'm sorry for not telling you the truth about the credit card bill. I take full responsibility for that. I understand that it hurt you, and I want to rebuild trust by being more transparent about our finances moving forward."

If you're ready to take improving your communication seriously, join Speak Love, where we'll guide you step-by-step through these codes, helping you rebuild trust and connection from a psychological, personal, and spiritual perspective. Don't just learn to communicate — take the steps to build an amazing connection.

c. Forgiveness Techniques Backed by Research

- Forgiveness does not mean forgetting; it means releasing resentment.
- Forgiveness is a choice that benefits the forgiver more than the forgiven.
- Research shows that couples who practice forgiveness have longer and more satisfying relationships.



Example:

"I forgive you for what happened. I know it will take time to rebuild trust, but I'm willing to work on this with you."

Takeaway:

Emotional safety is built through consistent trust, vulnerability, and non-defensive communication. It's not about perfection — it's about creating a space where both partners feel seen, heard, and valued.

Reminder: "Forgiveness isn't forgetting — it's choosing to move forward without carrying the weight of resentment."

Rebuilding After a Breach of Trust

Trust is fragile, and when it's broken, it takes consistent, intentional effort to rebuild. Whether it's been dishonesty, betrayal, or emotional neglect, healing starts with ownership and openness.

Handling past betrayals begins with acknowledging the harm done. The partner who broke the trust must allow the hurt partner to fully express their feelings without minimizing, making excuses, or rushing to "move on." Healing happens when the betrayer takes full responsibility, offers a sincere apology, and shows through consistent action that they are rebuilding the bridge.

For example, they might say, "I know I hurt you when I lied about where I was. I take full responsibility. I'm committed to earning your trust back."
A meaningful apology isn't just saying "I'm sorry." It includes acknowledging the hurt caused, owning it without defensiveness, expressing genuine remorse, and asking how to repair the damage. A stronger apology might sound like, "I'm sorry for not being honest about the credit card bill. I realize that it hurt you and made you feel unsafe. I want to rebuild trust by being more transparent moving forward."

Forgiveness is another crucial part of rebuilding. Forgiveness doesn't mean forgetting or excusing hurtful behavior, it means releasing resentment so healing can take place. Research shows that couples who practice forgiveness are more likely to have longer, more fulfilling relationships. Forgiveness is a gift you give yourself as much as your partner, allowing emotional walls to come down and connection to be rebuilt.

Summary:
Emotional safety isn't built overnight — it's created moment by moment through consistent listening, non-defensive communication, vulnerability, and trust. It's about showing your partner, over and over again, that their feelings matter, their voice is safe, and that they are loved, even when conversations are hard.

As you master these skills, you lay the groundwork for a relationship where both partners can thrive, heal, and grow together.



Principle

#FOUR



04



LEARNING TO LISTEN AND BE HEARD

Communication is not just about talking — it's about listening with the intent to understand rather than to respond. The ability to truly listen and express your needs without conflict is the foundation of emotional intimacy and trust.

Research shows that couples who feel "heard" by their partner report higher levels of emotional connection and relationship satisfaction. In fact, a study published in the Journal of Marriage and Family found that active listening skills increased relationship satisfaction by over 40%.

In this section, we'll cover the art of active listening, how to express your needs without conflict, and how to respond when your partner emotionally withdraws.

1. The Art of Active Listening

Most people "listen" by waiting for their turn to talk — but true listening means understanding your partner's emotions, not just their words. Active listening requires being fully present and signalling to your partner that you value what they're saying.

a. Mirroring Techniques

Mirroring means reflecting back what your partner has said to confirm understanding and to help them feel heard.

How to Mirror Effectively:

- Repeat the key points your partner expresses, but in your own words.
- Acknowledge the emotional tone of what they are saying.
- Focus on the emotion behind the statement, not just the content.

Example:

Partner: "I feel like you don't appreciate all the things I do around the house."

Mirroring response: "It sounds like you're feeling unappreciated for the effort you put into maintaining the house. Is that right?"

Why It Works:

- Mirroring confirms that you understand your partner's feelings.
- It encourages your partner to open up more because they feel heard.
- It reduces defensiveness and helps de-escalate conflict.



Reflecting someone's feelings back to them is the first step toward making them feel seen."



b. Paraphrasing for Clarity

Paraphrasing means summarizing what your partner said in your own words to check for understanding.

How to Paraphrase Effectively:

- Keep it short and clear.
- Focus on both the content and the emotion.
- End with a question to confirm understanding.

Example:

Partner: "I feel like we don't spend enough time together."

Paraphrasing response: "So you're saying you feel like we've been drifting apart because we haven't been spending much time together. Is that right?"

Why It Works:

- Paraphrasing helps avoid miscommunication.
- It gives your partner a chance to clarify their feelings.
- It prevents defensive reactions by showing that you are trying to understand.



"Clarity isn't found in perfect words — it's found in knowing you've been understood."



b. How to Ask Meaningful Follow-Up Questions

Follow-up questions help deepen the conversation and show that you are emotionally engaged.

Examples of Follow-Up Questions:

- "How did that make you feel?"
- "Can you tell me more about that?"
- "What would make you feel more supported?"

Example:

Partner: "I've been feeling really stressed at work."

Follow-Up: "I'm sorry to hear that. Can you tell me more about what's been stressful?"

Why It Works:

- Asking questions signals that you care about their experience.
- It encourages deeper emotional sharing.
- It helps uncover underlying emotional needs



"Curiosity is the pathway to emotional depth."



The Art of Active Listening

Most of us "listen" while planning what we're going to say next — but real listening means tuning in fully to your partner's emotions and intentions, not just their words. Active listening is about being fully present, showing empathy, and making your partner feel truly heard and valued.

One of the best ways to practice this is by using Mirroring Techniques.
Mirroring simply means reflecting back the essence of what your partner has shared. You're not parroting their words — you're capturing their emotion and message.

For example, if your partner says, "I feel like you don't appreciate what I do around the house," a mirroring response would be, "It sounds like you're feeling unappreciated for all the effort you put in — is that right?"

This simple step helps your partner feel validated and understood, lowering defensiveness and encouraging deeper sharing.

Next, we use Paraphrasing for Clarity.
Paraphrasing is summarizing what you heard in your own words to double-check that you understood correctly. It's short, clear, and focused on both the content and the emotion behind it.

For example, if your partner says, "I feel like we never spend time together," you might respond, "You're feeling like we've been drifting apart because we haven't spent much time together — is that right?"
Paraphrasing avoids miscommunication and shows that you care about getting it right.

Finally, we deepen the conversation by asking meaningful follow-up questions.
Questions like "Can you tell me more about that?" or "How did that make you feel?" open space for vulnerability. They show emotional engagement and invite your partner to share what's really going on beneath the surface.
Active listening isn't about fixing or solving, it's about holding space for your partner's feelings.





2. Expressing Your Needs Without Conflict

Expressing your needs in a relationship can be difficult, especially if you're afraid of conflict or rejection.

Many people express their needs in a way that triggers defensiveness, which creates more conflict rather than connection.

"Speak from your heart — not from a place of blame."



a. "I" Statements vs. "You" Statements

"I" statements focus on your feelings and needs without blaming your partner.

- "I feel..." = Non-confrontational, opens space for understanding.
- "You never..." = Accusatory, triggers defensiveness.

Example:

Instead of saying: "You never listen to me!"

Say: "I feel hurt when I don't feel heard during our conversations."

Why It Works:

- "I" statements make your partner feel less attacked.
- They create room for dialogue rather than defensiveness.
- They focus on feelings rather than assigning blame.

If you're ready to take improving your communication seriously, join Speak Love, where we'll guide you step-by-step through these codes, helping you rebuild trust and connection from a psychological, personal, and spiritual perspective. Don't just learn to communicate — take the steps to build an amazing connection.

"Kindness is not weakness. Honest words land softer when they're wrapped in empathy."



a. "I" Statements vs. "You" Statements

"I" statements focus on your feelings and needs without blaming your partner.

- "I feel..." = Non-confrontational, opens space for understanding.
- "You never..." = Accusatory, triggers defensiveness.

Example:
Instead of saying: "You never listen to me!"

Say: "I feel hurt when I don't feel heard during our conversations."

Why It Works:

- "I" statements make your partner feel less attacked.
- They create room for dialogue rather than defensiveness.
- They focus on feelings rather than assigning blame.

"Conflict isn't a sign of failure — it's a sign that you both care enough to share your perspective, and work through it."



b. How to Avoid Accusatory Language

Accusations automatically put your partner on the defensive.

When someone feels attacked, they are less likely to listen and more likely to retaliate or shut down.

How to Avoid Accusatory Language:

- Replace "You always..." with "I feel..."
- Focus on the behavior, not the person.
- Be specific about what you need.

Example:

Instead of saying: "You never help me with the housework!"

Say: "I feel overwhelmed with the housework. It would help me feel supported if you could handle the dishes tonight."

Expressing Your Needs Without Conflict

Expressing your needs can feel risky, especially if you're afraid of starting a fight or being rejected. But needs don't disappear just because we silence them. Learning to express your needs safely and clearly is essential for emotional connection.

A key tool here is using "I" statements instead of "You" statements.
"I" statements focus on your own feelings and needs, avoiding blame or accusation.

Instead of saying, "You never listen to me!" (which triggers defensiveness), you say, "I feel hurt when I don't feel heard during our conversations."
It's a small shift, but it completely changes the tone of the conversation — from attacking to opening a door for dialogue.

We also need to avoid accusatory language altogether.
Phrases like "You always" or "You never" instantly raise walls between you and your partner. Instead, focus on the behavior, not the person.

For example, instead of saying, "You never help around the house!" you might say, "I feel overwhelmed with all the chores and would feel more supported if you could take on the dishes tonight."

Finally, we reframe conflict as an opportunity, not a threat.
Conflict isn't a sign that the relationship is failing — it's a natural, healthy part of two people growing together. The goal isn't to "win" — it's to understand. When emotions escalate, take a pause and come back to the conversation with a spirit of curiosity rather than blame.

If your partner says, "I feel like you don't care about what's important to me," you might respond, "I'm sorry you feel that way — can you help me understand how I can show you that I care better?"

This transforms conflict from a battleground into a bridge toward deeper connection.



REFRAMING CONFLICT WORKSHEET

The goal of this exercise is to shift the focus from 'winning' an argument to understanding your partner's perspective and finding a resolution together. Follow these steps to reframe conflict into an opportunity for connection.

Step 1: Identify the Conflict What is the issue you are currently facing with your partner?

Step 2: Acknowledge the Emotion How are you feeling about this conflict? (e.g., hurt, angry, frustrated, misunderstood)

Step 3: Explore Your Partner's Perspective How do you think your partner is feeling about this conflict?

Step 4: Reframe the Conflict as a Shared Problem How can you and your partner work together to solve this issue?

Step 5: Identify a Positive Outcome What positive change could come from resolving this conflict together?



3. How to Respond When Your Partner Withdraws

When one partner emotionally shuts down or distances themselves, it's often a sign that they don't feel emotionally safe.

Managing emotional withdrawal with care is key to restoring connection.

a. Managing Emotional Shutdown

- Stay calm and avoid overreacting.
- Give your partner space without punishing them.
- When they are ready to talk, focus on listening rather than fixing.

Example:
Partner: Silent and unresponsive after a disagreement.
Response: "I know you need some space right now. I'm here whenever you're ready to talk."

---

b. Avoiding the "Pursuer-Distancer" Dynamic

The "pursuer-distancer" pattern is common in emotionally disconnected couples:

- The pursuer chases for emotional reassurance.
- The distancer retreats to avoid conflict or vulnerability.

How to Break the Pattern:

- The pursuer should give space without punishing.
- The distancer should commit to re-engaging once they feel calm.
- Both partners should practice emotional regulation before engaging.

Example:
"I know I've been pushing for answers when you need space. I'll give you time, but I hope we can talk about it soon."

---

c. How to Keep Conversations from Escalating

- Keep your tone calm and your body language open.
- If the conversation becomes heated, take a break.
- Use grounding techniques (deep breathing, counting to 10).

Example:
"I can feel this conversation is getting heated. Let's take a 10-minute break and come back to it once we've both cooled down."

Takeaway

Listening is not about hearing the words, it's about understanding the emotions behind them. When both partners feel heard and valued, conflict decreases, emotional intimacy increases, and the relationship becomes stronger.

In the next section, we'll explore how to navigate conflict with connection in mind, and how to turn disagreements into opportunities for deeper connection.

How to Respond When Your Partner Withdraws

Sometimes, even with our best efforts, a partner emotionally shuts down or withdraws. Managing these moments with care is critical to restoring connection instead of deepening disconnection.

When facing emotional shutdown, it's important to stay calm and avoid overreacting. Give your partner space if they need it, but make it clear you're emotionally available when they're ready to reconnect.

If your partner goes silent after an argument, you might gently say, "I know you need some space right now. I'm here whenever you're ready to talk."
This avoids chasing them down emotionally or punishing them with coldness.

One common trap to avoid is the pursuer-distancer dynamic.
In many relationships, one partner (the pursuer) pressures for connection while the other (the distancer) retreats to avoid conflict.

Breaking this pattern means the pursuer gives space with patience, and the distancer commits to re-engaging once they feel grounded. It's about emotional regulation on both sides — managing your own emotions first so the relationship doesn't get stuck in an unhealthy cycle.

Finally, to keep conversations from escalating, stay mindful of your tone and body language.
If things start to heat up, it's okay — and often wise — to call a time-out. You might say, "I can feel this conversation getting heated. Let's take a 10-minute break and come back to it when we're calmer."
Grounding yourself with deep breathing or stepping outside for fresh air can reset your nervous system, helping you return with a clear, calmer mind.

Summary:
Great communication isn't about saying the perfect thing — it's about creating a safe emotional space where both partners can listen, express needs, and reconnect without fear. Active listening, non-defensive expression, and skillful conflict management transform surface-level conversations into real emotional intimacy. Remember: you don't have to get it perfect — you just have to be willing to listen with your heart, not just your ears.



05



Principle

#FIVE





NAVIGATING CONFLICT WITH CONNECTION IN MIND

Conflict is not the enemy of connection; avoidance is. Many couples mistakenly believe that a "healthy relationship" is one without conflict. In reality, research shows that conflict is a necessary and even beneficial part of a healthy relationship when handled correctly.

Dr. John Gottman, one of the leading relationship researchers, found that 69% of conflicts in long-term relationships are perpetual, meaning they won't ever be completely "resolved." The goal isn't to eliminate conflict — it's to learn how to engage in it constructively and repair it effectively.

In this section, we'll explore why conflict is essential for connection, how to de-escalate arguments before they spiral, and how to repair after a fight in a way that strengthens trust and intimacy.

1. Why Conflict is Necessary for Connection

Conflict is often seen as a sign that a relationship is failing, but the truth is that conflict is a natural part of any close relationship. The key is not to avoid conflict but to engage with it in a way that deepens understanding and emotional closeness.

a. Healthy Conflict vs. Toxic Conflict

Not all conflict is harmful. In fact, research shows that couples who engage in healthy conflict — where both partners feel heard and respected — have higher levels of relationship satisfaction

Healthy Conflict	Toxic Conflict
Focuses on understanding	Focuses on "winning"
Uses calm tones and respectful language	Uses yelling, name-calling, or insults
Stays focused on the issue	Brings up past issues and blame
Seeks compromise and understanding	Seeks to punish or control

Example:
Healthy Conflict: "I feel overwhelmed with the housework. Can we talk about how we can split the chores more evenly?"
Toxic Conflict: "You never help me around the house! I'm sick of doing everything myself!"

Why It Works:

- Healthy conflict strengthens emotional trust and intimacy.
- Toxic conflict creates defensiveness and emotional distance.
-

The goal of healthy conflict is to solve the problem together, not to assign blame.



b. How Conflict Can Build Intimacy

When handled with care, conflict creates an opportunity for emotional growth and deeper understanding.

- It allows partners to express their true feelings and needs.
- Resolving conflict builds emotional trust and resilience.
- Conflict creates opportunities for vulnerability, which deepens connection.

Example:
Partner A: "I feel like you're not prioritizing our time together."

Partner B: "I didn't realize you felt that way. I'm sorry — let's figure out how we can spend more quality time together."

Why It Works:

- *Partner A expressed a need without blaming.*
- *Partner B responded with empathy rather than defensiveness.*
- *The resolution strengthens the emotional bond.*

"Healthy conflict leads to resolution — toxic conflict leads to distance."

Navigating Conflict with Connection in Mind

One of the biggest myths in relationships is that "healthy couples don't fight", however, this is untrue!

Why Conflict is Necessary for Connection
Conflict often gets a bad reputation, but it's actually a natural and healthy part of any relationship. When approached with respect and care, conflict gives couples the opportunity to express hidden needs, clear up misunderstandings, and grow emotionally closer.

It's important to distinguish between healthy conflict and toxic conflict.
In healthy conflict, both partners focus on understanding each other rather than winning. Voices stay calm, language stays respectful, and the focus stays on the issue at hand, not dragging up the past or attacking each other personally.

For example, a healthy conflict might sound like, "I feel overwhelmed with the housework — can we talk about how to split chores more evenly?"

Toxic conflict, on the other hand, focuses on blaming and punishing, with yelling, name-calling, and an attitude of "you always" or "you never." Over time, toxic conflict breaks down emotional trust, whereas healthy conflict strengthens it.

Handled properly, conflict can build intimacy.

When one partner vulnerably shares a need—like feeling neglected — and the other responds with empathy rather than defensiveness, it creates a powerful moment of connection.

Conflict creates the opportunity to see, hear, and support each other at a deeper level. Instead of being a sign of dysfunction, conflict becomes a pathway to a stronger, more resilient relationship.





2. De-escalation Strategies During an Argument

Conflict becomes destructive when it escalates into yelling, defensiveness, or emotional withdrawal.

The key to productive conflict is learning how to calm the nervous system and restore emotional safety before continuing the conversation.



a. Grounding Techniques

When conflict escalates, the body's stress response (fight, flight, or freeze) is triggered.

Grounding techniques help regulate this response and prevent the conversation from spiralling out of control

Effective Grounding Techniques:

- Deep breathing – Take slow, deep breaths to calm your nervous system.
- 5-4-3-2-1 Technique – Identify 5 things you can see, 4 you can touch, 3 you can hear, 2 you can smell, and 1 you can taste.
- Progressive muscle relaxation – Tighten and release each muscle group one by on

Example:

"I feel like this conversation is getting heated. Let's take a few deep breaths together and try to reset."

Why It Works:

- Grounding interrupts the fight-or-flight response.
- It helps both partners regain emotional control.
- A calm body creates a calm mind, making problem-solving easier

"You can't resolve a storm while standing in it — step back, breathe, and then try again."



b. Taking a "Time-Out" Effectively

When emotions are running high, stepping away from the conversation can prevent further damage.

But how you handle the time-out matters.

How to Take a Time-Out:

- State your intention clearly ("I need to cool down so we can talk about this more calmly").
- Agree on a time to resume the conversation.
- Avoid using the time-out to "punish" your partner with emotional withdrawal.

Example:
"I'm feeling really overwhelmed right now. Can we take a 10-minute break and come back to this when we're both calmer?"

Why It Works:

- Taking a time-out reduces the chance of saying something hurtful.
- It allows both partners to process their emotions.
- It signals that the conversation is important enough to revisit.



c. Reconnecting After Conflict

After conflict, partners need to reconnect emotionally to repair any damage and restore trust.

How to Reconnect:

- Express appreciation for your partner's willingness to work through the conflict.
- Offer physical touch (hug, hand-holding) to signal emotional closeness.
- Reinforce the idea that you are on the same team

Example:

- "I'm really glad we talked about this. I feel closer to you now."

If you're ready to take improving your communication seriously, join Speak Love, where we'll guide you step-by-step through these codes, helping you rebuild trust and connection from a psychological, personal, and spiritual perspective. Don't just learn to communicate — take the steps to build an amazing connection.

De-escalation Strategies During an Argument

The real damage in relationships often happens not because of the conflict itself, but because of the way it escalates out of control. Learning to recognize when things are heating up and taking steps to calm the situation is essential for healthy communication.

One powerful tool is practicing grounding techniques.
When an argument starts escalating, your nervous system triggers a fight, flight, or freeze response. To interrupt this, you can use grounding strategies like deep breathing, the 5-4-3-2-1 technique (naming things you can sense around you), or progressive muscle relaxation.

For example, you might say, "I feel like this conversation is getting heated. Let's take a few deep breaths together and reset."

Grounding your body helps ground your mind, and that helps both of you stay in a place where real problem-solving can happen.

Sometimes, it's best to take a time-out — but how you take it matters.
Rather than storming off or emotionally withdrawing, state your intention clearly: "I'm feeling overwhelmed right now. Can we take a 10-minute break and come back when we're both calmer?"

This keeps the focus on preserving the relationship, not punishing your partner. Agree on when you'll return to the conversation so it doesn't leave unfinished business lingering between you.

After the conflict, reconnecting is essential.
Repair the emotional distance by offering a kind word, a hug, or simply acknowledging, "I'm really glad we talked this through. I feel closer to you now." Small gestures of repair rebuild emotional safety and prevent small disagreements from becoming emotional scars.





3. Repairing After a Fight

Conflict is inevitable — but how you repair after a fight determines the strength of your relationship.

Research shows that successful couples engage in repair strategies to restore emotional closeness and trust.

"You can't resolve a storm while standing in it — step back, breathe, and then try again."

a. How to Give and Receive a Genuine Apology

A meaningful apology includes:

- Acknowledging the harm caused.
- Taking responsibility without defensiveness.
- Expressing genuine remorse.
- Asking how to repair the harm.

Example:

"I'm sorry for raising my voice earlier. I take responsibility for that — it wasn't fair to you. How can I make this right?"

Why It Works:

- A genuine apology validates the hurt partner's feelings.
- It restores emotional trust.
- It opens the door for healing.



b. Letting Go of Resentment

- Create a plan for handling conflict differently in the future.
- Set clear expectations for communication and emotional support.
- Reinforce your commitment to growing together.

Example:
"Let's try checking in with each other every night about how we're feeling — that way we can avoid misunderstandings."

Takeaway:
Conflict is not a sign of failure, it's an opportunity for deeper connection when handled with care and emotional accountability.

When both partners feel safe enough to engage in conflict without fear of rejection or retaliation, emotional trust grows, and the relationship becomes stronger.

In the next section, we'll explore how to build daily connection habits that strengthen emotional trust and intimacy over time.



Repairing After a Fight

Conflict is inevitable, but successful couples know that the real magic happens in the repair process. How you come back together after a disagreement matters far more than whether you fought in the first place.

One key part of repair is learning to give and receive a genuine apology.
A true apology involves acknowledging the harm done, taking full responsibility without minimizing, expressing sincere regret, and asking what you can do to repair the hurt.

Instead of saying, "I'm sorry you're upset, (which shifts the blame back onto your partner), a genuine apology sounds like, "I'm sorry for raising my voice. That wasn't fair to you. How can I make this right?"
Another critical part of moving forward is letting go of resentment.
Resentment poisons emotional intimacy over time. Letting go doesn't mean forgetting or pretending the hurt didn't happen — it means choosing to focus on healing, rather than replaying the offense.

It means accepting that the past can't be changed, but the future can be built differently...together. You might say, "I know we've struggled with communication before, but I'm committed to working on this with you."
Finally, moving forward together means creating a proactive plan for how you'll handle conflict better next time.

Set clear expectations around communication, emotional support, and repair.
For example, you could agree to have a 5-minute daily check-in where you talk about anything that's on your mind, big or small.
Little habits like these prevent resentment from building and make your relationship feel like a safe, strong team again.

Summary:
Conflict isn't something to fear — it's something to navigate wisely.
When you see conflict as an opportunity to deepen connection rather than a battle to be won, everything changes. By staying grounded, communicating respectfully, repairing with intention, and committing to growth, you and your partner can turn even your hardest conversations into building blocks for a stronger, more intimate relationship.

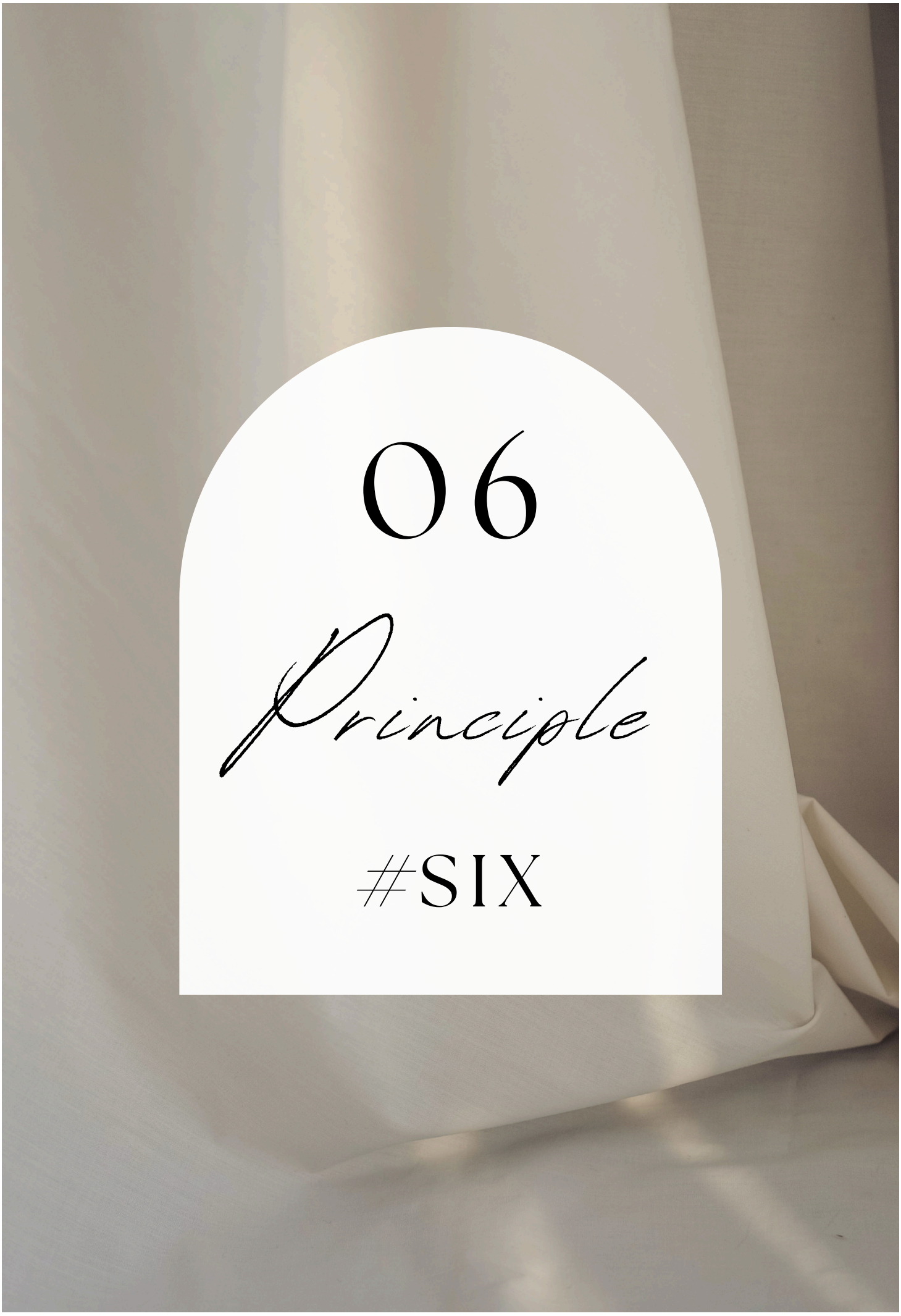
06
Principle
#SIX





BUILDING DAILY CONNECTION HABITS

Emotional connection isn't built through grand gestures, it's created through consistent, daily habits. Small, intentional acts of connection reinforce emotional safety and intimacy over time.

Dr. John Gottman's research on long-term relationships found that successful couples engage in daily connection rituals that create a foundation of trust and emotional closeness. In fact, Gottman's research shows that couples who regularly engage in these small moments of connection are 86% more likely to stay together than those who don't.

In this section, we'll explore how to build daily rituals that foster emotional closeness, how to use non-verbal communication to strengthen connection, and how to create intimacy through shared activities and play

1. Daily Communication Rituals That Build Trust

Consistency is the key to emotional safety and connection. When partners engage in small but meaningful communication rituals every day, it builds a sense of reliability and emotional trust.



a. Morning and Evening Check-Ins

Starting and ending the day with intentional check-ins helps create a sense of emotional security and closeness.

These moments don't need to be long or complicated, the goal is to create space for emotional connection.

Morning Check-In:

- Ask: "How are you feeling about today?"
- Offer emotional support if your partner is feeling anxious or stressed.
- End with a small gesture of affection (e.g., hug, kiss).

Evening Check-In:

- Ask: "How was your day?"
- Share one positive moment and one challenging moment from the day.
- Thank your partner for something they did that day.



Example:

- "How did your day go?"
- "It was pretty stressful — work was overwhelming."
- "I'm sorry to hear that. How can I support you?"

Why It Works:

- It keeps the emotional connection alive despite busy schedules.
- It ensures that emotional needs are acknowledged and validated daily.
- It creates a habit of open communication, which prevents emotional disconnection.

"Love thrives in the small, quiet moments — not just the big ones."



b. Love Languages and Daily Appreciation

Dr. Gary Chapman's Five Love Languages research shows that people feel most emotionally connected when their partner "speaks" their love language. When couples intentionally express love in their partner's preferred style, it builds emotional closeness and trust.

The Five Love Languages:

- Words of affirmation – Compliments, encouragement, and verbal appreciation.
- Acts of service – Helping with practical tasks.
- Receiving gifts – Thoughtful gestures or small surprises.
- Quality time – Focused, uninterrupted time together.
- Physical touch – Hugs, hand-holding, and other affectionate touch

How to Apply It Daily:

- Identify your partner's primary love language.
- Make a daily effort to "speak" their language.
- Rotate love languages occasionally to create variety and excitement.



Example:
If your partner's love language is quality time:
"Let's go for a walk together after dinner — I'd love to spend some time with you."

Why It Works:

- Speaking your partner's love language builds emotional safety and trust.
- Consistently showing love increases relationship satisfaction.
- It creates a sense of being valued and appreciated

"Love isn't always grand — sometimes it's in the smallest acts of care."



c. Gratitude Exercises

Expressing gratitude creates emotional positivity and reinforces emotional connection. Research shows that couples who practice daily gratitude feel more emotionally secure and satisfied in their relationships.

How to Practice Gratitude:

- At the end of each day, express one thing you appreciate about your partner.
- Keep a shared gratitude journal.
- Offer spontaneous appreciation during the day.

Example:
"I really appreciate how supportive you were today when I was stressed about work."

Why It Works:

- Gratitude increases positive emotional association with your partner.
- It creates a sense of being valued and seen.
- Gratitude activates dopamine and oxytocin – the brain's bonding chemicals

"Gratitude transforms what you have into enough."

Daily Communication Rituals That Build Trust

Connection thrives on consistency. Even the busiest couples can stay emotionally close by carving out small, repeatable moments to check in. One of the most powerful habits you can build is a morning and evening check-in.

In the morning, take a moment to ask, "How are you feeling about today?" If your partner is anxious or stressed, offer support or a kind word before you both launch into your day. A quick hug, a kiss, or even just holding their hand for a moment creates emotional grounding.

In the evening, ask, "How was your day?" and share both a high and a low moment. This creates space for mutual emotional processing and lets your partner know they're not carrying their day alone. Even thanking them for something small — like making dinner or listening earlier — reminds them that their effort is seen and appreciated. These brief check-ins help prevent the drift that often leads to disconnection.

Another simple yet powerful practice is speaking your partner's love language daily.According to Dr. Gary Chapman's Five Love Languages, we all feel loved in different ways: words of affirmation, acts of service, receiving gifts, quality time, or physical touch. When you express love in the way your partner is most wired to receive it, you meet one of their core emotional needs.

If your partner values quality time, invite them on a walk after dinner or sit down for 10 distraction-free minutes together. These acts, though small, build emotional safety and trust over time.

And then there's the power of gratitude. Expressing daily appreciation doesn't just make your partner feel valued — it shifts the emotional atmosphere in your relationship. Whether you say, "Thanks for handling that call today" or "I really appreciate you being patient with me earlier," these little moments of gratitude release bonding chemicals like dopamine and oxytocin.

Gratitude helps your partner feel seen. And that feeling? It's the heartbeat of a connected relationship.



2. Non-Verbal Connection Strategies

Words are important, but non-verbal communication is often even more powerful in building emotional intimacy.

Research shows that over 70% of emotional communication is non-verbal, including body language, facial expressions, and physical touch.

a. Eye Contact



Eye contact is a powerful form of emotional connection. It creates a sense of intimacy and signals emotional presence.

How to Use Eye Contact for Connection:

- Make eye contact when talking — especially during emotional conversations.
- During moments of silence, hold eye contact for 5–10 seconds.
- Avoid looking at your phone or being distracted when your partner is talking.

Example:

When your partner is sharing something important, put down your phone, make eye contact, and give them your full attention.

Why It Works:

- Eye contact activates oxytocin — the "bonding hormone."
- It signals that you are emotionally present and engaged.



b. Physical Touch

Physical touch is one of the fastest ways to create emotional safety.

Even small gestures like holding hands or touching your partner's arm can increase feelings of closeness and trust.

Examples of Intimate Touch:

- Holding hands while watching TV.
- Sitting close enough to have physical contact.
- Offering a back rub or hug after a stressful day.

Example:

"You seem stressed — can I give you a quick shoulder rub?"

Why It Works:

- Physical touch lowers cortisol (the stress hormone).
- It increases feelings of security and emotional bonding.

c. The Power of Shared Silence



Emotional connection doesn't always require words.

Sitting together in comfortable silence creates emotional safety and a sense of being seen and understood.

How to Practice Shared Silence:

- Sit together on the couch without distractions.
- Take a quiet walk without feeling the need to talk.
- Hold hands or touch while sitting quietly.

Why It Works:

- Shared silence creates emotional closeness without pressure.
- It reinforces the idea that you don't need to "perform" to be loved.

Non-Verbal Connection Strategies

Words matter, but most emotional communication actually happens through non-verbal cues — body language, tone, facial expressions, and touch. If you want to build closeness without even saying a word, start by being mindful of eye contact.

When your partner is speaking — especially about something important — put down your phone, face them fully, and give them steady eye contact. Even during quiet moments, holding eye contact for a few seconds says, "I'm with you. I see you."

It might seem small, but it signals emotional presence and triggers oxytocin, the bonding hormone.

Physical touch is another non-verbal superpower. You don't need to be overly affectionate if that's not your style, but small gestures like holding hands, touching your partner's arm while they speak, or offering a back rub after a long day all communicate care and closeness.

When your partner is stressed, a gentle touch can sometimes do more than a thousand words.

And finally, there's something incredibly intimate about shared silence.

Sitting together quietly — no phones, no distractions, no pressure to talk — builds safety. It says, "We can be fully ourselves together, even in stillness." Whether it's a quiet walk or just holding hands on the couch, shared silence reinforces connection at a deep, emotional level.





3. Building Intimacy Beyond Words

Emotional closeness is often built not through deep conversations, but through shared experiences and playful connection.

If you're ready to take improving your communication seriously, join Speak Love, where we'll guide you step-by-step through these codes, helping you rebuild trust and connection from a psychological, personal, and spiritual perspective. Don't just learn to communicate — take the steps to build an amazing connection.

a. How Shared Activities Deepen Connection



Research shows that couples who engage in novel or challenging activities together experience higher levels of emotional closeness and relationship satisfaction.

Examples:

- Cooking a new recipe together.
- Trying a new sport or hobby.
- Going on a weekend trip.

Example:

- "Let's try making homemade sushi together tonight — it'll be fun!"

Why It Works:

- Shared activities create bonding memories.
- It increases feelings of "teamwork" and emotional trust.

b. Creating Emotional Intimacy Through Fun and Play

Playfulness increases emotional closeness by lowering stress and creating shared positive experiences.

Examples of Playful Connection:

- Flirty teasing.
- Board games or card games.
- Dancing together at home.

Example:
"Come on — let's have a dance-off in the living room!"

Why It Works:

- Playfulness reduces tension and increases dopamine.
- It reinforces the sense of being "in it together."



c. Planning Connection-Building Activities



- Schedule a weekly date night.
- Create a "bucket list" of things to do together.
- Make space for spontaneity and fun.

Example:
"Let's schedule a Friday night date. We could try that new restaurant you mentioned!"

Takeaway:

Emotional closeness is not created by big, dramatic gestures, it's built through small, daily moments of connection. When partners make a consistent effort to engage in meaningful communication, physical connection, and shared activities, emotional trust deepens and intimacy grows.

In the next section, we'll explore how to stay connected during life's challenges and handle stress without losing emotional intimacy.

Building Intimacy Beyond Words

While conversations build understanding, shared experiences build intimacy. Doing something new or fun together creates emotional bonding and a sense of being a team.

Couples who cook together, try a new class, go on spontaneous adventures, or work on a shared project report higher satisfaction and connection. You don't need a big budget or elaborate plan — it could be as simple as saying, "Let's make homemade pizza together tonight" or "Want to try a dance challenge with me?"

Playfulness is another underused but powerful tool for connection. Laughing together, teasing each other gently, or having silly fun lowers stress and increases closeness. Whether it's a spontaneous living room dance party or a quick game of cards, play breaks down walls and brings couples back to joy.

And don't forget the power of planning meaningful connections.

Have a weekly date night — even if it's at home with a movie and popcorn. Make a "bucket list" of things you want to try together. Set reminders for fun, not just responsibility. Intimacy grows when connection is prioritized on purpose.

Summary:
True emotional intimacy isn't built by chance, it's built by choice. Small, intentional daily habits like check-ins, gratitude, meaningful touch, and shared fun weave a fabric of connection that holds strong through stress and seasons of change. When couples commit to these simple rituals and moments, they build a relationship that feels safe, alive, and deeply satisfying.





Principle

#SEVEN

07





STAYING CONNECTED THROUGH LIFE'S CHALLENGES

Life is unpredictable. Stress from work, family obligations, financial strain, and unexpected life events can place enormous pressure on even the strongest relationships. The challenge is not to avoid stress — that's impossible — but to stay connected as a couple while navigating those difficult moments together.

Research shows that couples who maintain emotional closeness during stressful periods report higher relationship satisfaction and lower conflict over time. In fact, a study published in the Journal of Personality and Social Psychology found that couples who provided emotional support to each other during stressful events were 50% more likely to stay together long-term.

In this section, we'll explore how to communicate effectively during stressful times, how to balance emotional needs with parenting and career demands, and how to navigate financial and life stress without turning on each other.

1. How to Communicate Through Stress and Anxiety

Stress is a natural part of life — but how you communicate with your partner during stressful periods determines whether stress brings you closer or creates emotional distance.



a. Handling External Stressors Without Turning on Each Other

When stress levels rise, it's easy to take it out on your partner, even when they aren't the source of the problem.

This is a defense mechanism known as "emotional displacement", where you project frustration about an external problem onto your partner because they feel "safe."

Common External Stressors:

- Work deadlines and pressure
- Health issues
- Family conflicts
- Overwhelming schedules

How to Avoid Displacing Stress:

- Recognize when you are stressed. – Check in with yourself before speaking.
- State the source of stress directly. – Avoid blaming your partner for external issues.
- Ask for support, not solutions. – Sometimes you just need to feel heard.

"You're not fighting each other — you're fighting the problem together."



Example:
Instead of saying:
"You're not helping me enough around the house!"

Say:
"Work has been really stressful this week. I'm feeling overwhelmed — can you help me figure out how to lighten the load?"

Why It Works:

- Naming the source of stress reduces misdirected conflict.
- Asking for support rather than assigning blame reduces defensiveness.
- Open communication prevents resentment from building.



b. How to Self-Regulate Before Communicating

When you're stressed, your nervous system is often in fight-or-flight mode, making it difficult to engage in calm, constructive conversations.

Self-regulation helps you calm down before discussing a stressful situation.

Self-Regulation Techniques:

- Deep breathing – Inhale for 4 counts, hold for 4 counts, exhale for 6 counts.
- Progressive muscle relaxation – Tighten and release muscle groups to release tension.
- Grounding techniques – Focus on what you can see, hear, feel, and smell to stay present.

Example:

"I'm feeling really overwhelmed right now. I need to take a minute to calm down before we talk about this."

Why It Works:

- Self-regulation prevents reactive communication.
- It keeps conversations solution-focused rather than emotional.
- It prevents escalation into yelling or withdrawal.

How to Communicate Through Stress and Anxiety

When stress hits, communication often suffers first. It's easy to snap, withdraw, or unintentionally take things out on your partner, not because they're the cause, but because they feel like a safe emotional target.

This is called emotional displacement, and it often shows up as frustration aimed at your partner when really, the stress is coming from work, family drama, deadlines, or just being overwhelmed.

So instead of lashing out with something like, "You never help me!", take a moment and name what's really happening:
"Work has been really stressful this week. I'm feeling overwhelmed — can you help me figure out how to lighten the load?"

This approach shifts blame off your partner and invites them into the solution with you, which reduces defensiveness and builds emotional closeness.

It also helps to self-regulate before communicating when emotions are running high. Stress puts your nervous system into a fight-or-flight state, making it hard to stay calm or rational.

Before you jump into a heavy conversation, pause and use a grounding technique — try deep breathing, progressive muscle relaxation, or just taking a short walk.

Even saying, "I'm feeling really overwhelmed — I need a moment to breathe before we talk," shows emotional maturity and reduces reactivity. You're not avoiding the conversation — you're preparing for it with care.





2. Parenting, Careers, and Emotional Intimacy

Balancing emotional connection with the demands of parenting and career pressure is one of the biggest challenges for couples in long-term relationships.

When life gets busy, emotional connection is often the first thing to suffer.

"You don't have to choose between your relationship and your responsibilities — there's room for both."

a. Balancing Emotional Needs with Family Obligations

When you're raising children, managing careers, and handling daily responsibilities, emotional closeness often takes a backseat. However, research shows that emotional connection between parents directly affects how secure children feel at home.

How to Stay Connected While Managing Family Obligations:

- Schedule regular one-on-one time. – Even 15 minutes of uninterrupted conversation each day strengthens emotional trust.
- Share parenting responsibilities. – Divide responsibilities so neither partner feels overwhelmed.
- Express appreciation for your partner's contributions.

Example:

"I really appreciate how much you handled with the kids today. It gave me space to focus on work, and I'm grateful for that."



Why It Works:

- Appreciation increases emotional closeness.
- Sharing responsibilities reduces resentment.
- Small moments of connection reinforce emotional safety.

b. Keeping the Relationship a Priority

It's easy to become "co-parents" or "roommates" rather than romantic partners when life gets busy. Emotional connection requires intentional effort to keep the relationship at the center of your life.

How to Keep the Relationship a Priority:

- Date nights – Set a standing date night, even if it's at home.
- Small daily gestures – A hug, a compliment, or a meaningful touch keeps emotional closeness alive.

Avoid "transactional conversations." – Talking only about logistics (kids, bills, work) erodes emotional connection.

Example:

"Let's make Friday night our date night. We'll put the kids to bed early and watch a movie together."



Why It Works:

- Prioritizing the relationship prevents emotional drift.
- Spending time together outside of daily stress strengthens emotional intimacy.
- Non-stressful connection builds emotional resilience.

Parenting, Careers, and Emotional Intimacy

When you're raising kids, juggling work, and managing a household, it's easy for emotional intimacy to fall to the bottom of the list. But emotional closeness between parents isn't just good for the relationship; it creates a secure emotional environment for your children, too.

One way to stay connected in the chaos is to schedule regular one-on-one time, even if it's just 15 minutes of uninterrupted connection each day. That could look like chatting over coffee in the morning, debriefing the day after bedtime, or sending a midday "thinking of you" text.

These small touchpoints create emotional reliability.
Sharing responsibilities also helps prevent resentment. When one partner feels they're carrying the bulk of parenting or housework alone, emotional walls can form fast. Expressing appreciation, even for small contributions, can go a long way.

For example:
"Thanks for handling bedtime tonight — I really needed the break. I appreciate you."
That kind of simple acknowledgment keeps the emotional bank account full.

It's also essential to keep the relationship a priority, not just the roles of co-parents or teammates. A weekly date night, even at home after the kids are in bed, reinforces the romantic connection. Small gestures like a hug, a playful wink, or checking in emotionally, not just logistically, remind each other that you're still in this together.

Avoid turning every conversation into a to-do list. If all you're talking about is groceries, soccer schedules, and bills, the emotional connection slowly dies. Make space for lightness, laughter, and flirtation — even when life feels heavy.





3. Handling Financial Strain and Other Life Stressors

Financial stress is one of the top predictors of relationship conflict, but it's not the financial strain itself that causes damage.

It's how couples communicate and problem-solve around financial stress that determines the outcome.





a. Communicating Without Blame

Blame is the fastest way to escalate a financial conflict.

When financial strain arises, focus on working together rather than blaming each other.

How to Communicate About Finances Without Blame:

- Use "I" statements rather than "You" statements.
- State the facts without assigning fault.
- Acknowledge shared responsibility.

Example:
Instead of: "You spend too much money!"
Say: "I'm feeling anxious about our finances. Can we sit down and make a plan together?"

Why It Works:

- Reduces defensiveness.
- Keeps the conversation solution-focused.
- Creates emotional safety during stressful conversations.

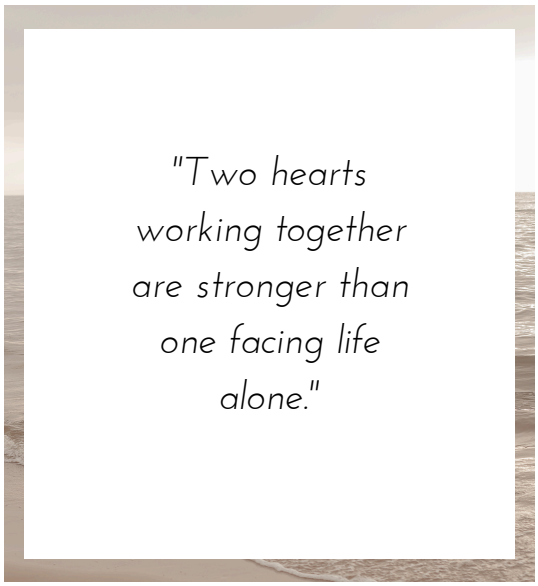



b. Problem-Solving as a Team

When couples face financial strain or life stress, working together creates emotional closeness and trust.

Problem-solving as a team reinforces the idea that you're "in this together."

How to Problem-Solve as a Team:

- Identify the core issue together.
- Brainstorm solutions collaboratively.
- Make a plan with shared accountability.

Example:

- "Let's sit down and look at our budget together. Maybe we can figure out where to cut back and how to get back on track."

Why It Works:

- Shared problem-solving reduces resentment.
- It reinforces emotional teamwork.
- It reduces feelings of isolation and helplessness.

Handling Financial Strain and Other Life Stressors

Money is one of the top sources of relationship conflict, but it's not usually the numbers that cause the tension. It's the way couples talk about money that determines whether it becomes a point of tension or teamwork.

The first step is to communicate about finances without blame. If you feel anxious about your spending or savings, don't attack your partner with "You always" or "You never" statements. Instead, try:
"I'm feeling a little stressed about money. Can we sit down and look at things together?"

That simple shift in language creates emotional safety and shows that you're approaching the issue as a team — not pointing fingers.

Speaking of teamwork, the most resilient couples problem-solve together. Whether it's financial strain, health issues, or major life decisions, sit down, name the challenge, brainstorm solutions, and create a plan with shared ownership.

For example:
"Let's look at our budget this weekend and see where we can cut back — I want us both to feel less pressure."
This kind of cooperative approach reduces resentment, increases trust, and reminds you both that you're not alone in the struggle.

Summary:
Every couple faces challenges — the difference between relationships that thrive and those that break down is not the absence of stress, but how you navigate it together.

By communicating with clarity and kindness, making space for connection even during chaos, and problem-solving as a team, you build a relationship that feels safe, supportive, and strong — no matter what life throws at you.



PROBLEM-SOLVING FRAMEWORK

This framework will guide you and your partner through resolving conflicts or challenges in a healthy, productive way. The goal is not to "win" the argument but to find a solution that strengthens your connection and meets both partners' emotional needs.

Step 1: Identify the Problem

What to Do:

- State the problem clearly and objectively without assigning blame.
- Focus on the issue — not on each other's character.
- Keep the language focused on facts and feelings.

Example:

Instead of: "You never help around the house!"
Say: "I've been feeling overwhelmed with the housework. Can we figure out how to divide it more evenly?"

Questions to Ask:

- What is the actual problem we're facing?
- How is it affecting me/us?
- Is this a surface issue or a deeper emotional need?

Step 2: Understand Each Other's Perspective

What to Do:

- Take turns speaking without interruption.
- Use active listening — mirror back what your partner is saying to confirm understanding.
- Acknowledge your partner's feelings even if you disagree with the facts.

Example:

"It sounds like you're feeling overwhelmed because you've had to handle most of the housework alone — is that right?"

Questions to Ask:

- How are you feeling about this situation?
- What's important to you in this scenario?
- How have my actions (or inactions) made you feel?

Step 3: Brainstorm Solutions Together

What to Do:

- Work as a team — not as opponents.
- Generate multiple solutions without judgment.
- Focus on "we" instead of "you vs. me."
- Be open to compromise.

Example:

"What if we set a schedule where we each take turns doing the housework?"

Questions to Ask:

- What are some possible ways to solve this problem?
- What compromise would work for both of us?
- What solution would help both of us feel supported?

Step 4: Agree on a Plan

What to Do:

- Choose a solution that both of you feel comfortable with.
- Be specific about how it will work (who, what, when, how).
- Make sure both partners feel equally heard and valued in the decision.

Example:

"So we'll split the housework by alternating every other day — does that work for you?"

Questions to Ask:

- Are we both comfortable with this plan?
- Are there any adjustments that would make this feel more balanced?
- Do we both feel like this solution meets our emotional and practical needs?

Step 5: Follow Up and Adjust

What to Do:

- Check in regularly to see how the solution is working.
- Be willing to adjust if something isn't working.
- Offer positive feedback when the plan is working well.
- Don't hold onto resentment if adjustments are needed — communicate openly.

Example:

"It's been working well for the most part, but I think we need to adjust the schedule to make room for our busy weekends. How do you feel about that?"

Questions to Ask:

- How is this solution working for us?
- Is there anything we need to adjust?
- Are we both still feeling supported and valued?



Key Takeaway:

Conflict resolution isn't about "winning" or being "right", it's about working together as a team to strengthen emotional trust, establish a united goal, create a healthy connection, and meet each other's needs.

When both partners feel heard, valued, and supported, conflict becomes an opportunity for deeper connection rather than a source of division.



08



Principle

#EIGHT





REIGNITING EMOTIONAL INTIMACY

Long-term relationships naturally go through phases where emotional and physical intimacy fades. Busy schedules, life stressors, and emotional distance can cause couples to feel more like roommates than romantic partners.

But here's the good news: Emotional and physical intimacy can be reignited, even after years of feeling disconnected. Research shows that couples who engage in regular, small gestures of connection and playful intimacy report higher levels of relationship satisfaction and greater emotional closeness over time.

In this section, we'll explore how to reconnect through small daily gestures, why playfulness and spontaneity matter, and how emotional safety strengthens physical intimacy.

1. Reconnecting Through Small Gestures

Emotional connection isn't created through grand gestures, it's built through consistent, small acts of love and attention.

When you make your partner feel valued through daily actions, it builds emotional safety and increases overall relationship satisfaction.



a. Surprise Notes, Small Gifts, and Affirmations

Unexpected acts of thoughtfulness are one of the most powerful ways to reignite emotional closeness.

These gestures signal that you are thinking about your partner and that they matter to you.

Examples of Small Gestures:

- Leaving a handwritten note in their bag or wallet.
- Sending a mid-day text that says, "Thinking of you – I love you."
- Bringing home their favorite snack without being asked.
- Complimenting them on something specific ("You looked so beautiful today.").

Example:

You leave a note in your partner's lunchbox that says:
"Hey, I know you've been having a hard week – just want you to know how much I appreciate you. Can't wait to see you tonight. ❤️"

Why It Works:

- Small, consistent gestures build a sense of emotional security.
- It creates positive emotional associations with your relationship.
- Unexpected acts of kindness trigger oxytocin (the "bonding hormone").



b. How Consistent Effort Builds Trust

Consistency is key when rebuilding emotional connection. One big romantic gesture will not compensate for weeks of emotional neglect.

Small, consistent acts of care and attention signal emotional reliability and deepen trust over time.

How to Build Consistency:

- Make a habit of daily check-ins and affirmations.
- Reinforce emotional connection through physical touch and eye contact.
- Prioritize emotional closeness even when life feels busy.

Example:

Instead of buying an expensive gift for Valentine's Day and ignoring your partner the rest of the month, focus on daily connection — a hug when you walk in the door, a text to check in, and an intentional "How was your day?" conversation.

Why It Works:

- Emotional trust is built through repetition and reliability.
- Small daily efforts show your partner that you are emotionally present.
- Predictability and consistency increase feelings of safety and closeness.

Reigniting Emotional Intimacy

It's completely normal for long-term relationships to go through seasons where emotional and physical intimacy fades. Between work demands, parenting duties, stress, and the general pace of life, many couples find themselves feeling more like roommates than romantic partners. But here's the good news: emotional and physical intimacy can absolutely be reignited — even after months or years of feeling distant.

Research tells us that couples who consistently engage in small gestures of connection, playfulness, and emotional safety report higher satisfaction and stronger emotional bonds. In this session, we'll explore how to reconnect through meaningful daily actions, how play and spontaneity rebuild joy, and how emotional safety strengthens both emotional and physical intimacy.

Reconnecting Through Small Gestures:
Let's start with one of the most overlooked, yet most effective, ways to rebuild connection: small, consistent gestures of love and attention. Emotional closeness isn't something you build in one grand moment; it's something you build day by day, through intentional effort.

These can be as simple as slipping a kind note into your partner's bag, sending a loving midday text, bringing home their favorite treat without being asked, or offering a specific compliment like, "You looked so good this morning." These gestures may seem small, but they send a powerful message: "I see you. You matter to me."

One of the biggest secrets to rebuilding trust and intimacy is consistency. A grand romantic gesture once a year doesn't mean much if it's surrounded by emotional neglect. Instead, a hug at the door, a daily check-in, or an intentional "How are you really doing?" can create emotional reliability and safety.

Over time, these efforts build emotional trust — not because they're flashy, but because they're dependable.



SMALL GESTURES THAT BUILD TRUST

Trust isn't built through grand gestures, it's created in the small, consistent moments of care and attention.

Here are some simple but powerful ways to build emotional trust with your partner every day.

- Leave a handwritten note in your partner's bag or wallet.
- Send a mid-day text saying, 'Thinking of you
- hope your day is going well.'
- Bring home their favorite snack without being asked.
- Offer a compliment about something specific ('You looked really beautiful today').
- Give a hug or kiss when your partner walks through the door.
- Prepare their favorite meal as a surprise.
- Hold hands while walking or watching TV. - Say 'thank you' for small, everyday things.
- Ask about their day and genuinely listen to the response.
- Make them a cup of coffee or tea without being asked.
- Initiate a playful activity, like a spontaneous dance in the kitchen.
- Express gratitude for the little things they do ('I really appreciate you handling that today').
- Offer a back rub or foot massage after a long day.
- Smile at your partner when they enter the room.
- Make time for uninterrupted one-on-one conversation, even for just 10 minutes.



2. Cultivating Playfulness and Spontaneity

Playfulness and humor are often overlooked in long-term relationships, but they are essential for maintaining emotional closeness.

Research shows that couples who engage in playful behavior together report greater levels of emotional connection and higher relationship satisfaction.

"Laughter isn't just fun — it's healing."

a. Why Humor Matters in Long-Term Relationships

Laughter creates emotional bonding and reduces stress. When couples share humor, it creates a sense of "emotional lightness" that makes difficult conversations easier to navigate.

Benefits of Humor in Relationships:

- Laughter reduces cortisol (the stress hormone).
- Shared humor increases dopamine (the pleasure hormone).
- Humor reduces defensiveness and emotional tension during conflict.

Example:
Instead of escalating a stressful conversation about finances, you say: "At this rate, we might as well just win the lottery!"

Why It Works:

- Humor reduces tension and defensiveness.
- It increases emotional flexibility and trust.
- It reinforces the idea that you are facing life's challenges together.



b. Creating "Adventure" Without Leaving Home

Novelty increases dopamine and creates feelings of excitement, even in long-term relationships.

You don't need to book an exotic vacation to create "adventure" in your relationship, you can create novelty and excitement at home.

Ideas for Creating Novelty:

- Try cooking a new recipe together.
- Have a "theme night" – Italian dinner and Italian music.
- Do a blindfolded taste test with snacks and drinks.
- Rearrange the furniture together to create a new vibe.

Example:
"Let's make homemade pizza and pretend we're in Italy tonight!"

Why It Works:

- Novelty activates the brain's reward system.
- Shared adventures increase emotional bonding.
- It creates new positive memories as a couple.



Cultivating Playfulness and Spontaneity

In the early days of a relationship, everything feels new and exciting. But over time, routine replaces novelty, and if we're not careful, the spark can fade.

That's where playfulness and spontaneity come in.

Laughter is one of the most underrated tools in a relationship. It lowers stress, increases dopamine (the feel-good hormone), and helps partners navigate difficult moments with a sense of lightness.

Even a well-timed joke during a tense moment can help de-escalate conflict and bring you back to connection. For example, if you're talking about finances and tensions rise, humor like, "Well, there's always the lottery!" can reset the tone and remind you both that you're in it together.

You can also create a sense of adventure right at home. Try cooking something new together, planning a themed dinner night, or even rearranging the living room just for fun.

It's not about doing something extravagant, it's about doing something together, something unexpected, something that makes you feel alive again.

These moments create positive shared memories, which fuel emotional bonding.





3. Physical Intimacy and Emotional Connection

Physical touch and sexual connection are often the first casualties of emotional distance.

But emotional and physical intimacy are deeply intertwined, rebuilding emotional closeness creates the foundation for a satisfying physical connection.

If you're ready to take improving your communication seriously, join Speak Love, where we'll guide you step-by-step through these codes, helping you rebuild trust and connection from a psychological, personal, and spiritual perspective. Don't just learn to communicate — take the steps to build an amazing connection.

a. How Emotional Safety Improves Sexual Connection



Feeling emotionally safe is essential for physical intimacy.

When emotional connection is weak, physical touch can feel forced or performative. Emotional safety allows for authentic physical closeness.

How to Build Emotional Safety Before Physical Intimacy:

- Start with emotional connection, engage in meaningful conversation.
- Offer non-sexual touch (hugging, hand-holding) to establish comfort.
- Focus on emotional closeness rather than performance.

Example:
Instead of initiating sex right away, start with cuddling, eye contact, and affectionate conversation.

Why It Works:

- Emotional safety reduces performance anxiety.
- Emotional closeness increases sexual desire.
- Feeling emotionally seen creates a more authentic physical connection.

b. Non-Sexual Touch to Build Intimacy



Physical intimacy isn't just about sex, non-sexual touch creates emotional closeness and increases feelings of security.

Ideas for Non-Sexual Touch:

- Holding hands while walking.
- Sitting close together while watching TV.
- Playing with your partner's hair or rubbing their back.

Example:
"I know you've had a long day — can I give you a back rub?"

Why It Works:

- Non-sexual touch releases oxytocin (the "bonding hormone").
- It creates a sense of physical comfort and emotional safety.
- It reinforces physical connection without pressure.

"Physical closeness follows emotional safety."



c. How Emotional Safety Improves Physical Desire

Research shows that emotional closeness is one of the strongest predictors of sexual satisfaction in long-term relationships.

When partners feel emotionally close, they are more likely to feel sexually attracted to each other.

How to Build Emotional Safety and Physical Intimacy:

- Start with emotional closeness. Build trust and emotional connection first.
- Avoid pressure, let intimacy develop naturally.
- Create a comfortable, relaxed environment for physical connection

Example:
"Let's put on some music and just cuddle tonight — no pressure."

Why It Works:

- Emotional closeness lowers performance anxiety.
- Feeling emotionally seen increases physical responsiveness.
- Trust deepens physical connection.

Physical Intimacy and Emotional Connection

When emotional distance sets in, physical intimacy is usually one of the first things to fade. But here's what most people miss: sexual connection and emotional connection are deeply intertwined. You can't manufacture desire, but you can rebuild emotional safety, which lays the foundation for physical closeness to return.

Start by creating emotional safety before physical intimacy. That means engaging in meaningful conversations, showing affection without pressure, and making your partner feel emotionally seen and valued. Something as simple as sitting close on the couch, holding hands, or making eye contact while you talk can reestablish that emotional bond.

Also, remember the power of non-sexual touch. Touch doesn't always have to lead to something more. Holding hands while walking, brushing their hair back, or offering a shoulder rub communicates love and care without expectation. These small physical connections say, "You're safe with me. I enjoy being close to you."

And yes, emotional closeness increases physical desire. When a partner feels emotionally secure, supported, and seen, their body and mind are more open to physical connection. It's not about pressure — it's about trust. Sometimes, even just cuddling to soft music, with no agenda, is the very thing that reignites that spark naturally.

Summary:
Intimacy doesn't disappear overnight... and it doesn't return overnight either. But through small gestures, playful connection, consistent effort, and emotional safety, you can reignite both the emotional and physical closeness in your relationship.

Whether it's a kind note, a spontaneous game night, or simply holding your partner's hand, these actions rebuild the warmth, trust, and passion that make your relationship not just survive — but thrive.





Key Takeaway:

Emotional and physical intimacy are not "lost causes"; they can be rebuilt through small, consistent gestures of affection and emotional closeness.

By prioritizing emotional connection, engaging in playful activities, and maintaining consistent physical touch, couples can reignite intimacy and strengthen long-term connection.



09



Principle

#NINE





COMMUNICATION BLUEPRINT FOR THE FUTURE

Emotional connection and trust are not static, they require ongoing effort and intentional communication. Long-term relationship success isn't about avoiding conflict or maintaining perfection, it's about building a communication framework that allows you to reconnect and course-correct when things get difficult.

Research shows that couples who engage in ongoing communication rituals and regularly address emotional needs have higher levels of relationship satisfaction and greater emotional resilience. In fact, a study published in the Journal of Marriage and Family found that couples who schedule regular relationship check-ins are 35% more likely to report long-term relationship satisfaction.

In this section, we'll explore how to create a shared communication plan, how to recover from setbacks without losing emotional closeness, and how to build long-term emotional resilience that sustains your relationship for years to come

1. Creating a Shared Communication Plan

Successful couples don't leave emotional connection to chance, they create a framework for open communication that allows them to stay connected even when life gets busy or stressful.

a. Setting Communication Goals

Just like personal or professional goals, setting clear communication goals ensures that both partners remain intentional about emotional connection.

These goals help you measure progress and stay aligned in your emotional needs.

Examples of Communication Goals:

- Have one uninterrupted, intentional conversation per day.
- Schedule a weekly "relationship check-in."
- Resolve conflicts within 24 hours of them arising.
- Spend 15 minutes of undistracted quality time together each day.

How to Set Communication Goals:

1. Identify the current communication gaps. – Where are you struggling?
2. Define a clear outcome. – What does better communication look like?
3. Make it measurable. – How will you know when you've achieved it?
4. Set a timeline. – When will you check in to measure progress?

Example:

"We've been drifting apart lately — let's try having a 10-minute check-in every night before bed to share how we're feeling."

Why It Works:

- Setting goals creates accountability.
- It gives both partners a shared sense of purpose.
- Measurable goals allow you to track progress and adjust if needed.

b. How to Course-Correct When Issues Arise

Even the best communication plans will hit roadblocks — the key is knowing how to pivot without losing momentum.

Signs That a Course-Correction is Needed:

- Conversations feel repetitive and unresolved.
- One or both partners are becoming emotionally distant.
- Conflict is increasing despite consistent communication.

How to Course-Correct:

- Acknowledge the problem openly. – Don't ignore it.
- Adjust your approach. – Try a new communication strategy.
- Revisit your goals together. – Are they still realistic and aligned?

Example:
"I feel like we've been having the same argument over and over. Can we try a different way of talking about it?"

Why It Works:

- Acknowledging the issue reduces resentment.
- Adjusting strategies prevents emotional stagnation.
- Reworking goals together increases emotional alignment.

"A strong relationship is built by intention, not accident."

c. Scheduling Regular "Relationship Check-Ins"

Consistent communication prevents small issues from turning into long-term problems. A scheduled relationship check-in creates a safe space to express feelings and adjust emotional needs.

How to Run a Successful Relationship Check-In:

- Set a consistent time – Weekly, bi-weekly, or monthly.
- Create a distraction-free environment – Turn off phones and TVs.
- Use a structured format:
    - What's working well in our relationship?
    - What's been challenging?
    - How can we support each other better?

Example:

"Let's have a check-in on Sunday nights — we can talk about how we're doing emotionally and how we can support each other better."

Why It Works:

- Regular check-ins prevent emotional drift.
- It reinforces emotional safety and consistency.
- It gives both partners a structured opportunity to express needs.

If you're ready to take improving your communication seriously, join Speak Love, where we'll guide you step-by-step through these codes, helping you rebuild trust and connection from a psychological, personal, and spiritual perspective. Don't just learn to communicate — take the steps to build an amazing connection.

Creating a Shared Communication Plan

One of the most powerful tools you can give your relationship is a clear communication plan. When life gets busy, stressful, or overwhelming, emotional connection often fades, not because love is gone, but because intentionality is missing.

Start by setting communication goals. Just like goals for your career, fitness, or finances, your relationship needs a roadmap. These might include having one meaningful conversation each day, scheduling a weekly emotional check-in, resolving conflict within 24 hours, or carving out 15 minutes of phone-free connection each night. These aren't just tasks, they're small habits that, done consistently, reinforce emotional reliability.

Let's say you've noticed yourselves drifting:
"We've been missing each other lately. How about we try a 10-minute nightly check-in just to talk and share how we're really doing?"
This isn't about control, it's about shared purpose and accountability.

Even the best plans will hit bumps. You might find yourselves having the same unresolved fight or feeling emotionally flat. That's your cue to course-correct.

A healthy couple isn't one that never struggles, it's one that knows how to recognize when something's off and respond with humility and intention. Pause and say, "I feel like we're falling into that old pattern again. Can we talk about how we're both doing and maybe adjust our approach?"

Lastly, make relationship check-ins a regular part of your rhythm. Weekly or bi-weekly, sit down — no phones, no distractions — and talk about what's working, what's not, and how you can support each other better. These structured check-ins prevent resentment, create emotional predictability, and help you stay aligned as life evolves.





TAKE NOTE:

Strong relationships don't happen by accident. They're built "intentionally" with habits, frameworks, and check-ins that keep emotional connection alive. It's not about achieving perfection or avoiding conflict altogether; it's about creating a system of communication that allows you to reconnect, repair, and realign.



2. Handling Setbacks Without Losing Progress

Emotional closeness isn't linear, every relationship will experience setbacks and emotional distance at some point.

The key to long-term success is learning how to recover from setbacks without losing trust or connection.



a. Recognizing Emotional Relapse Patterns

An emotional relapse happens when old communication patterns (e.g., defensiveness, stonewalling, criticism) resurface, often during periods of stress.

Signs of Emotional Relapse:

- Conversations feel tense and repetitive.
- One or both partners start withdrawing emotionally.
- Conflict increases in frequency and intensity.

How to Manage Emotional Relapse:

1. Notice the pattern early.
2. Name it out loud. – "I feel like we're falling back into that pattern."
3. Revisit the communication plan. – Are you sticking to your goals?
4. Return to emotional safety first – Rebuild connection through vulnerability.

Example:

"I feel like we've been snapping at each other more lately. Can we reset and talk about how we're both feeling?"

Why It Works:

- Naming the pattern reduces defensiveness.
- Revisiting the communication plan realigns emotional connection.
- Focusing on emotional safety restores trust.



b. How to Reconnect After Distance

When emotional distance sets in, reconnection must be intentional and gradual.

Trying to force closeness too quickly can backfire, instead, focus on rebuilding emotional trust step-by-step.

How to Reconnect:

- Start with small gestures. – A touch, a note, or a conversation.
- Focus on shared positive experiences. – Engage in a fun activity together.
- Create emotional safety before physical closeness.

Example:

"I know we've been feeling disconnected lately. How about we go for a walk together tonight and just catch up?"

Why It Works:

- Small steps feel less overwhelming.
- Shared experiences rebuild emotional trust.
- Emotional safety creates space for deeper connection.

"Progress isn't about perfection — it's about consistency."

Handling Setbacks Without Losing Progress

Emotional closeness isn't linear, every couple experiences dips, distance, or setbacks. What matters most isn't avoiding these moments, but how you recover from them.

Sometimes, under stress, we slip back into old habits, snapping, withdrawing, or becoming defensive. That's called an emotional relapse, and it's normal. The key is to spot the pattern early, name it out loud, and return to your communication foundation.

For example, "I feel like we're both snapping more lately. Can we take a step back and figure out what we really need right now?"

This approach removes blame and creates space for repair.

When there's been distance, reconnection must be intentional, not forced.

Start small. Leave a note. Suggest a walk. Watch a show together and cuddle. Don't expect deep intimacy overnight, rebuild it one moment at a time, gently creating space for emotional safety and shared joy again.

A partner might say, "I know things have felt off. Want to take a walk after dinner and just catch up?" That one step can open the door to emotional repair — especially when paired with empathy, patience, and consistency.





3. Building Long-Term Resilience and Connection

Long-term emotional closeness isn't about avoiding problems, it's about maintaining curiosity and emotional engagement over time.

Successful couples actively nurture their connection through consistent communication and shared experiences.





a. Keeping Curiosity Alive in Your Relationship

Over time, couples stop asking questions and making an effort to "know" their partner because they assume they already know everything.

Maintaining emotional curiosity prevents emotional drift.

Ways to Keep Curiosity Alive:

- Ask open-ended questions.
- Try new activities together.
- Engage in regular deep conversations.

Example:

"What's something you've been thinking about lately that you haven't shared with me?"

Why It Works:

- Curiosity keeps emotional connection fresh.
- It prevents emotional stagnation.
- It reinforces the idea that your partner is always growing and changing.





B. Why Constant Communication is the Key to Longevity

Couples who engage in consistent, honest communication are more likely to maintain emotional and physical intimacy over time.

Emotional distance happens when communication breaks down, so maintaining open dialogue is key to long-term success.

How to Maintain Communication Over Time:

- Keep regular check-ins on the calendar.
- Adapt communication goals as life changes.
- Express appreciation and gratitude consistently.

Example:
"We've grown so much together over the years. I'm really grateful for the way we've learned to communicate better."

Why It Works:

- Consistent communication reinforces emotional trust.
- It creates a sense of emotional predictability and safety.
- It increases relationship resilience during life's challenges.

Building Long-Term Resilience and Connection

Strong relationships last not because they're free from hardship, but because the partners inside them remain emotionally engaged, curious, and committed to learning each other over and over again.

One of the most underrated habits for long-term intimacy is emotional curiosity. Over time, many couples stop asking questions, they assume they already know who their partner is. But we all grow. We evolve. And relationships stay alive when curiosity does too.

Ask, "What's something new you've been thinking about or dreaming of lately?" or "What's been bringing you peace these days?" These questions create space for emotional depth and remind your partner, "I still want to know you."

And finally, the glue that holds it all together is constant communication. Not perfect communication, but honest, consistent, humble dialogue. Keep your check-ins going. Adjust your goals as life changes. Share appreciation often. Celebrate growth.

You might say,
"I'm proud of how far we've come. The way we talk now feels so much more connected, and I love that we're growing together."
That kind of intentional recognition builds resilience, trust, and the deep kind of intimacy that lasts.







Key Takeaway:

Emotional closeness is not a destination, it's a process of ongoing effort, curiosity, and connection.

When couples commit to consistent communication, vulnerability, and emotional safety, they create a foundation for long-term emotional intimacy and relationship resilience.



KEEP PURSUING WHAT MATTERS MOST

The real work of a thriving relationship doesn't happen in one breakthrough conversation or one big change. It happens in the small, consistent choices you make each day to turn toward your partner instead of away. It's in choosing connection over convenience. It's in pausing to listen even when you're tired. It's in reaching for their hand, offering a kind word, and making space for one another — again and again.

Relationships don't stay strong by accident. They require attention. They require intention. And above all, they require the ongoing commitment to grow, because we all change. Who you are today is not who you were five years ago, and the same goes for your partner. That's why this isn't a one-time reset. It's a way of life. A mindset. A choice to pursue each other even when it feels easier to drift apart.

Some days will feel effortless, and others may feel like you're starting from scratch. That's okay. Progress isn't linear. The key is not to give up. Not to wait for things to "go back to how they used to be," but instead to build something stronger with where you are now.

So commit, not just to your partner, but to the process. Keep showing up. Keep doing the little things. Keep asking the hard questions and offering grace in return. Keep learning, keep laughing, keep forgiving, and above all, keep choosing each other.

Because the love you're building now?
It's worth everything.
— Dolly

APPENDIX: REFERENCES AND RESEARCH SOURCES

Below is a list of references and research sources used throughout this guide to support the strategies, insights, and data presented. These studies and sources provide evidence-based validation of the approaches recommended for improving communication, rebuilding trust, and deepening emotional connection in relationships.

1. Understanding the Root of Emotional Disconnection

- Gottman, J. M., & Silver, N. (2015). The Seven Principles for Making Marriage Work. Harmony Books.
- Research shows that 69% of conflicts in long-term relationships are perpetual – meaning they will not be fully resolved but can still be managed. (Gottman, J. M., 2015)
- A study published in the Journal of Marriage and Family found that couples who engage in regular, emotionally focused communication are 35% more likely to report relationship satisfaction.

2. Identifying Communication Blocks

- Gottman, J. M. (1999). The Four Horsemen of the Apocalypse: Predictors of Divorce.
- Criticism, defensiveness, stonewalling, and contempt are identified as the top predictors of relationship breakdown. Gottman's research found that couples who regularly experience these patterns have a 90% higher likelihood of divorce.
- A study by Rogge, R. D., et al. (2013) in the Journal of Family Psychology found that direct communicators are 25% more likely to resolve conflicts effectively than indirect communicators.

3. Building Emotional Safety

- Johnson, S. (2013). Hold Me Tight: Seven Conversations for a Lifetime of Love.
- Research shows that couples who engage in active listening and emotional validation report higher levels of trust and emotional connection (Johnson, 2013).
- A study in the Journal of Social and Personal Relationships found that non-verbal communication (eye contact, body language, touch) accounted for over 70% of emotional understanding.

4. Learning to Listen and Be Heard

- Floyd, K. (2014). The Importance of Listening in Relationships.
- Paraphrasing and mirroring were found to increase emotional understanding and reduce conflict by up to 40% (Floyd, 2014).
- Studies in the Journal of Communication showed that couples who consistently use "I" statements rather than "You" statements are 35% less likely to escalate conflicts.

5. Navigating Conflict with Connection in Mind

- Gottman, J. M., & Gottman, J. S. (2019). The Art and Science of Love.
- Research indicates that couples who engage in repair attempts after conflict are 80% more likely to maintain emotional closeness.
- The use of time-outs and grounding techniques was found to reduce emotional flooding and improve conflict resolution by 50% (Gottman, 2019).

6. Building Daily Connection Habits

- Chapman, G. (1992). The Five Love Languages.
- Studies have shown that when couples identify and actively express love in their partner's preferred love language, relationship satisfaction increases by up to 40%.
- Gratitude exercises have been linked to increased relationship satisfaction and greater emotional security (Chapman, 1992).

7. Staying Connected Through Life's Challenges

- Bodenmann, G. (2005). The Role of Stress in Relationships.
- Research from the Journal of Family Psychology shows that couples who manage stress together report higher levels of relationship resilience and emotional trust.
- Studies show that financial strain is one of the top predictors of marital conflict, but couples who work together on problem-solving strategies have a 60% higher chance of overcoming financial difficulties.

8. Reigniting Emotional Intimacy

- Perel, E. (2017). Mating in Captivity: Unlocking Erotic Intelligence.
- Research shows that couples who engage in playful behaviors and shared novelty report a 30% increase in emotional and physical intimacy.
- Non-sexual touch (e.g., hugging, hand-holding) has been shown to increase oxytocin levels, reinforcing emotional trust and security.

9. Communication Blueprint for the Future

- Gottman, J. M. (2015). Principles for Building a Lasting Love.
- Studies show that couples who create a shared communication plan and schedule regular relationship check-ins report higher levels of emotional trust and lower levels of conflict.
- Research indicates that consistent emotional engagement and curiosity lead to greater long-term relationship satisfaction.

Online Resources and Articles

1. The Gottman Institute – www.gottman.com
2. Hold Me Tight – Sue Johnson – www.drsuejohnson.com
3. The Five Love Languages – Gary Chapman – www.5lovelanguages.com
4. American Psychological Association (APA) – www.apa.org
5. Journal of Marriage and Family – www.ncfr.org/jmf
6. Journal of Family Psychology – www.apa.org/pubs/journals/fam

How to Use This Appendix:

This appendix is designed to give you access to deeper research and validated techniques. If you'd like to explore any of the concepts in more detail, these sources will provide additional guidance and clarity.

NOW WHAT?

You've just completed Relationship Reset... and that's no small thing. You've shown up. You've reflected. You've leaned into the hard stuff. And most importantly, you've taken steps toward better communication, deeper connection, and lasting trust in your relationship. That's something to celebrate.

But this is just the beginning.

If you're ready to take action, check our SPEAK LOVE.

If Relationship Reset has opened your eyes, Speak Love will open your heart. This is our 30-day foundational course for people who are ready to take action, shift old patterns, and create true impact in their relationship — not just talk about it.

Inside Speak Love, you'll walk step-by-step through:

- Daily guided actions to apply what you've learned in real life
- Tools to rebuild emotional safety and intimacy with your partner
- Faith-filled encouragement grounded in personal, psychological, and spiritual truth
- And most of all — the support to keep going, even when it gets hard

---

www.marriagesupportgroup.com/speaklove

★★★★★

I felt like I was constantly afraid to say the wrong thing and make things worse. Relationship Reset gave me the clarity and direction I desperately needed. The strategies were simple but powerful, and the examples made it easy to put them into practice.

~ Joe Norris



TESTIMONIALS

Join Speak Love

★★★★★

I felt like every conversation turned into an argument, and I was starting to lose hope that things would ever change. Relationship Reset showed me exactly why we were getting stuck and how to respond differently so I signed up for Speak Love. The tools were practical and easy to follow, and for the first time in a long time, I feel like we're actually hearing each other again.

~ Jared Plett

About Author

Dolly is an 8-year certified marriage coach who after almost losing everything, decided to fight for her broken marriage of 15 years.

Frustrated with the lack of quality guidance, Dolly quit her career to pursue a Master Coaching Certification in relationship studies, completed several behavioural science certifications, and dedicated an entire year to volunteering in this field.

Her focus areas include Scriptural Truths to Renewing Your Marriage, Understanding Personalities & Temperaments, Mastering the Art of Communication, and Starting Over: How to Forgive, build trust, and fall back in love after infidelity.

She loves connecting with others and encourages you to reach out with any questions or concerns.



Dolly DR Woo

Certified Marriage & Relationship Coach

- Certified Marriage Coach
- Certified in Rational Emotive Behaviour Therapy &
- Cognitive Behaviour Therapy
- Certified Nero-Linguistic Programming Practitioner
- Professional Counsellor Certification
- Trained Temperament Analyst
- Training in EMDR Therapy
- 1 Year Seminary

info@relationshipreset.ca

marriagesupportgroup.com

dollywoo.com