

# The French Speak Guide To French Sentence Building

*How to assemble Beginner French sentences with ease!*

## Welcome to French Speak's Guide To French Sentence Building!

This Guide is dedicated to helping you build simple French sentences, and build your confidence in speaking and writing.

A common remark from beginner learners is they have learned some new words and understand simple verb rules but find it difficult to put this knowledge into context.

In other words, they struggle turning *words* into *sentences*. Fear not!

With clear explanations of grammatical jargon, this Guide will arm you with the simple rules needed to create well-structured sentences.

For native English speakers the word order in French can appear counterintuitive, so I have provided abundant examples in both French and English to illustrate each point.

Together we will cover these 5 parts:

**Part 1 = Declarative Sentences (Affirmative Statements)**

**Part 2 = Negative Declarative Sentences (Negative Statements)**

**Part 3 = Imperative Sentences (Commands)**

**Part 4 = Interrogative Sentences (Closed Questions)**

**Part 5 = Interrogative Sentences (Open Questions)**

## A quick clarification before we start

The term 'une phrase' in French means 'a sentence'. For example: "This paragraph has 15 sentences" translates to : Ce paragraphe a quinze phrases.

In this guide we will focus on sentences, commands and question structures.

Phrases such as '*Parlez-vous français?*' (Do you speak French?), '*A-t-il des enfants?*' (Does he have children?) or '*Ne dites pas ça!*' (Don't say that!) don't match the order of words in English which can cause headaches for French learners at the beginning of their journey.



# = PART 1 =

## DECLARATIVE AFFIRMATIVE SENTENCES (STATEMENTS)

### 1A - COMPARING THE SUBJECT-VERB STRUCTURES WITH ENGLISH

A declarative sentence can be an affirmative statement or a negative statement about a subject. In Part 2, we'll focus on the negative forms.

Here are simple examples of declarative affirmative sentences:

- *Je suis à Paris.* >> I am in Paris.
- *J' étais à Paris.* >> I was in Paris.
- *Je vais être à Paris.* >> I am going to be in Paris.



Here, we had one subject and one verb in each sentence, much like the word order in English.

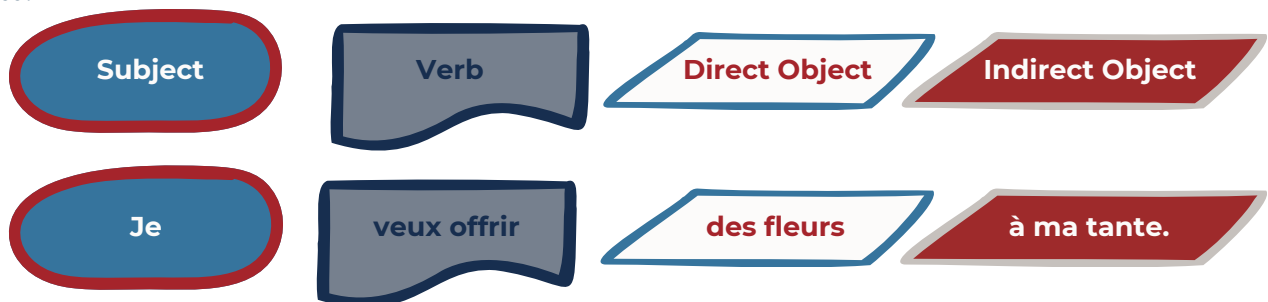
- **Subject** - word(s) that tell you what or whom the sentence is about (here 'Je')
- **Verb** – aka 'the doing word(s)' that tell you what the subject does or is or what happens to them.

The verbs above are conjugated in different tenses here: *Suis (Présent)* , *Étais (Imparfait)* , *Vais être (Futur proche)*.

Some verb tenses fit in one word others more just like in English. For example: eat, ate, have eaten, will eat, will have eaten (we can see one, two or three words).

### 1B - COMPARING THE DIRECT VS INDIRECT OBJECT STRUCTURE WITH ENGLISH

Often verbs have direct and/or indirect objects so here is a simple example of declarative affirmative sentences:



- *Je veux offrir des fleurs à ma tante.* >> I want to offer flowers to my aunt
- *Je veux offrir des fleurs à ma tante.* >> I want to offer my aunt flowers

OR

When it comes to direct and indirect objects you cannot reverse the order in a French sentence. However in English, the word order is more flexible and still sounds natural.

As you can see, this verb takes two objects:

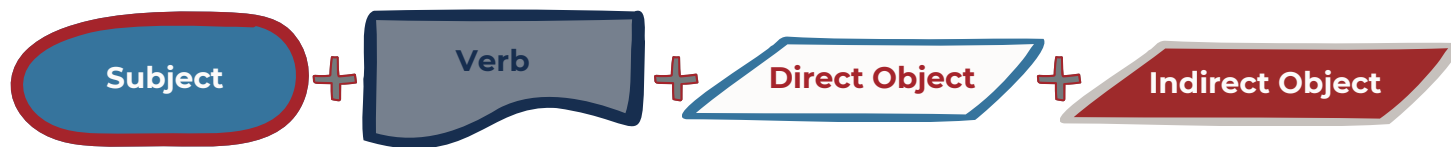
1. A **direct object** (here '*des fleurs*') – the word(s) that tell(s) you who the person/thing is acted on by the verb.

- Tip to identify the direct object: Form a question with **what** (quoi?) or **who** (qui?) at the end using the subject and verb.
- Here: I want to offer what? *Je veux offrir quoi?* The answer will be the direct object '*des fleurs*' i.e. flowers.

2. **An indirect object** (here '*à ma tante*') – the word(s) that tell you the beneficiary of the action and is often introduced by 'de' or 'à' in French.

- Tip to identify the indirect object: Form a question with **to/at what** (de/à quoi?) or **to/at who** (de/à qui?) at the end using the subject, verb and direct object.
- Here: I want to offer flowers to who? *Je veux offrir des fleurs à qui?* The answer will be the indirect object '*à ma tante*' i.e. to my aunt.

So when making a sentence in French keep the order as follow (direct before indirect) to express yourself more clearly:



## = PART 2 = **NEGATIVE DECLARATIVE SENTENCES**

When I talk about negative sentences and statements and how they need to include negative words I don't mean things like: rotten eggs or losing your phone.

What I'm referring to is those extra word(s) that make an affirmative sentence turn negative such as: 'no longer', 'never', 'nothing', 'nobody' and of course the simple 'not'.

In the early stages of learning French, when the Present tense is the main feature in your sentences, you will practice the rule of placing *ne* (or *n'* before a vowel or h) directly before the verb and place the word *pas* directly after the verb.

In French, negatives present in two parts:

**Firstly:** The rule is to place *ne* before the verb (or *n'* if the verb starts with a vowel or h)

**Then,** after the verb, you'll add one of these:

- To say 'not': *pas*
- To say 'not at all': *pas du tout*
- To say 'no longer', 'no more', 'not any longer' or 'not anymore': *plus*
- To say 'nothing' or 'not anything': *rien*
- To say 'never' or 'not ever': *jamais*
- To say 'noone', 'not anyone', 'not anybody' or 'nobody': *personne*



### **2A - NEGATIVE SENTENCES FOR SIMPLE TENSES (ONE VERB/ ONE WORD)**

Simple tenses are named like that when the French verb is one word. This happens with tenses such as *Présent*, *Imparfait* and *Futur Simple* for example

The word order is as follows with the verb between the *ne ... pas*.

For example, with the present tense:

- *Mon chiot ne mange pas mes chaussettes.* >> My pup doesn't eat my socks.
- *Alex ne vient plus demain.* >> Alex is **no longer** coming tomorrow.

For example, with other simple tenses (one verb/one word):

*Je n'aimais pas les macarons à la cerise.* >> I did **not** used to like cherry macarons.

*Ma cousine ne sera jamais femme au foyer.* >> My cousin will **never** be a housewife.

So when making a negative sentence in French with simple tenses follow this order:



Note that 'pas' could also be 'plus', 'rien', 'jamais'...

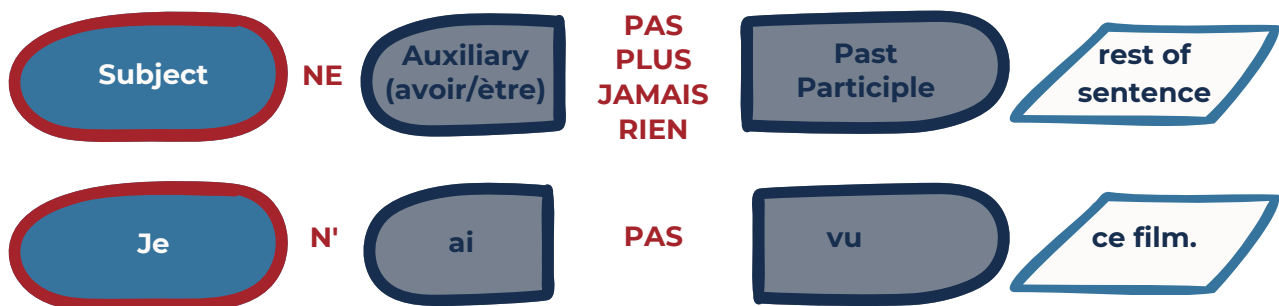
## 2B - NEGATIVE SENTENCES FOR COMPOUND TENSES (AUXILIARY WITH PAST PARTICIPLE)

Compound tenses are made of two parts; the first is *avoir* or *être* (un *auxiliaire*) which accompanies the past participle of the verb (*le participe passé du verbe*).

To make a negative sentence that uses a compound tense like *Passé Composé*, you will find *ne ... pas* around the auxiliary and after *pas*, you will have the past participle like these examples:

- *Je n'ai pas vu ton sac.* >> I did **not** see your bag.
- *Leur famille n'est pas venue hier.* >> Their family did **not** come yesterday.

So here's the word order to make a negative sentence when using the *Passé Composé* or other compound verbs:



This is the same order for negatives such as: *ne ... pas*, *plus*, *jamais*, *rien*.

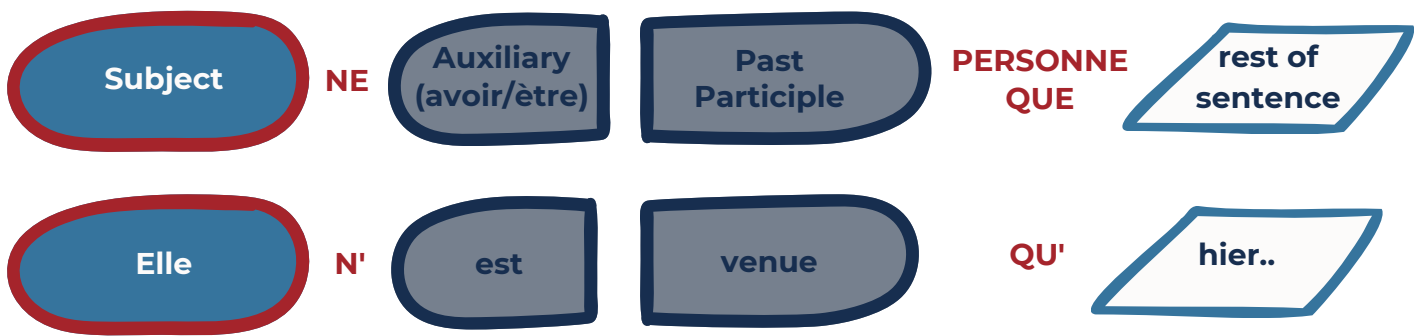
However there are three exceptions worth noting even if you may not encounter all of these in the early stages of your French:

- *Ne ... personne* : not anyone
- *Ne ... que* : only
- *Ne ... aucun/aucune* : not a single + noun



- *Ce matin, je n'ai vu personne.*
- *Elles n'ont acheté aucun tableau.*
- *Leur famille n'est venue qu'hier.*

- >> This morning, I did **not** see anyone.
- >> They didn't buy a single painting.
- >> Their family **only** came yesterday



## 2C - NEGATIVE SENTENCES FOR DOUBLE VERB CONSTRUCTIONS (HELPER VERB WITH MAIN VERB)

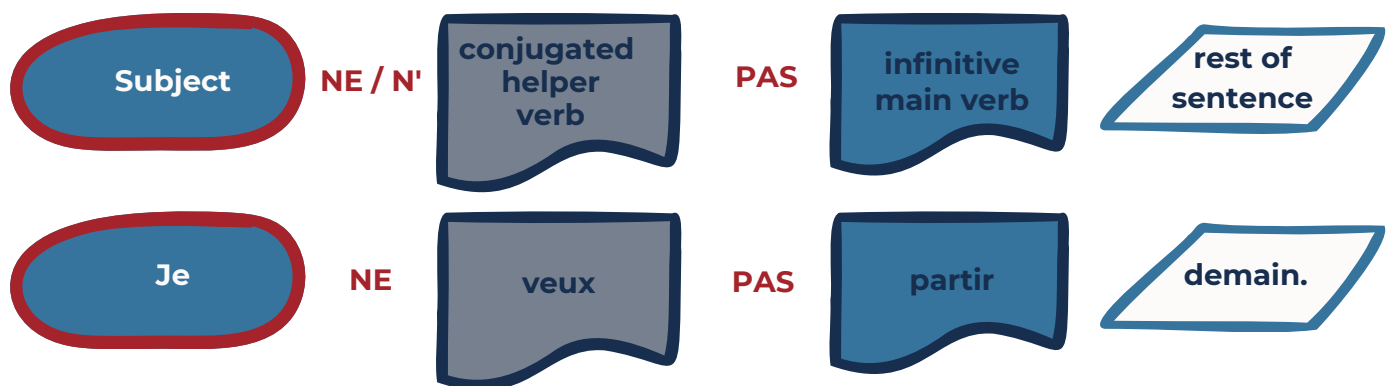
Double verb constructions are when there's a double verb structure in a sentence. The first verb adds meaning to the second one which is the main verb of the sentence.

Think of 'dancer' being the main verb in both: I love to dance and We're going to dance.

With this construction, the helper verb is conjugated in whatever tense and it's followed by the main verb in its infinitive (unconjugated) form.

To make a negative sentence, you 'frame' the first (i.e the conjugated verb) with *ne ... pas* and the main verb is placed after.

So here's the word order to make these double verbs into a negative statement:



For example, with double verbs like in 'wanting to leave' or 'going to function':

- *Je ne veux pas partir demain.*
- *Il n'aime pas quitter Paris.*
- *Sa voiture ne va jamais marcher.*

- >> I do **not** want to leave tomorrow.
- >> He does **not** like to leave Paris.
- >> His car is **never** going to work/function.

## 2D - NEGATIVE SENTENCES WITH REFLEXIVE VERBS

So what about reflexive verbs like *se réveiller* (to wake up) or *s'amuser* (to have fun)?

The word order may make you pause longer as there's that extra little pronoun called *un pronom réflexif* i.e. a reflexive pronoun (me, te, se, nous, vous, se) between the subject and the verb.

For **simple verbs**, the key is to keep the pronoun directly before the verb so in this order: ne + pronoun + verb + pas

- *Je ne me réveille pas avant l'aube.* >> I don't wake up before dawn.
- *Elle ne s'amuse jamais en classe.* >> She **never** has fun in class.

For **compound verbs**, the key is to keep the pronoun directly before the auxiliary so in this order: ne + pronoun + auxiliary + pas + past participle

- *Je ne me suis pas réveiller avant l'aube.* >> I didn't wake up before dawn.
- *Elle ne s'est jamais amusée en classe.* >> She **never** had fun in class.

For **double verbs**, the key is to move the pronoun before the main verb so in this order: ne + pronoun + auxiliary + pas + past participle

- *Je ne veux pas me réveiller avant l'aube.* >> I don't want to wake up before dawn.
- *Elle ne peut jamais s'amuser en classe.* >> She can **never** have fun in class.

## = PART 3 = IMPERATIVE SENTENCES (COMMANDS)

To keep this guide as useful as possible for beginner learners without becoming too overwhelming, I'll teach focus on imperative without pronouns (so I won't add any reflexive verbs in this part).

### 3A - AFFIRMATIVE COMMANDS

You will use the imperative form to give instructions, orders or commands.

Just like in English, these clauses don't have a subject present (it's implied) and often they end with an explanation mark such as: 'Let's go!' or 'Repeat slowly from paragraph 3 please!'



In these structures there is no subject pronoun - just an implied subject pronoun – which will be either *tu* / *vous* (you) or *nous* (we).

An example for implied order to 'you' (informal *tu*):

- *Va au sommet du Mont Blanc!* >> Go to the Mont Blanc summit!

An example for implied order to 'you' (plural or formal *vous*):

- *Achetez du lait de soja pour moi SVP.* >> Buy soy milk for me please.

An example for implied order to 'we' (*nous*):

- *Donnons les clés au concierge.* >> Let's give the keys to the concierge.

### 3B - NEGATIVE COMMANDS

To make any commands or instructions negative, add *ne ... pas* around the verb.



- *Ne viens pas demain!* >> Do **not** come tomorrow!
- *N'allez pas à la piscine sans moi!* >> Do **not** go to the pool without me!
- *N'oublions pas son anniversaire!* >> Let's **not** forget his/her birthday!

## = PART 4 = INTERROGATIVE SENTENCES (CLOSED QUESTIONS)

Firstly, we will look at simple questions you can only reply to with **oui** or **non**.

In Part 5, we will look into more complex questions.

The order of words will depend on the context of the question.

Is it a neutral (**registre courant**), formal (**registre formel**) or informal (**registre familier**) context?

As a rule of thumb, you can use:

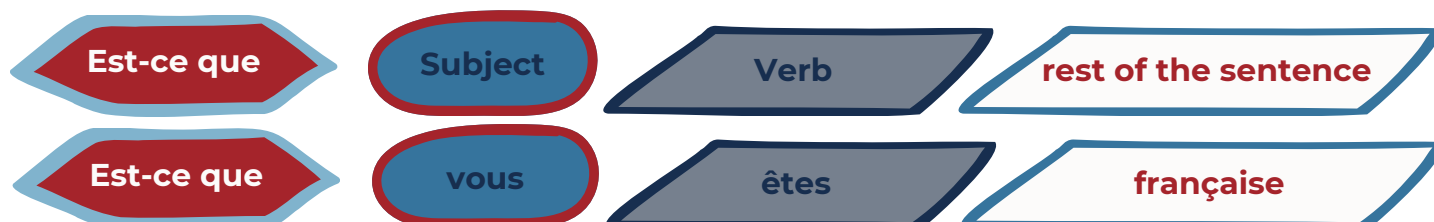
1. **registre courant** for everyone
2. **registre formel** to be polite to a stranger or for an elderly person, in the workplace and when writing.
3. **registre familier** for friends, family and loved ones (note this only applies to spoken form, unless you're text messaging)

### 4A - QUESTIONS IN NEUTRAL REGISTER (REGISTRE COURANT) WITH EST-CE QUE

In English, the structure of simple questions changes depending on the tense mainly:

- **Are** you French? (Here: **verb** + subject + rest of the sentence+?)
- **Have** you **been** to this shop? (Here: **auxiliary** + subject + another **verb part** + the rest of the sentence +?)
- **Would** you **want** an ice cream? (Here: **helper verb** then subject then **main verb** then rest of the sentence +?)
- **Did** you **visit** Versailles? (Here: **helper verb** + subject + **main verb** + rest of the sentence +?)

In French, the structure is very consistent:



**Est-ce que** (is it that) allows you to keep the words of the question in the same order as a statement  
(Is it that + subject + verb + rest of the sentence)

- Are you French?

(Think: **Is it that** + you + are ...?)

**Est-ce que** *vous êtes française?*

- Would you want an ice cream? >>

(Think: **Is it that** + you'd want ...?)

**Est-ce que** *tu voudrais une glace?*

- Did you visit Versailles? >>

(Think: **Is it that** + you + did visit ...?)

**Est-ce que** *vous avez visité Versailles?*



## 4B - QUESTIONS IN INFORMAL REGISTER WITH INTONATION

In French, we use intonation to raise our voice towards the end of a declarative (normal) statement to make a question in the informal everyday register when we ask closed (yes/no) questions.

This rising inflection and a question mark are all that is needed.

It can't get simpler!

For instance, the statement 'You are married.' (with full stop) becomes the informal question 'You are married?' (with raised intonation and a question mark).

Some examples in different tenses:

- Do you see the Eiffel Tower? >> *Tu vois la Tour Eiffel ?*

(Think: You see the Eiffel Tower? + intonation )

- Are you finished? >> *Vous avez fini?*

(Think: You are finished? + intonation )

- Is he going to come home late? >> *Il va rentrer tard?*

(Think: He is going to come home late? + intonation )



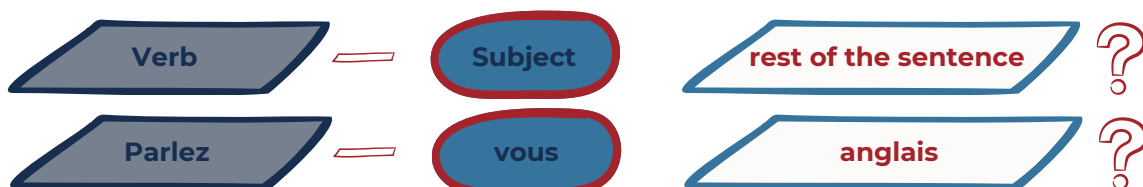
## 4C - QUESTIONS IN FORMAL REGISTER WITH INVERSION

In French, this structure is a bit more complicated. Remember you won't be impolite if you use the neutral register. The formal one which I'll break down here is mostly used for formal interactions or written communications.

To make a question in this register, you need to invert the verb and subject and the verb tense/structure will have an impact on which part you swap.

### 1) INVERSION FOR SIMPLE TENSES (ONE WORD = ONE VERB)

When the verb is just one word, you'll start the question with the verb then a dash then the subject then the rest of the sentence then the question mark.



- Are we leaving tomorrow? >> *Partons-nous demain?*
- Do you speak English? >> *Parlez-vous anglais?*

This one sounds awful if you translate it literally into English...

Strange to imagine saying: ‘Leave - we tomorrow?’ or ‘Speak - you English?’ of course but this is actually the most polite way to ask your question.

Good news!

When you ask a simple closed question with just the verb *être* ‘to be’, the word order of the inverted question matches in English (just remember the dash in French):

- Are they together? >> *Sont-ils ensemble?*
- Am I late? >> *Suis-je en retard?*
- Is he friendly? >> *Est-il sympa?*



## 2) INVERSION FOR COMPOUND TENSES OR DOUBLE VERBS

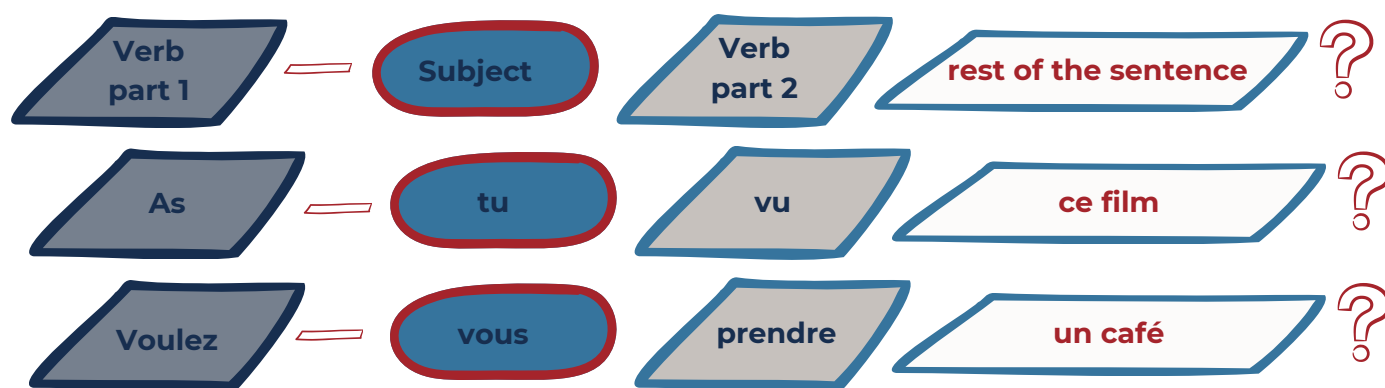
When the verb is **compound**, the inversion is between the first verb part (*avoir* or *être auxiliary*) and subject only, then comes the second verb part (past participle).

- *As-tu vu ce film?* >> Have you seen this movie?
- *Etes-vous allés au Louvre?* >> Did you go to the Louvre?

When the verb is **double verb construction**, the inversion is between the first verb part (conjugated helper verb) and subject only, then comes the second verb part (main verb in infinitive form).

- *Voulez-vous prendre un café?* >> Do you want to have a coffee?
- *Saviez-vous cuisiner ce plat?* >> Did you know how to cook this dish?

Note: If you need to invert ‘je peux’ (I’m able to, I can) to make a very formal question, it will become ‘Puis-je’. It’s fancy, just like saying ‘May I....?’



Another slight complication with the formal register inversion worth mentioning is that if the inverted verb ends in a vowel and the subject starts with a vowel (or letter H), we add what is called **un t euphonique** and looks like this: -t- .

This is purely done for ease of pronunciation.

Take a look at these examples:

- Does she speak English? (~~Parle-elle~~ is too hard to say) >> *Parle-t-elle anglais?*
- Does he travel by train? (~~Voyage-t-il~~ is too hard to say) >> *Voyage-t-il en train?*

## = PART 5 =

### INTERROGATIVE SENTENCES (OPEN QUESTIONS)

To make more complex or open questions and get more precise answers, your interrogative sentence will contain a question word such as:

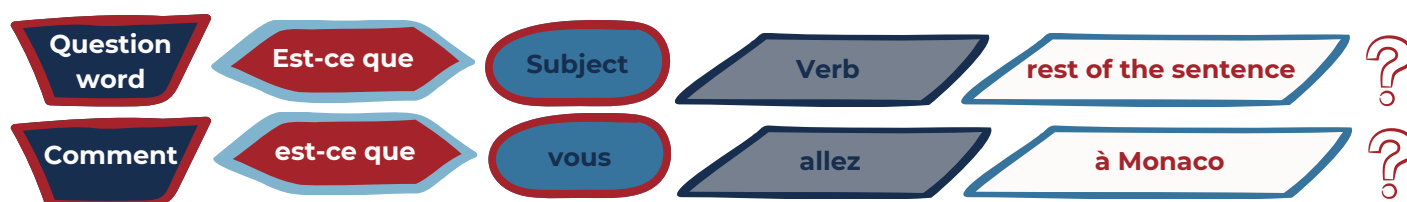
- *Quand* > When
- *Pourquoi* > Why
- *Où* > Where
- *Qui* > Who
- *Comment* > How ... and more

As we saw in **Part 4** the order of words for these open questions will depend on the register of the question: Neutral (Registre Courant), Formal (Registre Formel) or Informal (Registre Familier).

#### 5A - OPEN QUESTIONS IN NEUTRAL REGISTER WITH EST-CE QUE

Again in French, these questions consistently begin with the 'question word' needed then *est-ce que* or *est-ce qu'* (then come: subject, verb and the rest):

- *Quand est-ce que ...* = When (is it that)
- *Pourquoi est-ce que ...* = Why (is it that)
- *Où est-ce que ...* = Where (is it that)
- *Qui est-ce que ...* = Who (is it that)
- *Comment est-ce que ...* = How (is it that)



Some examples in different tenses:

- How are you going to Monaco? (Think: How is it that + subject 'you' + verb 'are going' + rest ?)  
>> *Comment est-ce que vous allez à Monaco?*
- When is she going to arrive in Paris? (Think: When is it that + subject 'she' + verb 'is going to arrive' + rest + ?)  
>> *Quand est-ce qu'elle va arriver à Paris?*
- Why did you go to the Mc Donalds? (Think: Why is it that + subject 'you' + verb 'did go' + rest ?)  
>> *Pourquoi est-ce que vous êtes allés au McDo?*

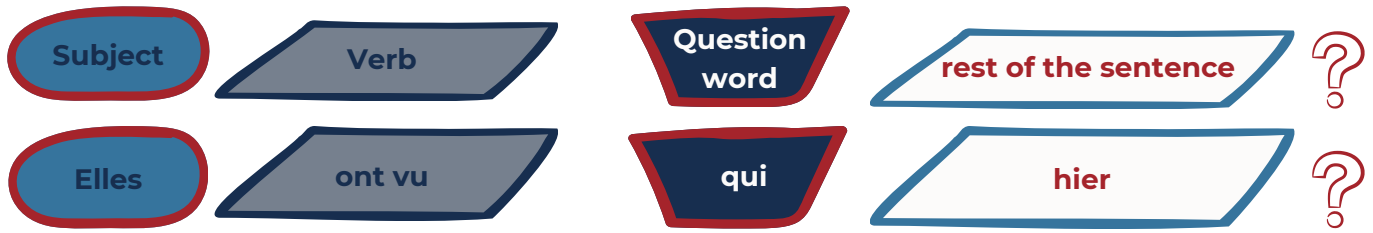
#### 5B - OPEN QUESTIONS IN INFORMAL REGISTER WITH INTONATION

In the informal register, the question word is placed at the end with raised intonation. The word order is: subject + verb + question word (+ rest) + ?

- When did you come? (Think: You came here when? )  
>> *Vous êtes venue ici quand?*
- Where does he work now? (Think: He works where now? )  
>> *Il travaille où maintenant?*

- Who did they see yesterday? (Think: They saw who yesterday? )

>> *Elles ont vu qui hier ?*



**Note:** When making a question with 'what' in the informal register, both **Que** (what) or **Qu'est-ce que** (what is that) become '**quoi?**'.

- What are you eating? (Think: You are eating what? ) >> *Vous mangez quoi*
- What do you see? (Think: You see what? ) >> *Tu vois quoi ?*



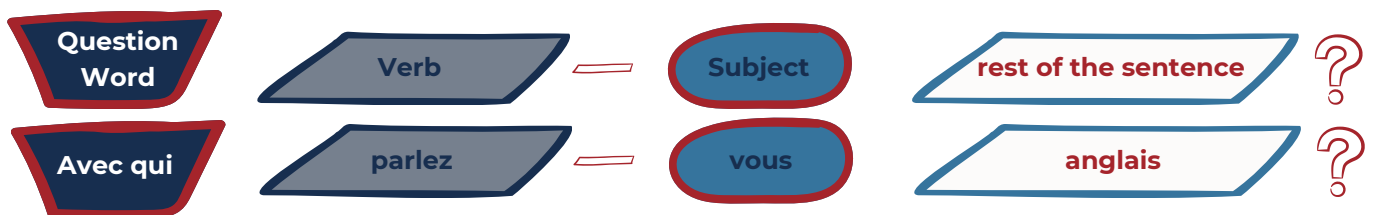
## ***SB - OPEN QUESTIONS IN INFORMAL REGISTER WITH INTONATION***

Remember that this structure the most complicated one. I recommend you master the other sentence structures before tackling this one.

To make an open question with this register, you will start with the question word then invert the verb and subject before adding the rest of the sentence if relevant. As before with closed questions, the verb tense/structure will have an impact on the word order

### **1) INVERSION FOR SIMPLE TENSES (ONE WORD = ONE VERB)**

When the verb is just one word, you'll start the question with the verb then a dash then the subject then the rest of the sentence then the question mark.



- With who do you speak English? >> *Avec qui parlez-vous anglais?*
- At what time are we leaving tomorrow? >> *A quelle heure partons-nous demain?*
- Why are you learning German? >> *Pourquoi apprenez-vous l'allemand?*

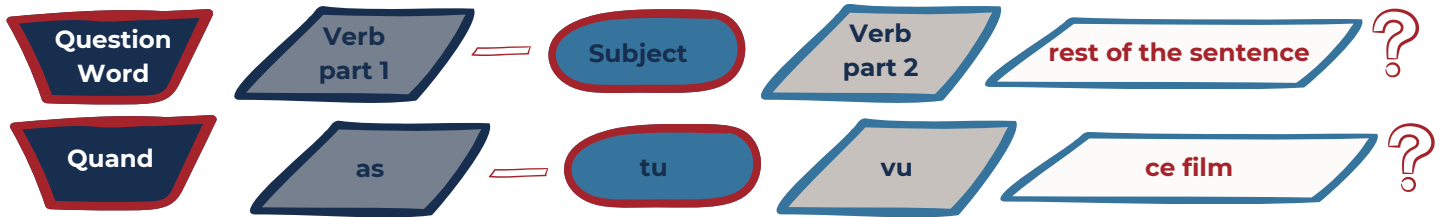
Once again, with the inversion, you can't translate it word-for-word into English unless it's a simple question with the verb **être** 'to be' such as:

Why **are we** here? >> *Pourquoi sommes-nous ici?*

Where **is she** now? >> *Où est-elle maintenant?*

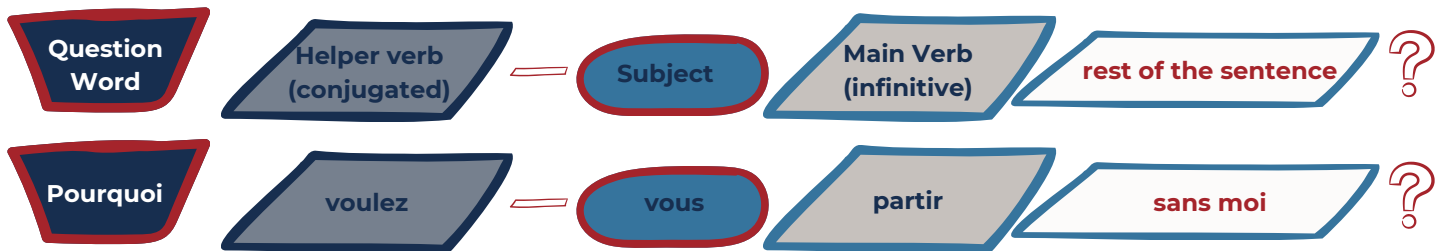
## 2) INVERSION FOR COMPOUND TENSES OR DOUBLE VERBS

When the verb is **compound**, start with the 'question word' then add the inversion between the first verb part (avoir or être auxiliary) and subject only, next comes the second verb part (past participle).



- *Quand as-tu vu ce film?*    >> When did you see this movie?
- *Quel prénom ont-ils choisi?*    >> What (first) name did they choose?

When the verb is **double verb construction**, start with the 'question word' then add the inversion between the first verb part (conjugated helper verb) and subject only, next comes the second verb part (main verb in infinitive form).



- *Pourquoi voulez-vous partir sans moi?*    >> Why do you want to leave without me ?
- *A quelle heure veux-tu prendre le petit-dèj?*    >> At what time do you want to have breaky ?



✨ Are you ready to test yourself and clarify some of these rules? ✨

Want to check what you've learned in **this guide** and see how easy you find recognise the correct order of sentences, questions and commands?

I've created a short quiz for you on the next pages and it includes answers with detailed explanations referring to the 5 different parts of this guide to help your review if needed.

You can find it in the coming pages.

# French Sentence Building Guide QUIZ

✦ TIME TO TEST YOURSELF ✦

1

Which sentence has the correct order and correct words?

- a) Je veux offrir à ma tante à des fleurs.
- b) Je veux offrir des fleurs à ma tante.
- c) Je veux offrir ma tante des fleurs.
- d) Je veux offrir fleurs à ma tante.

2

Which is correct for "I didn't see this film"?

- a) Je n'ai pas vu ce film.
- b) Je ne ai pas vu ce film.
- c) J'ai ne pas vu ce film.
- d) Je ne vu pas ce film.

3

Which command means "Be careful!" (addressing several people)?

- a) Fais attention !
- b) Faites attention !
- c) Tu fais attention !
- d) Faites-vous attention !

4

Which is correct for "Does she like French cheese?"?

- a) Aime-elle le fromage français ?
- b) Fait elle aime le fromage français ?
- c) Est-ce qu'elle fait aimer le fromage français?
- d) Aime-t-elle le fromage français ?

5

Which is correct to ask "Where do you live?"?

- a) Où est-ce que tu habites ?
- b) Habites-tu où ?
- c) Où habites-tu ?
- d) a and c are both correct.



## YOUR ANSWERS & EXPLANATIONS

# 1

1b) Je veux offrir des fleurs à ma tante.

(Refer to Part 1 of the guide)

### Why?

French follows a specific word order for sentences with direct and indirect objects:

Subject + Verb + Direct Object + Indirect Object

- **Je** (subject)
- **veux offrir** (verb phrase)
- **des fleurs** (direct object = I want to offer *what?*)
- **à ma tante** (indirect object = I want to offer flowers *to whom?*)

### Why are the others incorrect?

a) Incorrect because "à des fleurs" is an **unnatural construction**. *Des fleurs* is the direct object and should not have *à* before it.

c) Incorrect because "ma tante" (my aunt) is placed as the **direct object instead of the indirect object**. The part of the sentence 'Je veux offrir ma tante' would only work if *you're offering your aunt* which is likely to be nonsense.

d) Incorrect because "fleurs" is **missing "des"**, which is necessary for the correct partitive article (*des fleurs* = *some flowers*).

# 2

2a) Je n'ai pas vu ce film.

(Refer to Part 2 of the guide)

### Why?

French uses **ne... pas** to form negative sentences, and in passé composé, the negation surrounds the **auxiliary verb (avoir or être)**:

**Subject + ne + auxiliary verb + pas + past participle + rest of the sentence**

- **Je** (subject)
- **n'** (negation part 1)
- **ai** (auxiliary verb "avoir")
- **pas** (negation part 2)
- **vu** (past participle of "voir")
- **ce film** (object)

### Why are the others incorrect?

- b) Incorrect because "ne ai" should contract to "n'ai" before a vowel (*ai* starts with a vowel).
- c) Incorrect because "ne" is in wrong place, when making the negation with a compound tense.
- d) Incorrect because "vu" is the past participle, but the auxiliary verb "ai" is missing", making the sentence grammatically incorrect.

## 3

### 3b) Faites attention !

*(Refer to Part 3 of the guide)*

#### Why?

French imperatives (commands) **do not include subject pronouns** but follow present verb conjugation rules:

- **Faites** (imperative form of "faire" for "vous")
- **attention** (noun meaning "care" or "attention")

This is the correct way to say "Be careful!" to **several people or formally to one person** (vous is implied).

#### Why are the others incorrect?

- a) Incorrect because "fais" is the imperative form for "tu", which is used only for one person informally.
- c) Incorrect because imperative sentences **do not include subject pronouns**, so "tu" should not be there.
- d) Incorrect because "Faites-vous" sounds unnatural and is not how imperatives work in French.

## 4

### 4d) Aime-t-elle le fromage français ?

*(Refer to Part 4 of the guide)*

#### Why?

Formal yes/no questions in French often use **inversion**, which follows this structure:

**Verb - Subject Pronoun + Rest of the Sentence?**

- **Aime** (verb)
- **t-elle** (subject with added "t" for pronunciation)
- **le fromage français** (object)

Since *aime* ends in a vowel and *elle* starts with a vowel, we add "-t-" for better pronunciation.

### Why are the others incorrect?

- a) Incorrect because **there is no "t euphonique"**, which is required between vowel sounds to help with liaison in inverted questions.
- b) Incorrect because **"faire" is not used to form questions in French**, unlike "do" or "does" in English.
- c) Incorrect for the same reason as above.

## 5

5d) a and c are both correct.

*(Refer to Part 5 of the guide)*

### Why?

French has two **grammatically correct ways** to ask this question, depending on the level of formality:

- **Où est-ce que tu habites ?** → Neutral form using *est-ce que* ("Where is it that you live?").
- **Où habites-tu ?** → Formal form using *inversion* ("Where live-you?").

Both structures are commonly used in **spoken and written French**.

### Why are the others incorrect?

- b) Incorrect because **"où" (where) should be at the beginning** in this inversion → The phrase *Habites-tu où ?* is an unnatural word order and is not correct in standard French.

 **Bravo!** 



### You've mastered the foundations of French sentence building!

Now that you've tackled statements, negatives, commands, and questions, you're well on your way to forming natural, fluent French sentences with confidence.

You also have lots of examples to gradually start putting words together into your own unique original sentences to help you converse.

Hopefully the quiz questions and explanations were also a useful way to confirm what you learned in this guide!

Any questions, please get in touch with me!

***Devy Baseley***

[www.frenchspeak.com.au](http://www.frenchspeak.com.au)