MEMORYMILL MEDIA

THE ULTIMATE DENTAL VIDEO MARKETING GUIDE

LEARN HOW TO ACQUIRE MORE PATIENTS BY NEXT MONTH

With or without an agency



Prepared by Zach Nassif - Memory Mill Media ® 2024

info@memorymillmedia.com | 832-356-6956 | www.memorymillmedia.com

MEMORYMILL
MEDIA

WELCOME & THANK YOU

First, thank you very much for downloading this guide.
By taking this step, you're not just showing interest in the transformative power of video marketing for your dental practice; you're also embarking on a journey that could redefine the way you connect with your patients and the wider community.

Let me share a bit about myself. I'm Zach Nassif, lead videographer and owner of Memory Mill Media. My story began in the bustling city of Dubai, in the fast-paced commercial and corporate sectors. It was there, among the diverse narratives and the vibrant culture, that I cut my teeth in the industry—pun intended! This laid the foundation for a journey that I could never have anticipated.

Fast forward to today, and here I am in Houston, Texas, specializing in dental video productions. I must say, I consider myself incredibly lucky and privileged to work closely with dentists. There's something genuinely fulfilling about crafting stories that not only show the dedication and care you provide but also help expand your practice by connecting you with the people who need your services the most.



info@memorymillmedia.com | 832-356-6956 | www.memorymillmedia.com

MEMORYMILL
MEDIA

/01

WHAT'S INSIDE THIS GUIDE

This guide is jam-packed with insights and actionable steps that can help doctors just like you **get more new patients as early as next month**.

Whether you're contemplating the idea of working with an agency or prefer to manage things in-house, the following pages cater to both avenues. Here's a quick overview of what to expect:

Note: This guide is designed in a presentation style so you can show it to your partners if you wish.

/02

OVERVIEW

WHAT IS VIDEO MARKETING

You will learn about the strategic crafting and distribution of engaging video content to promote your brand, tackling visual storytelling to connect with patients.

/03

STRATEGIES

Step-by-step guidance on developing a robust video marketing strategy.

GET NEW PATIENTS

The psychology behind video content how viewers consumer it, and what triggers them to take action.

BENEFITS & STATS

Figures from recent studies showing why video marketing isn't just optional anymore.

AGENCY OR NOT?

The pros and cons of partnering with a marketing agency.

BONUS!

Stick till the end for a special thank you bonus.

MEMORYMILL
MEDIA

/01

WHAT'S INSIDE THIS GUIDE

/02

WHO IS THIS GUIDE FOR

/03

IMAGINE TRANSFORMING THE WAY POTENTIAL PATIENTS SEE YOUR DENTAL PRACTICE WITH JUST A PLAY BUTTON.

This isn't a futuristic vision—it's the power of video marketing, and it's reshaping the dental industry. If you're a dental practice owner committed to growth—whether you run a cozy local clinic, a multi-practice powerhouse, or a sprawling national brand—then it's time for you to harness the dynamic influence of video content.

Video marketing isn't just the new kid on the block; it's a proven strategy with a persuasive track record. According to a HubSpot report, 88% of video marketers reported positive ROI from their video campaigns. Dental practices of all sizes can reap the tangible benefits of video marketing, from demonstrating the outcome of a whitening service to walkthroughs of a stress-free office. Videos can skyrocket patient engagement and significantly raise conversion rates, as people are more likely to book an appointment after watching a video. They also serve as a beacon for your brand, improving awareness and patient recall. It's storytelling with a purpose—your practice's narrative, procedures, and patient testimonials coming to life in a format that resonates.

This isn't just about keeping up with the times; it's about standing out. In a digital age where consumers are bombarded with choices, video marketing offers a cost-effective platform to exhibit your unique services and patient care approach. **You're not just another name in the directory, you're the practice with a voice and real solutions**. Don't let this opportunity slip through your fingers. Seize the moment and make video marketing an integral part of your growth strategy.

MEMORYMILL
MEDIA

/01

WHAT'S INSIDE THIS GUIDE

/02

WHO IS THIS GUIDE FOR

/03

WHAT YOU WILL LEARN

In this guide, you'll discover the reasons why video content is such a powerful tool for patient acquisition. You'll understand the differences between horizontal and vertical videos, you'll be equipped with the knowledge and skills to create a robust video strategy, learn our approach towards video production, and find practical tips on how to gain visibility for your videos and track their success.

01 HOW VIDEOS HELP YOU GET NEW PATIENTS

02 DIFFERENCE BETWEEN HORIZONTAL AND VERTICAL VIDEOS

03 SHOULD YOU WORK WITH AN AGENCY OR NOT

04 BENEFITS OF VIDEO MARKETING

05 VIDEO MARKETING STATISTICS

06 BUILDING A VIDEO STRATEGY

07 TYPES OF MARKETING VIDEOS

08 HOW DO WE PRODUCE VIDEOS

MEMORYMILL
MEDIA

/01

WHAT'S INSIDE THIS GUIDE

/02

WHO IS THIS GUIDE FOR

/03

WHAT YOU WILL LEARN

09 HOW TO PROMOTE YOUR VIDEOS

10 HOW TO MONITOR YOUR SUCCESS

11 BONUS!

MEMORYMILL
MEDIA



“We spent money building this 10k sqft facility, but videos helped us show it off.”

- DR GEORGE JABBOUR

WHAT DO YOUR COLLEAGUES SAY?

info@memorymillmedia.com | 832-356-6956 | www.memorymillmedia.com

MEMORYMILL
MEDIA

HOW VIDEOS HELP YOU GET NEW PATIENTS



MEMORYMILL
MEDIA

PICTURE THIS

Emma is scrolling through her social media after a rough day dealing with a tooth ache. Your video pops up - it's you, sharing a quick, comforting tip on alleviating toothache at home. Emma smiles, saves your video, and thinks, "Hey, these folks get it."

Just as in Emma's story, videos serve as a powerful magnet for attracting both new patients and high-quality cases. Visual storytelling gives patients a sneak peek into the real-life experience within your practice. When people looking for dental services see a testimonial from a satisfied patient who had a smile makeover, it does more than just convey information; it shows them that there's hope. Video content allows the subtleties of verbal and non-verbal communication to come through - the warmth of the staff, the calm ambiance of the waiting area, and the reassurance in the voice of a patient whose life has been changed. It's a medium that can convert a viewer's initial curiosity into a deep-seated conviction to reach out and book a consult.



MEMORYMILL
MEDIA

WHY VIDEO

Beyond generating initial interest, videos have a unique capacity to showcase the breadth and depth of your capabilities, particularly for those seeking high-end or specialized dental services.

A well-crafted video can present complex procedures, such as full-mouth reconstructions or cosmetic dentistry, breaking them down to show the care, precision, and expertise involved.

It puts your skill on display and illustrates the outcome potential patients can expect, making it easier for them to choose your practice for significant procedures. This selection is often driven by the reassurance video provides, showing professionalism and excellence that aligns with their expectations.

Importantly, videos transcend the barriers that traditional marketing methods might encounter.

They can be shared, liked, and commented on across social media platforms, increasing their reach exponentially.

A single video can reach thousands, guiding them through your practice digitally, and serving personalized invitations to experience your quality care first-hand.

Furthermore, through targeting and analytics, videos enable practices to focus on demographics that are more likely to need high-quality dental cases.

This precise marketing can yield a higher return on investment, making video not just a tool for doctors who want to grow but also those wanting to elevate the average case value and attract patients in need of complex and lucrative dental solutions.

MEMORYMILL
MEDIA

02



HORIZONTAL VS VERTICAL

The choice between vertical and horizontal videos can significantly influence the viewer's experience and engagement levels, especially in the context of dental practice marketing.

MEMORYMILL MEDIA

WIDE SCREEN FORMAT



MORE NATURAL

Horizontal videos, with their widescreen format, have long been the standard, favored for their ability to mimic the natural field of human vision and accommodate more detail and context within a single frame.

LONGER VIEWING

This format excels on platforms like YouTube and traditional media channels, where viewers are more likely to engage in longer viewing sessions, possibly on larger screens.

info@memorymillmedia.com | 832-356-6956 | www.memorymillmedia.com

MEMORYMILL
MEDIA

VERTICAL VIDEOS

Popularity of mobile platforms

On the other hand, vertical videos have surged in popularity with the rise of mobile-first platforms such as Instagram Stories, Snapchat, and TikTok. Designed to fill the entire screen of a smartphone held upright, vertical videos offer a more immersive and personal experience for viewers scrolling through their feeds.



ENGAGEMENT

Tailor your video strategies to reach your audience where they are most engaged.

01

Suited for direct, personal messaging

02

Quick, captivating content

03

Grab attention in a fast-paced mobile environment

info@memorymillmedia.com | 832-356-6956 | www.memorymillmedia.com

MEMORYMILL
MEDIA

SHOULD YOU WORK WITH AN AGENCY?



MEMORYMILL
MEDIA



AGENCY VS DIY

When it comes to integrating video into your marketing strategy, doctors face a pivotal decision: should you hire a marketing agency, or take a do-it-yourself (DIY) approach? Each option has its unique set of advantages and disadvantages, including cost, that can impact your overall growth. We will go over four elements: Cost, Control, Effort and Time, and compare these against both scenarios.

info@memorymillmedia.com | 832-356-6956 | www.memorymillmedia.com

MEMORYMILL MEDIA



HIRING AN AGENCY VS DO-IT-YOURSELF

AGENCY PROS

1 **Expertise and Experience:** Agencies bring a wealth of knowledge, not just in video production but in strategy and distribution across various channels. This can result in higher quality content that's more likely to engage and convert potential patients.

2 **Time-saving:** Collaborating with an agency allows you to focus on providing the best patient care while leaving the complexities of video marketing to the experts.

3 **Competition data:** Agencies are armed with insightful data-driven strategies that can give you the edge, vs shooting in the dark and not knowing what your competition is doing.

info@memorymillmedia.com | 832-356-6956 | www.memorymillmedia.com

MEMORYMILL MEDIA

HIRING AN AGENCY VS DO-IT-YOURSELF



AGENCY PROS | **AGENCY CONS** | DIY PROS | DIY CONS

1 **Cost:** Hiring a marketing agency is typically more expensive upfront compared to the DIY route. This can be a significant factor for smaller practices with limited marketing budgets.

2 **Less Control:** Some practices might feel they have less control over the creative process when outsourcing to an agency, which could lead to discrepancies in envisioned versus final products.

3 **Speed of implementation:** The video goes back and forth between the provider, the agency, and a marketing team before finally reaching your website. Each handoff introduces the potential for miscommunication, mistakes, and delays.

info@memorymillmedia.com | 832-356-6956 | www.memorymillmedia.com

MEMORYMILL MEDIA



HIRING AN AGENCY VS DO-IT-YOURSELF

AGENCY PROS | AGENCY CONS | **DIY PROS** | DIY CONS

1 **Cost-effective:** For practices with limited budgets, DIY can be a much more affordable option. With smartphones capable of shooting high-quality video and free editing software, getting started doesn't have to break the bank.

2 **Full Creative Control:** The DIY approach affords practices complete autonomy over their content, from the initial concept to the final edits, ensuring the brand's voice remains consistent.

3 **Implementation Speed:** Consider the simplicity of directly managing your video process versus involving multiple layers of approval. In a direct workflow, you review your video, request edits from the provider, download the final version, and post it on YouTube or social media—quick and straightforward.

info@memorymillmedia.com | 832-356-6956 | www.memorymillmedia.com

MEMORYMILL MEDIA



HIRING AN AGENCY VS DO-IT-YOURSELF

AGENCY PROS | AGENCY CONS | DIY PROS | **DIY CONS**

DIY CONS

1 **Time-consuming:** The onus of planning and distributing the content falls on your shoulders, which can be an additional time investment, detracting from other critical practice management activities.

2 **Slower results:** Venturing into video marketing independently comes with a steep learning curve, particularly when navigating the intricacies of ad campaign management. While prioritizing organic growth can be a solid approach for long-term gains, it often requires patience, as immediate results are not typical.

3 **Missing out on industry insights:** Agencies are not only adept at creating strategies, but they also bring to the table a deep understanding of current market trends, audience behaviors, best practices, and competition data.

info@memorymillmedia.com | 832-356-6956 | www.memorymillmedia.com

MEMORYMILL MEDIA

“Videos have been a game changer for all my doctors. We're using these in all our channels, and can easily see results.”

- JENNI BOLLMANN

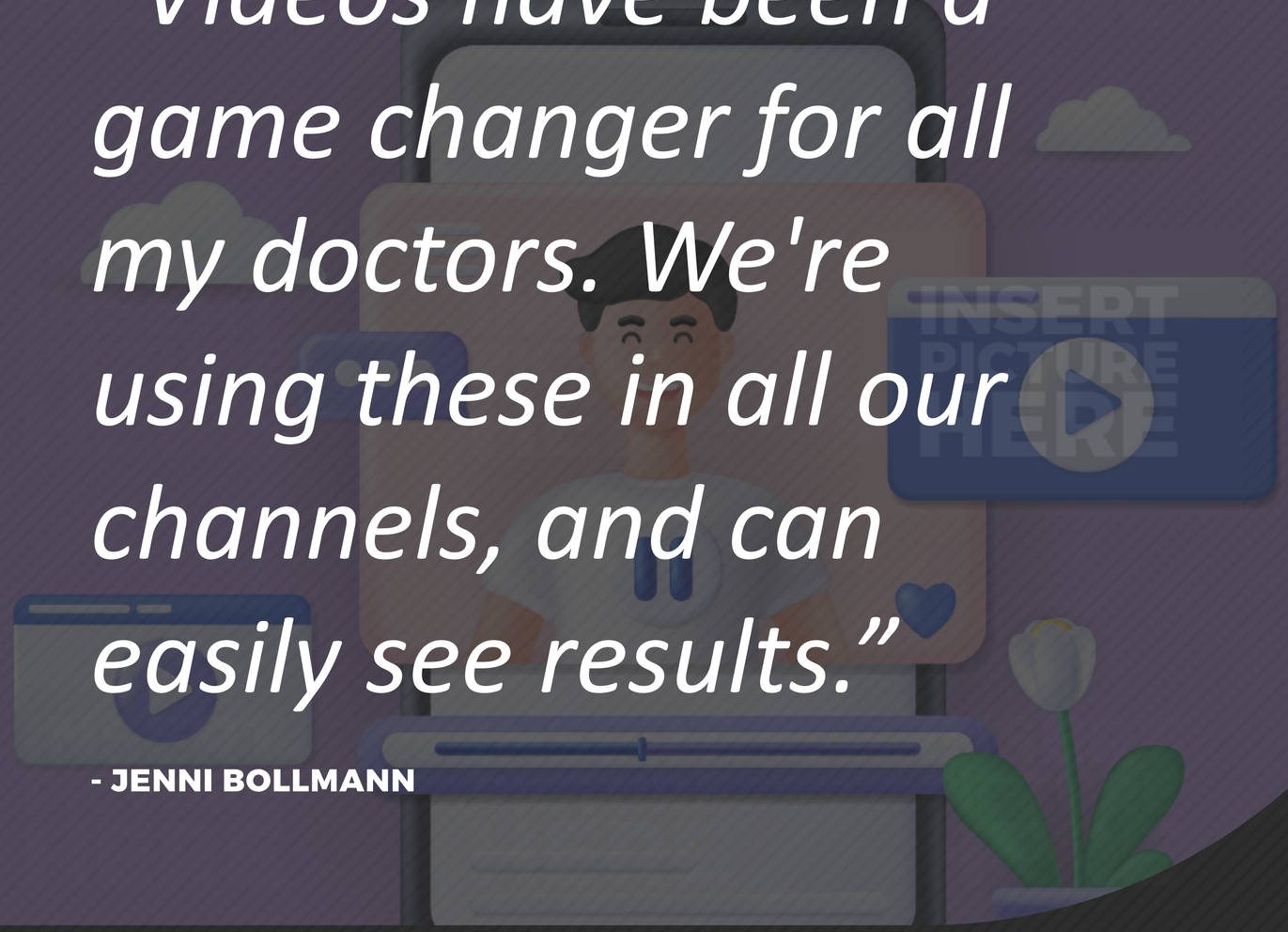

WHAT DO YOUR COLLEAGUES SAY?

info@memorymillmedia.com | 832-356-6956 | www.memorymillmedia.com

MEMORYMILL
MEDIA



BENEFITS OF VIDEO MARKETING

MEMORYMILL MEDIA

FIVE MAJOR BENEFITS:

1

Enhanced Online Engagement: Videos have proven to be more engaging and shareable compared to other forms of content on social media platforms. When patients share these videos within their online networks, it drives awareness and curiosity among potential patients.



2

Testimonial Effectiveness: Video testimonials have a profound influence on the decisions of potential patients. Watching other patients discuss their positive experiences brings a real touch to the services provided, making it more believable.

3

Brevity and Interest: Keeping videos concise yet informative can trigger interest among viewers — it's like serving a delicious snack that leaves them wanting more. This increased interest could lead them to explore more about your dental practice

4

Personalized Information Delivery: Video marketing allows dental practices to convey information in a personal and digestible manner — the human touch that the videos bring in can instill a sense of connection and trust among potential patients

5

Quality Depiction: The quality of video content plays a major role in how prospective patients perceive your practice. High-quality videos can project an image of professionalism, showing that you invest time and effort in your services.



info@memorymillmedia.com | 832-356-6956 | www.memorymillmedia.com

MEMORYMILL MEDIA

DENTAL MARKETING VIDEOS TURN VIEWERS INTO PATIENTS



HERE'S HOW

★**REDUCE** NEW PATIENT ACQUISITION COSTS - by Shifting Budgets From Older Marketing Methods

★**INCREASE** LIFETIME PATIENT VALUE VIDEOS - Build Trust and Keep Patients Coming Back

★**INCREASE** TREATMENT ACCEPTANCE RATES - Videos Make Complex Dental Procedures Easier To Understand

★**INCREASE** PATIENT ACQUISITION - Visual Stories Showcase Your Expertise and Treatment Benefits

★**REDUCE** NO-SHOWS AND CANCELLATIONS - Understanding the Process Improves Patient Comfort Level

★**BOOK MORE** HIGH-END CASES - Big Cases Have Longer Buying Cycles & Videos Can Impact Every Touch Point

★**BEAT YOUR COMPETITION -** by Saturating and Dominating Your Market

GET STARTED TODAY

MEMORYMILL
MEDIA

VIDEO MARKETING STATISTICS



These stats highlight the growing importance and effectiveness of video marketing for dental practices.

Video marketing has become a dominant tool in various industries, with dental practice owners finding particular success. Here are five powerful statistics that underscore the effectiveness of video marketing within the dental field.

DID YOU KNOW?

Viewers retain 95% of a message when they watch it in a video compared to 10% when reading it in text.

MEMORYMILL
MEDIA

VIDEO CONTENT INFLUENCES BUYING DECISIONS



80%

VIDEO BOOSTS CONVERSION RATES

Including a video on a landing page can increase conversion rates by over 80%.



72%

CONSUMERS PREFER VIDEO FOR LEARNING

Approximately 72% of people would rather use video to learn about a product or service.



1200%

SOCIAL MEDIA VIDEOS GENERATE

1200% more shares compared to text and images combined.



157%

VIDEOS DRIVE ORGANIC TRAFFIC

Websites that utilize video content receive a 157% increase in organic traffic from search engines.

info@memorymillmedia.com | 832-356-6956 | www.memorymillmedia.com

MEMORYMILL
MEDIA

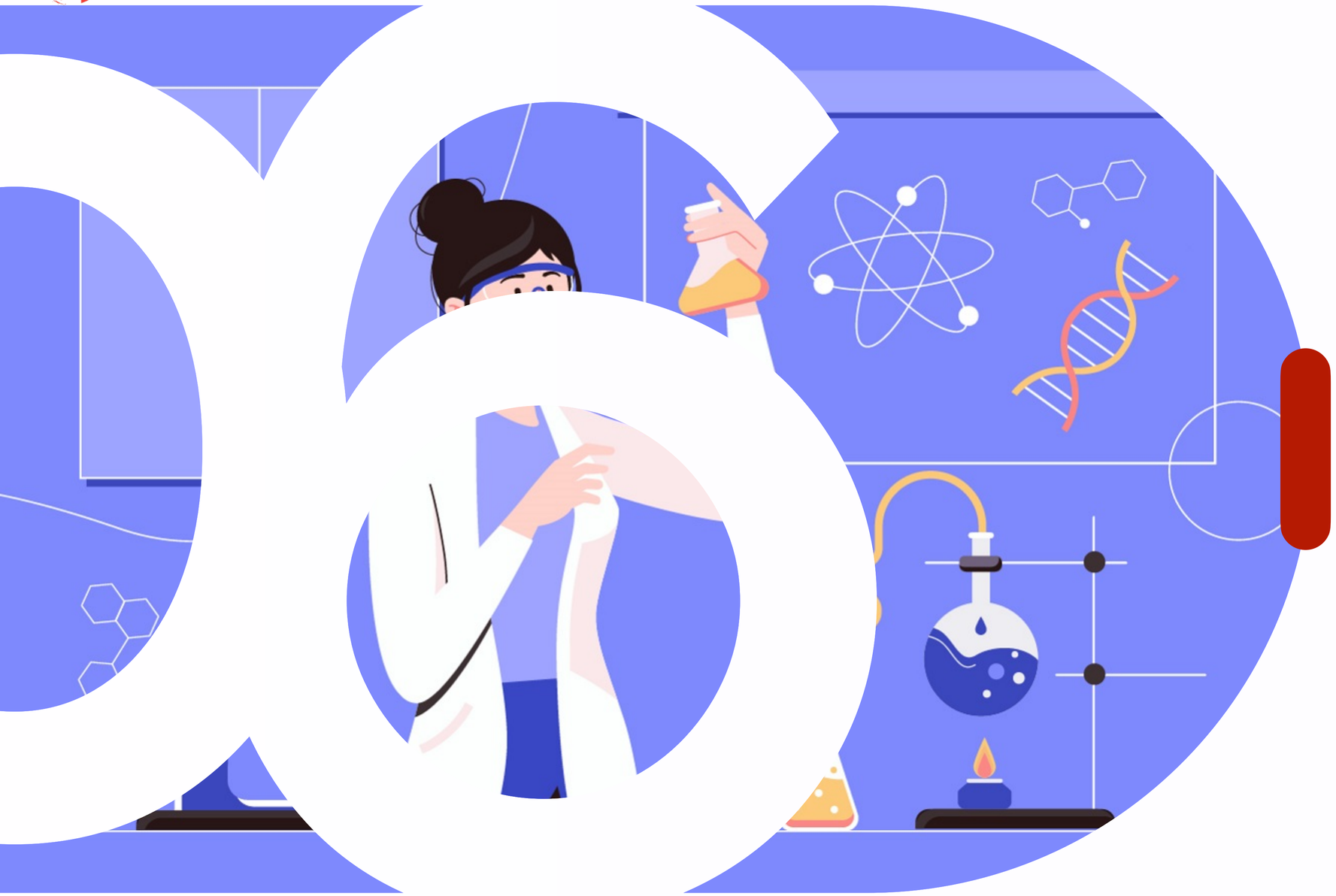

BUILDING A VIDEO STRATEGY

Creating a successful video marketing strategy involves several key components. For a dental practice, this strategy could look as follows:

MEMORYMILL
MEDIA

BUILDING A VIDEO STRATEGY

Having a planned out and strategic approach to video marketing can lead to more effective videos, ultimately leading to higher patient engagement and growth.

01

HAVE CLEARLY DEFINED GOALS

Whether it's improving online presence, educating patients, or driving up bookings. This will help craft your message.

02

KNOW YOUR TARGET AUDIENCE

Is it current patients, local families, seniors? Knowing their needs and concerns can help shape the tone and content of your video.

03

TYPE OF CONTENT

Based on your target audience, choose the orientation, length platform and genre of your videos.

04

GO FOR QUALITY

Your videos reflect the quality of your dental practice. This doesn't mean you need a big budget but the videos should be polished and well-edited.

05

VIDEO SEO

Search Engine Optimization is crucial for making you discoverable. This includes using keywords, tags and video sitemaps.

06

DISTRIBUTION CHANNELS

Determine where you will distribute your videos. Your website, social media, YouTube, newsletters or all of the above?

07

MEASUREMENT & ANALYSIS

Track the performance of your videos using metrics like views, shares, likes, watch time, and click-through rates. This can give you insight into what works and what doesn't

info@memorymillmedia.com | 832-356-6956 | www.memorymillmedia.com

MEMORYMILL MEDIA



DALLAS COSMETIC DENTISTRY

A COMPREHENSIVE VIDEO MARKETING STRATEGY
FICTIONAL EXAMPLE

info@memorymillmedia.com | 832-356-6956 | www.memorymillmedia.com

MEMORYMILL
MEDIA



BRIEF OVERVIEW OF VIDEO MARKETING

Video marketing introduces a brand through engaging and persuasive video content. It forms an integral part of any modern marketing strategy.

IMPORTANCE OF VIDEO MARKETING

Video marketing allows practices to illustrate the life-changing effects of their work visually, answer patient questions, build trust, and humanize the practice.

/01 INTRODUCTION

MEMORYMILL
MEDIA

/02 IDENTIFYING THE TARGET AUDIENCE





DEMOGRAPHIC AND PSYCHOGRAPHIC ANALYSIS OF THE TARGET AUDIENCE

The primary target audience would be adults in Dallas who value their appearance and oral health. Psychographically, they seek professionals offering superior cosmetic dental services and demonstrate a commitment to excellence.

DETERMINING THE TYPE OF VIDEO CONTENT THAT WILL RESONATE

Intriguing and educational content that dispels myths about cosmetic dentistry, showcases before-and-after cases, and presents testimonials from satisfied patients will resonate with this audience.

MEMORYMILL
MEDIA

/03 SETTING GOALS AND OBJECTIVES



DEFINING THE PURPOSE OF THE VIDEO MARKETING STRATEGY

The main aim is to elevate brand visibility, boost patient engagement, and expand the patient pool of the Dallas Cosmetic Dentistry practice.



SETTING SMART GOALS AND OBJECTIVES

Goals should be **Specific, Measurable, Achievable, Relevant, and Time-bound**. For example, a goal could be to boost new patient inquiries about cosmetic dental procedures by 25% over the next six months.



MEMORYMILL MEDIA

/04 CREATING A CONTENT PLAN

TYPES OF VIDEOS TO CREATE



1

EDUCATIONAL VIDEOS

Explaining cosmetic dental procedures and their benefits.



2

BEFORE-AND-AFTERS

Visually portraying the transformation of patients' smiles.



3

TESTIMONIAL VIDEOS

Sharing positive reviews and experiences from patients.



4

MEET THE TEAM

Introducing the talented dentists and the team.



5

Q&A SEGMENTS

Addressing common questions about cosmetic dentistry.

MEMORYMILL
MEDIA

CHOOSING THE RIGHT EQUIPMENT AND SOFTWARE

Utilize professional camera equipment and video editing applications to guarantee excellent production quality.

FILMING AND EDITING

Having a shot list during filming is critical. A good shooter will take extra shots. Editing will focus on polishing the video and ensuring brand consistency.



ADDING VOICEOVERS, MUSIC, AND CAPTIONS

Voiceovers, music, and captions add depth to the video, making it more engaging and accessible to a broad audience.

/05 VIDEO PRODUCTION

info@memorymillmedia.com | 832-356-6956 | www.memorymillmedia.com

/06 DISTRIBUTION CHANNELS

1. A YouTube channel boosts its visibility by employing engaging titles, descriptions, and tags.

2. Broadcast video content across social media platforms and make use of platform-specific features like Stories and Reels.

3. Incorporate videos on the practice's website to increase traffic and time spent on site.

4. Streaming ads are advertisements delivered directly to viewers over the internet via streaming video services, offering doctors the chance to reach new audiences at scale.

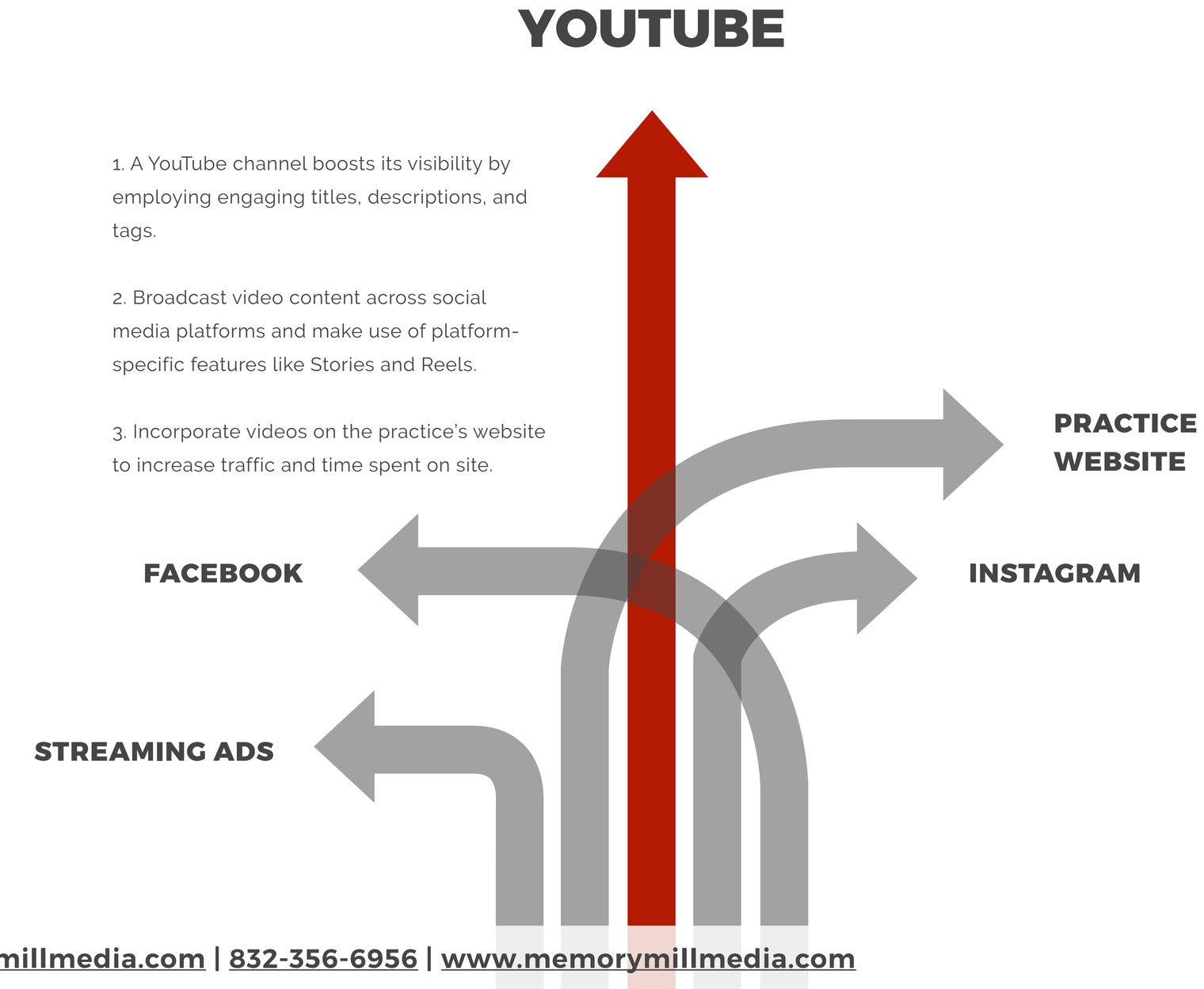

MEMORYMILL
MEDIA



/07 MEASURING SUCCESS

78%

Track your KPIs

DEFINING PERFORMANCE METRICS

Set clear performance metrics like number of video views, engagement rates, traffic on the website originating from video content, and increase in appointment requests.

ANALYZING AND REPORTING ON THE RESULTS

Regularly analyze video performance using reliable analytics tools. Use the insights gained to rebalance your strategy, stimulate continued growth, and enhance audience patronage.



MEMORYMILL
MEDIA

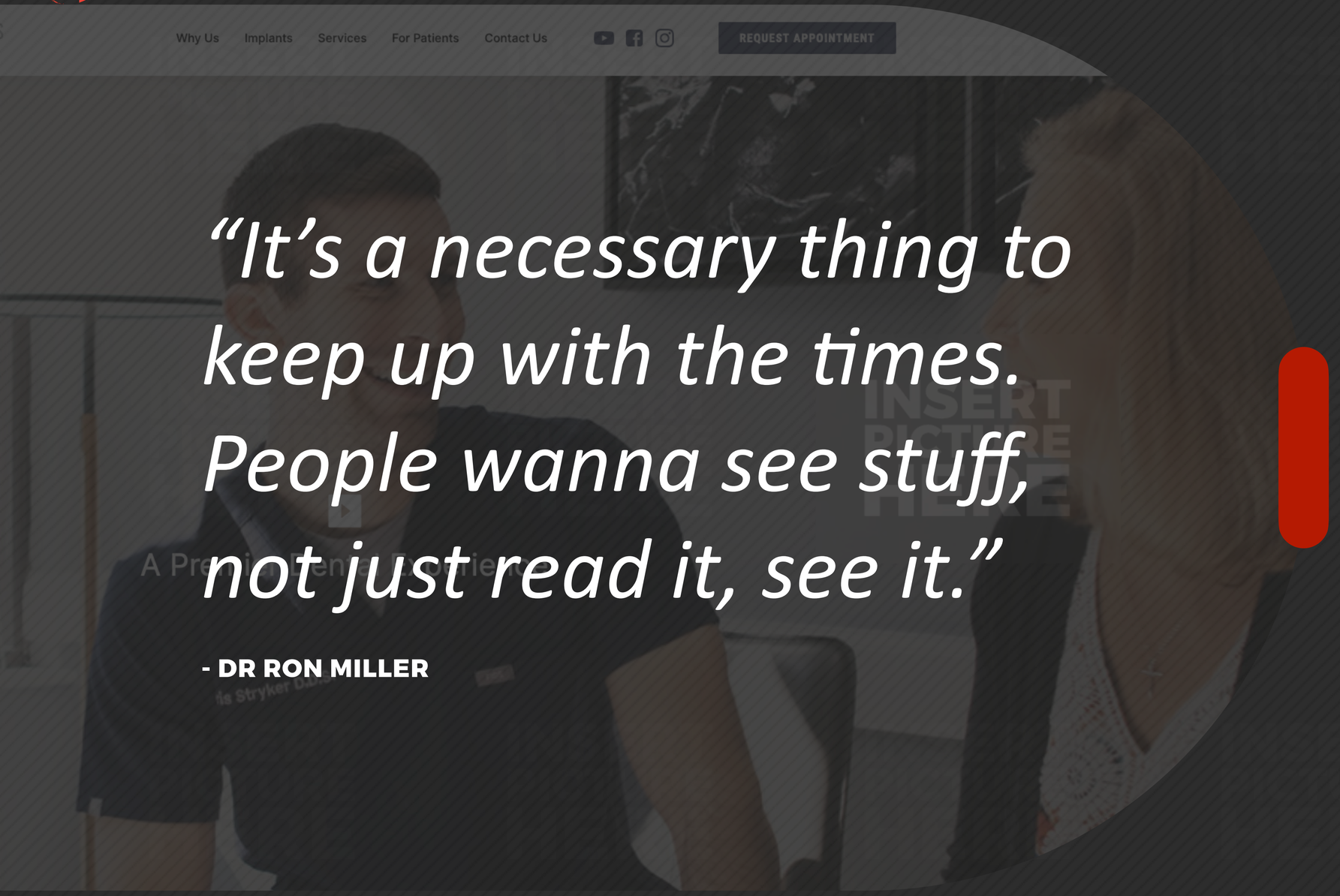

“It’s a necessary thing to keep up with the times. People wanna see stuff, not just read it, see it.”

- DR RON MILLER

WHAT DO YOUR COLLEAGUES SAY?

info@memorymillmedia.com | 832-356-6956 | www.memorymillmedia.com

MEMORYMILL MEDIA

TYPES OF MARKETING VIDEOS



MEMORYMILL
MEDIA

Video marketing offers a plethora of formats that you can leverage to showcase your services, build relationships, and educate your patients. Here are some video types you can take advantage of.

DENTAL VIDEOS



WELCOME VIDEOS.
Overview of who you are, what you offer, and what makes you special.



EDUCATIONAL VIDEOS.
Position yourself as an expert and resource in the field.

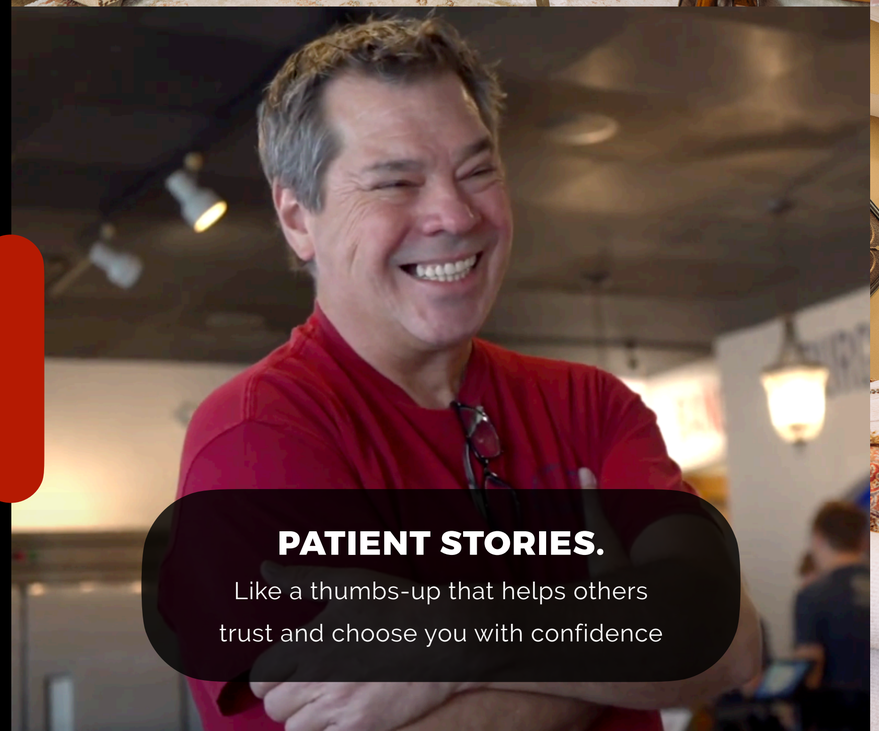

PATIENT STORIES.
Like a thumbs-up that helps others trust and choose you with confidence



VIRTUAL OFFICE TOURS.
Make patients feel more comfortable before their visit.

MEMORYMILL
MEDIA

Video marketing offers a plethora of formats that you can leverage to showcase your services, build relationships, and educate your patients. Here are some video types you can take advantage of.

DENTAL VIDEOS

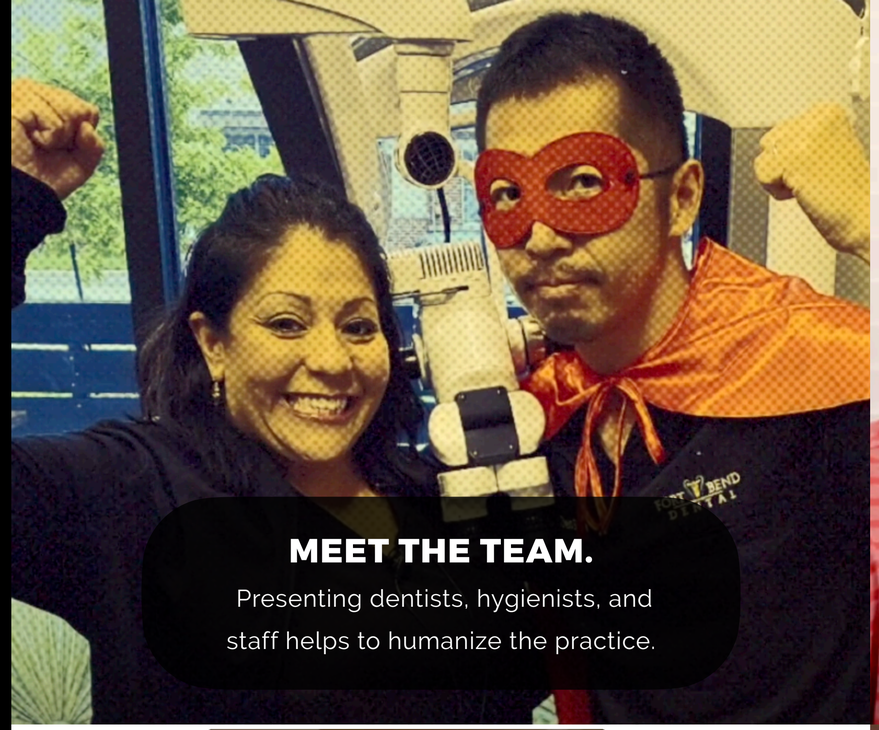

MEET THE TEAM.

Presenting dentists, hygienists, and staff helps to humanize the practice.



Q&A VIDEOS.

Answering patients questions show you're listening, enhancing rapport.



SOCIAL REELS/SHORTS.

Quick, engaging videos that build social proof and engagement.



COMMERCIALS.

Highlight seasonal specials or specific services as a direct Call-to-Action.

MEMORYMILL
MEDIA

COMMERCIAL BREAK

Text or call 832-356-6956 to get started.

IMAGINE

Increasing your patient base through the power of engaging video content.

OUR PROMISE

Is to produce expertly crafted videos to elevate your dental practice's profile and appeal.

SEE RESULTS

Join the countless dental practices experiencing unprecedented growth with our videos.

TAKE ACTION

Don't let your competitors get ahead. Take the first step with us today.



MEMORYMILL
MEDIA



OUR VIDEO PRODUCTION PROCESS

Our video production process for doctors who need videos regularly involves careful efficient planning, scheduling & filming, putting it together and checking them over. Here's a quick look at each step.

MEMORYMILL
MEDIA

/01 PRE-PRODUCTION

In case air travel is needed, we will take this into account and arrive a day early to start fresh the next day, and stay overnight after the shoot in case we need to re-shoot.



BRIEFING

Discovery stage where we discuss the videos you need and the message you wish to convey, as well as the distribution channels.

PLANNING

This is where we plan the production schedule, considering air travel, the deadline for each video, as well as your practice's schedule. Come up with a shot list covering all our bases to capture as much content as possible for this and other videos.

MEMORYMILL
MEDIA

/02
PRODUCTION



REVIEW

At the end of each filming day we will review all the footage to ensure we have everything we need. If needed we use the buffer time before our return flight to re-shoot.

We always show up early to ensure all equipment is ready and working.

SHOOTING

We follow the shot lists for each video, capturing all required footage. This might take several days depending on the number of videos we're shooting per day.

DIRECTING

Guide doctors and pre-approved patients and oversee the filming to ensure the vision for the video is achieved, and all needed shots are taken.

MEMORYMILL
MEDIA

/03 POST-PRODUCTION

Our online review system is called Kollaborate and it allows our doctors and their marketing teams to instantly review and comment on the video frame by frame. All comments show up on our timeline for quick turnover.

01 We begin with sound editing, building the narrative from interviews and adding a music track.

02 We then add b-roll footage to match the storyline, adjusting for timing and flow.

03 Add any graphics, texts, or color correction to enhance the video's visual appeal.

04 We then send you drafts for feedback, making any necessary revisions.



MEMORYMILL
MEDIA

/04
DISTRIBUTION & EVALUATION

This is usually done by you or your marketing team. If you need our assistance in deploying your videos please discuss it with our team and we'll be happy to help.

Note: Producing videos for doctors at scale is a continuous process – we learn from what worked, tweak our plan, and make the next videos even better, keeping your content fresh and relevant.



info@memorymillmedia.com | 832-356-6956 | www.memorymillmedia.com

MEMORYMILL
MEDIA

9

HOW TO PROMOTE YOUR VIDEOS

Dental marketing videos can be distributed across various channels to maximize reach and engagement with potential patients. Here are some of the most effective distribution channels.

SOCIAL MEDIA

Using social platforms can help reach a broad audience, including their networks through sharing and recommendations.

YOUTUBE

Is a central place where patients can discover your services via organic search or paid advertising.

PRACTICE WEBSITE

Embedding videos on your practice's website can improve SEO and keep visitors engaged longer.

MEMORYMILL MEDIA



A BALANCED MIX

Using a combination of these channels ensures that your practice's video marketing maximizes audience reach, retaining current patients and attracting new ones through many touch-points.

NEWSLETTERS

Sending videos directly to patients keeps the practice top-of-mind.

PAID ADS

Platforms like Google Ads can help reach a targeted audience.

WAITING ROOMS

Inform and educate patients while they wait, potentially cross-selling services.

DIRECTORIES

Posting videos where patients might be looking for your services can increase visibility

LOCAL EVENTS

Sharing videos on community websites might attract nearby residents looking for dental services.

NETWORKS

Networks like LinkedIn can create referrals through professional connections.

info@memorymillmedia.com | 832-356-6956 | www.memorymillmedia.com

MEMORYMILL
MEDIA

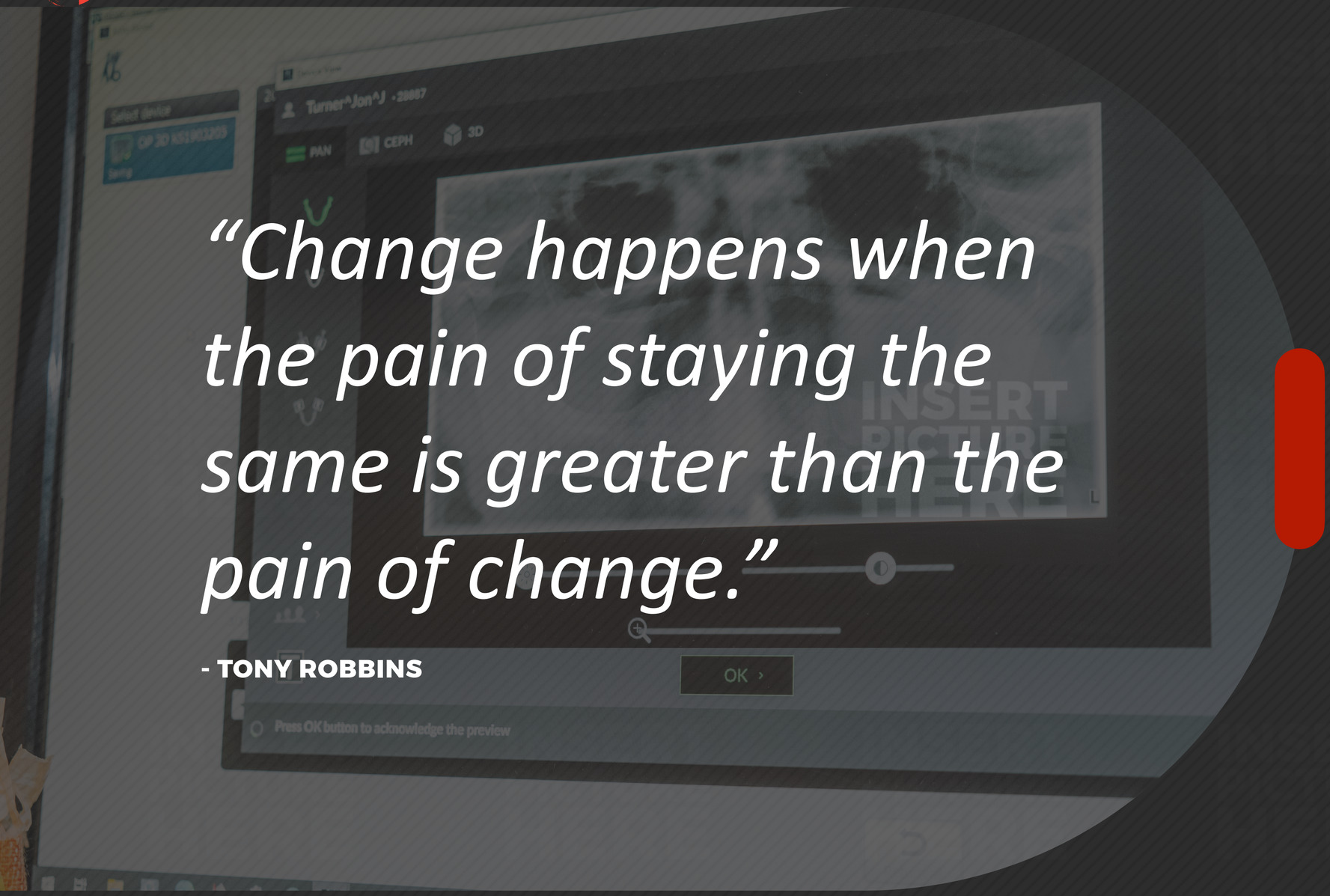

“Change happens when the pain of staying the same is greater than the pain of change.”

- TONY ROBBINS

QUOTE OF THE DAY

info@memorymillmedia.com | 832-356-6956 | www.memorymillmedia.com

MEMORYMILL
MEDIA

MONITOR YOUR SUCCESS



MEMORYMILL MEDIA

BEHAVIOR

Awareness grows exponentially the more people engage with your videos. These metrics quantify four types of engagement.

01

VIEWS & WATCH TIME

How many times the video was watched, available through Analytics, Insights etc. Watch time shows how engaging your content is.

02

LIKES, SHARES & COMMENTS

A high number of likes, shares, and positive comments indicate content resonates with your viewers and how viral your video is.

03

VIDEO HEATMAPS

Display the parts of the video that were watched, rewatched, or skipped. Gives deeper insight into what's working or not in your video.

04

SUBSCRIBER GROWTH

If your video was posted on a platform that allows for followers or subscriber, monitor the change in your subscriber count after posting the video.

MEMORYMILL MEDIA

CONVERSION & SEO

Specific metrics that show how many people took action vs viewers. Social media linking back to your website improves your SEO.

01

CTR & CONVERSION RATE

If your video has a call-to-action, monitor viewers to know how your video is driving traffic. Tracking conversions coming from your video shows its effectiveness.

02

LEAD COST

This is the dollar value of each conversion. It's conversions divided by ad spend, showing overall strategy outcome.

03

SOCIAL MEDIA MENTIONS

Social media mentions tools like Google Alerts tracks if your videos are being discussed.

04

SEO RANKINGS

If one of your goals is to improve SEO, use Google Analytics to monitor if your video is increasing traffic to your website from search engines.

info@memorymillmedia.com | 832-356-6956 | www.memorymillmedia.com

MEMORYMILL MEDIA

"No more spending money on mailers that get thrown in the trash" - DR RON MILLER



YOU DON'T NEED SUPER POWERS TO GROW YOUR PRACTICE, YOU JUST NEED SUPER VIDEOS.

READY FOR TAKEOFF?

SEE RESULTS AS EARLY AS NEXT MONTH

MEMORYMILL
MEDIA



BONUS

You've reached this point, which shows you're all in on the digital revolution - awesome work! I'm truly impressed by your determination to expand your dental practice. And because you're doing so great, I've got a special little something to share with you.

Continue to next page —>

MEMORYMILL MEDIA

A FULL YEAR SOCIAL MEDIA STRATEGY TEMPLATE!

VISION

Strategic Planning

1 GOALS

2 PLATFORMS TO USE

WHAT TO POST

Content Creation & Scheduling

1 QUARTERLY FOCUS THEMES

2 CONTENT TYPES

3 MONTHLY PLAN

ANALYSIS

Monitoring & Tweaking

1 ENGAGEMENT TACTICS

2 MEASUREMENT TECHNIQUES

3 POSTING FREQUENCY

EXTRAS

Because You're Awesome

1 ULTIMATE CHECKLIST

2 CONTENT IDEAS AND SO MUCH MORE!

MEMORYMILL
MEDIA

GET A FULL YEAR SOCIAL MEDIA VIDEO STRATEGY TEMPLATE

I didn't want to make this guide super long. If you want to get your hands on our social media strategy template, drop me an email right now and I'll email it to you.



ZACH@MEMORYMILLMEDIA.COM

Shoot me an email and I'll send you our strategy template right away.

MEMORYMILL
MEDIA



THANK YOU!