

Step 1: Understand the Flow of Activities for a Rehab Project

Step 2: Gather Essential Project Details

- Key Inputs**
- Project Scope**
- Material Costs**
- Labor Rates**
- Location-Specific Factors**

PRO-TIP:
"Be as specific as possible to get accurate AI-generated estimates."



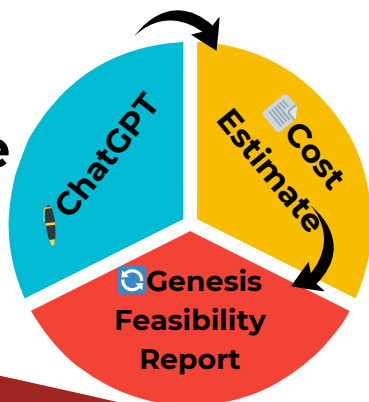
Step 3: Draft an Initial ChatGPT Prompt

Example Prompt
"Generate a detailed cost estimate for wiring a 2,400 sq. ft. residential home in Chicago, IL, including labor, average material costs, and permit fees. Assume mid-range fixtures and standard building codes."

Step 4: Refine & Validate the Estimate

- Compare with local rates
- Adjust labor costs based on project complexity
- Verify materials pricing with suppliers

Step 5: Integrate with Genesis




Step 6: Final Checks & Best Practices

- Keep records of ChatGPT iterations.
- Consult real-world cost databases for final validation.
- Use Genesis to streamline updates.

Ready to Learn More?

Join Us in April for the
**Real Estate Marketing Mastermind
Weekend!**

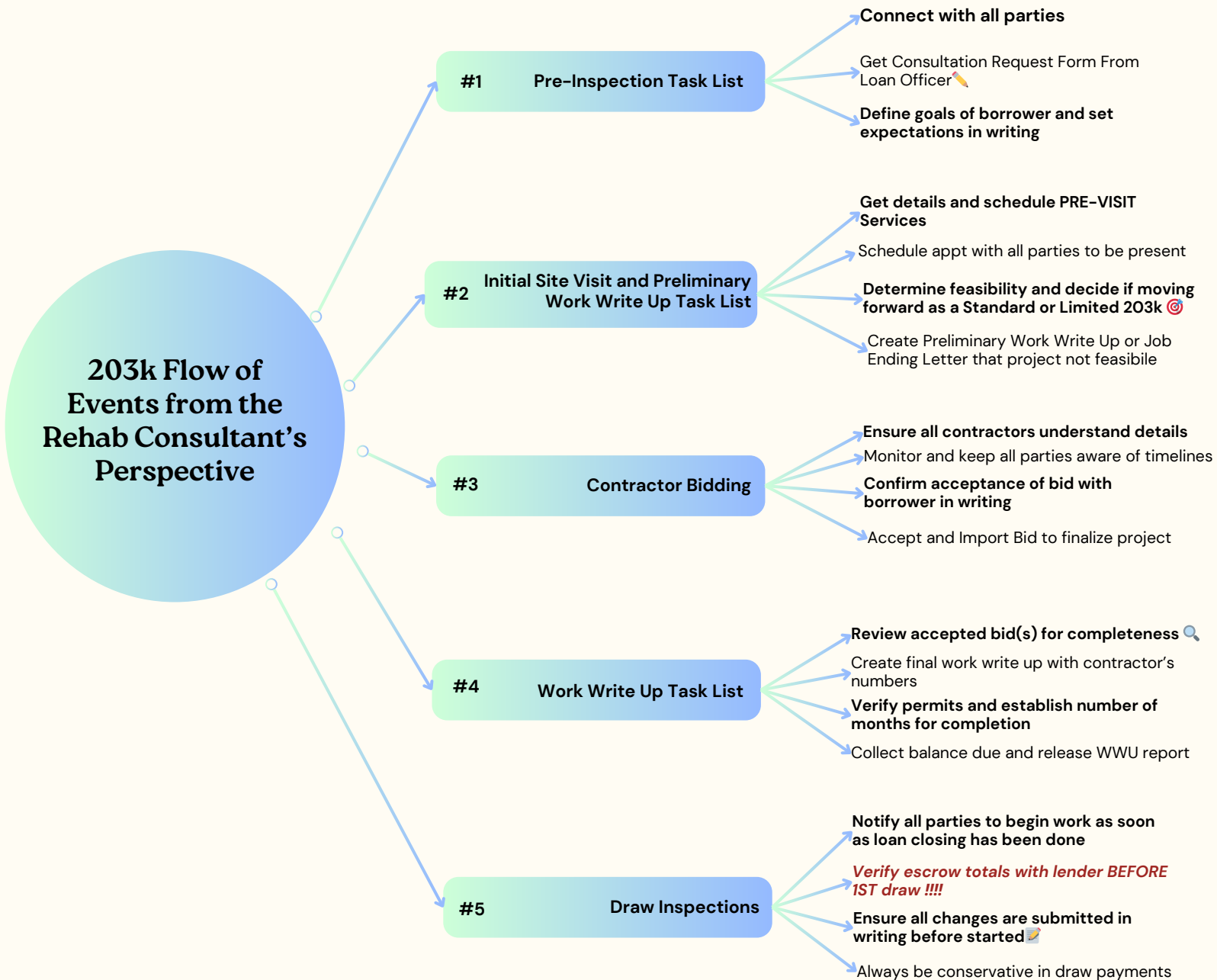
<https://event.nafhac.org/2025marketingmastermind>



Flow of Activities for a Rehab Project



① The flow of the 203k Rehab Project can be as successful as the process used to maintain the flow of the activities. Below is an overview of the tasks and responsibilities known to all NAFHAC consultant.



Each one of these 5 task items are explained in detail in the video series found in the NAFHAC Dashboard for all members.