



# Discover Your Stress & Recovery Pattern

Get clarity, understand your stress patterns, and discover what actually works for your mind in just 7 minutes.





# Unlock Your Natural Strengths Under Stress

## Discover Your Resilience Type

---

Stress, overwhelm, and burnout are part of modern life — but how you respond to challenges is unique to you. Some people bounce back quickly, others feel drained, and some thrive under pressure while others struggle to keep pace.

This assessment helps you understand your natural resilience style, giving you the insights and tools to handle stress, perform at your best, and live a more balanced, empowered life.



- ✓ Identify your **natural resilience style** and how you respond to stress.
- ✓ Understand **your strengths** and how to leverage them in work and life.
- ✓ Learn growth strategies to improve your ability to **recover, stay focused, and perform under pressure.**
- ✓ Gain clarity on how to **create habits and routines** that support your mental, emotional, and physical well-being.

## WHY THIS MATTERS?

---

Knowing your resilience type is a game-changer because it gives you a **personalized blueprint** for how you handle pressure, uncertainty, and change. Instead of trying to fit into productivity trends or coping styles that don't match who you are, you'll finally understand **your natural strengths — and how to use them intentionally.**



## HOW TO DO THIS ASSESSMENT?

---

This assessment is simple — just choose the answer that feels most true for you right now. There are no right or wrong answers.

1. Read each question carefully.
2. Select the option (A–E) that best reflects your natural tendency.
3. Trust your first instinct rather than overthinking.
4. When you're done, total how many A, B, C, D, and E answers you selected.
5. Your highest letter score reveals your primary Resilience Type.

If two letters are tied, you may have a blend of resilience traits — which means you can draw strength from more than one style.



# Part 1

## Stress Response

---

### 1. When faced with an unexpected challenge, I usually...

- A) Take a step back and analyze before responding
- B) Jump in and act immediately
- C) Stay calm and adapt naturally
- D) Focus on one task at a time
- E) Feel overwhelmed and try to handle everything at once

### 2. My reaction to criticism is...

- A) Reflect and adjust
- B) Take immediate action to fix it
- C) Accept it and move on
- D) Process it slowly and steadily
- E) Feel pressured to change everything

### 3. When deadlines pile up, I...

- A) Make a prioritized plan
- B) Tackle whatever feels urgent first
- C) Stay calm and chip away
- D) Focus on one thing at a time
- E) Try to do everything at once

### 4. During high-pressure situations, my energy is...

- A) Focused and steady
- B) Intense and fast
- C) Balanced and calm
- D) Slow but reliable
- E) High but scattered

### 5. My coping strategy when stressed is...

- A) Reflection and planning
- B) Taking immediate action
- C) Mindfulness or reset routines
- D) Slow problem-solving
- E) Multi-tasking to "fix everything"



## Part 2

# Mindset & Emotional Regulation

---

### 6. When things don't go as planned, I...

- A) Analyze why and adjust
- B) Try a different approach right away
- C) Accept it and move on
- D) Take time to adjust
- E) Feel frustrated and try to control everything

### 7. I handle criticism best when...

- A) I can reflect in private
- B) I can act immediately
- C) I don't take it personally
- D) I integrate it slowly
- E) I overcompensate because I feel anxious

### 8. I feel most resilient when...

- A) I have time to plan and strategize
- B) I take decisive action
- C) I adapt easily
- D) I maintain steady progress
- E) I push myself hard to accomplish everything

### 9. When I experience emotional setbacks, I...

- A) Reflect on the lessons
- B) Take bold action to move forward
- C) Reset and refocus calmly
- D) Work through it slowly
- E) Get overwhelmed and overreact

### 10. I manage uncertainty by...

- A) Gathering information
- B) Taking immediate steps
- C) Staying flexible
- D) Proceeding carefully and steadily
- E) Juggling multiple solutions at once



## Part 3

# Productivity & Performance

---

### 11. My work style is best described as...

- A) Thoughtful and deliberate
- B) Fast and action-oriented
- C) Consistent and adaptable
- D) Methodical and steady
- E) Intense but scattered

### 12. I prioritize tasks by...

- A) Analyzing urgency and importance
- B) Tackling what feels pressing
- C) Adjusting based on context
- D) Following a routine or schedule
- E) Doing everything at once

### 13. When handling multiple projects, I...

- A) Plan and sequence them
- B) Jump between tasks as needed
- C) Manage without stress
- D) Complete steadily, one at a time
- E) Feel frazzled but keep pushing

### 14. When learning something new, I...

- A) Research thoroughly
- B) Try it immediately
- C) Adapt gradually and confidently
- D) Go step by step
- E) Try to learn everything at once

### 15. My focus style is...

- A) Analytical and reflective
- B) Quick and reactive
- C) Calm and sustained
- D) Steady and methodical
- E) Distracted but intense



## Part 4

# Health & Recovery

---

### 16. My sleep habits are...

- A) Variable; I get stuck in my head
- B) Erratic; I push through tiredness
- C) Balanced; I keep healthy routines
- D) Consistent but slow to shift
- E) Irregular; I stay up finishing tasks

### 17. My movement or exercise habits are...

- A) Thoughtful but inconsistent
- B) Spontadic and high-energy
- C) Regular and balanced
- D) Steady but minimal
- E) Inconsistent because I feel overwhelmed

### 18. My nutrition and energy levels are...

- A) Thoughtful but inconsistent
- B) Fueled by bursts of activity
- C) Balanced and connected to my body's needs
- D) Regular and predictable
- E) Erratic; I skip meals or eat quickly when stressed

### 19. My downtime or self-care is...

- A) Intentional but inconsistent
- B) Sporadic and based on energy
- C) Balanced and integrated
- D) Planned and steady
- E) Minimal; hard to maintain

### 20. After a stressful day, I usually...

- A) Journal, reflect, or plan next steps
- B) Try to resolve unfinished tasks
- C) Use mindfulness or movement to reset
- D) Follow my usual calming routines
- E) Multi-task or push through more work

# A

# Reflective Analyzer

---

## Overview

You process stress by slowing down, observing, and thinking things through. You're introspective, analytical, and naturally insightful — someone who likes to understand why before making a move. Your strength lies in clarity and thoughtful action.

## Your Strengths:

- You make grounded, strategic decisions
- You rarely react impulsively
- You notice patterns and see what others miss
- You learn quickly from experience

## Your Challenges:

- Overthinking under pressure
- Taking too long to act
- Getting stuck in planning mode
- Difficulty letting go of mistakes
- Mental fatigue from constant analysis

## What Helps You Thrive

1. Set time limits for decisions.

Give yourself a defined window to evaluate — then act.

2. Use structured thinking tools.

Journaling prompts, mind maps, and checklists help you stay out of overwhelm.

3. Create “minimum viable actions.”

Take a small step even when you don't feel ready — it breaks the analysis spiral.

4. Schedule mental recovery.

Your brain needs decompression to stay sharp. Prioritize rest.

## Your Growth Edge

Learning to move forward without perfect clarity will help you build agility, confidence, and momentum.

# B

# The Energized Reactor

---

## Overview

You handle stress through movement and fast action. You're decisive, bold, and quick to respond — often the first person to jump in when things get chaotic. Your strength is your fearless momentum.

### Your Strengths:

- You take action instantly
- You're adaptable in emergencies
- You're energized by challenges
- You inspire others with your drive
- You don't get stuck in hesitation

### Your Challenges:

- Acting too quickly without thinking
- Burning out from constant intensity
- Overcommitting
- Emotional impulsiveness
- Difficulty slowing down

## What Helps You Thrive

1. Pause before responding.

A 5–10 second reset dramatically increases focus and clarity.

2. Channel energy strategically.

Choose 1–2 top priorities and let the rest wait.

3. Practice grounding routines.

Cold exposure, breathwork, or a 3-minute pause can help you regulate intensity.

4. Build sustainable rhythms.

Consistency protects you from burnout.

## Your Growth Edge

Introducing more intentionality will help you amplify your strengths without draining your mental, emotional, and physical reserves.

# C

# The Bounce-Backer

---

## Overview

You handle stress with calm adaptability. You reset quickly, move on easily, and rarely stay stuck for long. People often turn to you for stability because you remain grounded even in chaos.

## Your Strengths:

- You recover quickly from setbacks
- You handle uncertainty with ease
- You're emotionally steady and flexible
- You don't catastrophize
- You maintain balance naturally

## Your Challenges:

- Avoiding difficult emotions
- Underestimating stress until it builds
- Downplaying needs or boundaries
- Taking on too much because "it's fine"
- Staying too flexible without direction

## What Helps You Thrive

1. Reflect more deeply.

You move on fast — but sometimes you skip the lesson.

2. Strengthen boundaries.

Your calm energy can attract others' demands.

3. Set clearer goals.

You're adaptable, but you thrive with direction.

4. Build micro-recovery into your day.

Short resets work beautifully for your temperament.

## Your Growth Edge

Becoming more intentional with your emotional and time boundaries will help you show up with even more clarity and power.

# D

## The Steady Builder

---

### Overview

You handle life through consistency, structure, and gradual progress. You're reliable, patient, and grounded — someone who thrives with routines and step-by-step growth. Your resilience comes from steadiness, not speed.

### Your Strengths:

- You're consistent and dependable
- You stay calm during long stress cycles
- You build sustainable habits
- You don't rush or panic
- You follow through on commitments

### Your Challenges:

- Struggling to adapt quickly
- Getting overwhelmed by big changes
- Being too cautious or slow to shift
- Holding onto routines too tightly
- Difficulty recovering after sudden pressure

### What Helps You Thrive

1. Increase flexibility gently.

Exposure to small, controlled challenges increases adaptability.

2. Break tasks into micro-steps.

Your brain loves structure — leverage it.

3. Practice quick reset techniques.

Temperature resets, breathwork, or posture shifts help you regain balance.

4. Build momentum through consistency.

Small wins create long-term resilience for you.

### Your Growth Edge

Cultivating agility will make you even more resilient — without sacrificing the steadiness that makes you strong.

# E

# The Overwhelmed Achiever

---

## Overview

You are ambitious, driven, and deeply invested in doing well — but your resilience is often overridden by pressure, perfectionism, and taking on too much at once.. You're capable and hardworking but often run at the edge of overload.

### Your Strengths:

- High motivation
- Strong work ethic
- Big vision and big heart
- Deep sense of responsibility
- Capacity to handle a lot

### Your Challenges:

- Taking on too much
- Chronic overwhelm
- Difficulty resting
- Feeling “never enough”
- Emotional reactivity under pressure

## What Helps You Thrive

1. Reduce the mental load.

Simplify your to-do lists and commitments — less is more.

2. Practice single-tasking.

Focus calms your nervous system and increases performance.

3. Build supportive recovery routines.

Your system needs reliable downtime to reset.

4. Reframe productivity.

Progress > perfection. Consistency > intensity.

## Your Growth Edge

Learning to slow down, regulate, and set boundaries will elevate your performance — and protect your wellbeing long-term.





# Thank You


We hope this assessment gave you clarity and a few meaningful insights about how you handle stress and where your growth edges are. If you want personalized guidance and support for you and your team, we'd love to talk

Here's to more clarity, resilience, and ease in your next chapter!

## Let's Connect

 [info@calderamethod.com](mailto:info@calderamethod.com)

 [www.calderamethod.com](http://www.calderamethod.com)

 Los Angeles, CA. *Serving clients worldwide.*