

Healing from Home: Ayurvedic Remedies for Cold and Cough Relief

This ebook explores Ayurvedic remedies for treating common cold and cough symptoms using simple, accessible ingredients available worldwide. It covers the Ayurvedic perspective on respiratory conditions, essential ingredients for relief, remedy recipes, and tips for prevention and general health maintenance.



by **The School of Breath**

Introduction to Ayurveda and Natural Healing

Ayurveda is a holistic approach to health, emphasizing balance, prevention, and natural remedies. Unlike conventional treatments that focus only on symptoms, Ayurveda seeks to restore the body's equilibrium. This ebook focuses on simple, accessible Ayurvedic remedies to treat common cold and cough symptoms with ingredients available worldwide.

Understanding Cold and Cough in Ayurveda

The Ayurvedic Perspective on Illness: in Ayurveda, respiratory conditions like cold and cough result from imbalances in the doshas—Vata, Pitta, and Kapha. Most cold and cough ailments stem from aggravated Kapha, characterized by mucus buildup, congestion, and a general feeling of heaviness. Vata can also play a role, contributing to a dry throat, chills, and soreness.

Recognizing Symptoms of Imbalance

- Kapha Symptoms: Mucus, sinus congestion, cough.
- Vata Symptoms: Dry throat, soreness, chills, and sometimes hoarseness.

By understanding these symptoms in the Ayurvedic context, we can select remedies that target both the causes and symptoms of respiratory discomfort.

Essential Ingredients for Cold and Cough Relief



Ginger

Properties: Anti-inflammatory, warming, and anti-nausea.

Benefits: Known for improving blood circulation, warming the body, and reducing respiratory inflammation, ginger helps ease sore throats and clear mucus

12

Turmeric

Properties: Anti-inflammatory, antioxidant, and antiviral.

Benefits: Turmeric's active compound, curcumin, fights off respiratory infections and supports immune health

Black Pepper

Properties: Warming and anti-inflammatory.

Benefits: Enhances the bioavailability of other herbs like turmeric and helps clear respiratory pathways



Tulsi (Holy Basil)

Properties: Antimicrobial and adaptogenic.

Benefits: Called the "Queen of Herbs," Tulsi is effective for respiratory health, reducing cough and congestion



Honey

Properties: Antioxidant and natural cough suppressant.

Benefits: Honey coats the throat, reducing cough and soothing irritation

Remedy Recipes

Each recipe uses these ingredients to maximize their natural properties for effective relief.

1

Recipe 1: Ginger-Tulsi Tea

Ingredients:

1. 1-2 inches fresh ginger, sliced
2. 8-10 fresh Tulsi leaves (or 1 teaspoon dried Tulsi)
3. 1/2 teaspoon black pepper
4. 1 teaspoon honey (optional)

Instructions:

1. Boil 2 cups of water with ginger slices, Tulsi leaves, and black pepper.
2. Simmer for 5-7 minutes, strain, and add honey if desired.

How It Works: Ginger reduces inflammation, Tulsi clears congestion, and black pepper provides warmth. This combination supports the immune system and relieves cold symptoms.

2

Recipe 2: Turmeric-Honey Milk

Ingredients:

1. 1/2 teaspoon turmeric powder
2. 1 pinch black pepper
3. 1 cup warm milk (dairy or plant-based)
4. 1 teaspoon honey

Instructions: Warm the milk, stir in turmeric and black pepper, and add honey after cooling slightly.

How It Works: Black pepper enhances the bioavailability of turmeric's curcumin, a powerful anti-inflammatory compound. This blend is soothing and ideal before bed

3

Recipe 3: Herbal Steam Inhalation

Ingredients:

1. 3-5 drops eucalyptus or peppermint oil
2. Bowl of hot water

Instructions: Add essential oil to hot water, cover your head with a towel, and inhale deeply.

How It Works: Eucalyptus and peppermint oils open up nasal passages and reduce respiratory inflammation



More Remedy Recipes

1

Recipe 4: Pepper-Ginger Concoction

Ingredients:

1. 1/4 teaspoon ground black pepper
2. 1 tablespoon fresh ginger juice
3. 1 teaspoon honey

Instructions: Mix pepper, ginger juice, and honey, and consume twice daily.

How It Works: The piperine in black pepper increases the absorption of gingerol, supporting immunity and easing congestion

2

Recipe 5: Salt and Warm Water Gargle

Ingredients:

1. 1/2 teaspoon salt
2. 1 cup warm water

Instructions: Dissolve salt in warm water, gargle for 15-30 seconds, and repeat as needed.

How It Works: The salt draws out fluids from inflamed tissues, relieving throat swelling. This method also has mild antimicrobial effects, helping to clear out bacteria and viruses.

Tips for Prevention and General Health Maintenance

Daily Ayurvedic Practices

- Tongue Scraping: Removes toxins, improving digestion and immunity.
- Oil Pulling: Using coconut or sesame oil, this practice draws out toxins from the mouth, promoting oral and immune health.
- Herbal Teas: Regular teas with ginger, turmeric, or Tulsi can support daily immunity and respiratory health.

Seasonal Routines

- Winter: Focus on warming foods, spices, and hydration.
- Spring: Prioritize herbs like Tulsi and black pepper for cleansing mucus buildup.

Conclusion

In Ayurvedic tradition, cold and cough remedies are not just about relieving symptoms but about bringing the body back into balance. With these simple, accessible remedies, you can take control of your respiratory health naturally and effectively.

Latest Courses



 www.meditatewithabhi.com



12-DAY BREATHWORK TO ACTIVATE YOUR THIRD EYE - JOIN TO...

Join the 12-Day Breathwork Challenge to Awaken Your Intuition and Open Your Third Eye. Discover powerful techniques to balance your chakras,...

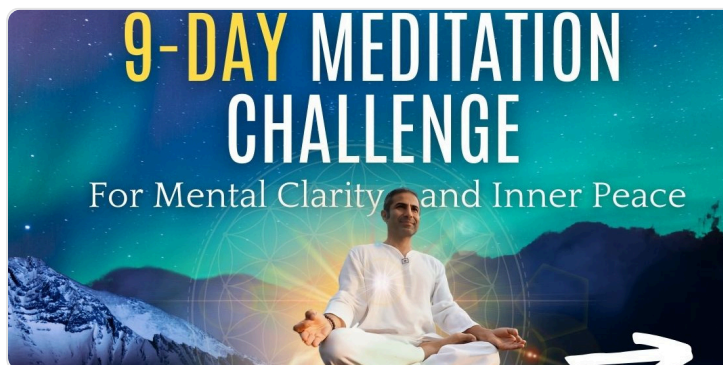


 www.meditatewithabhi.com



9-DAY BREATHWORK FOR BLISS - JOIN TODAY

Experience profound bliss and emotional freedom in 9 days of guided breathwork. Discover powerful techniques to heal and elevate your mind...




 www.meditatewithabhi.com




9-DAY MEDITATION COURSE - JOIN NOW

Transform your life with Meditate with Abhi's exclusive 9-Day Meditation Challenge for mental clarity and inner peace.

Follow us on:



or Scan to Follow:



and Scan to Connect:

