

WHAT IS YOUR LLC'S TEXAS FRANCHISE TAX

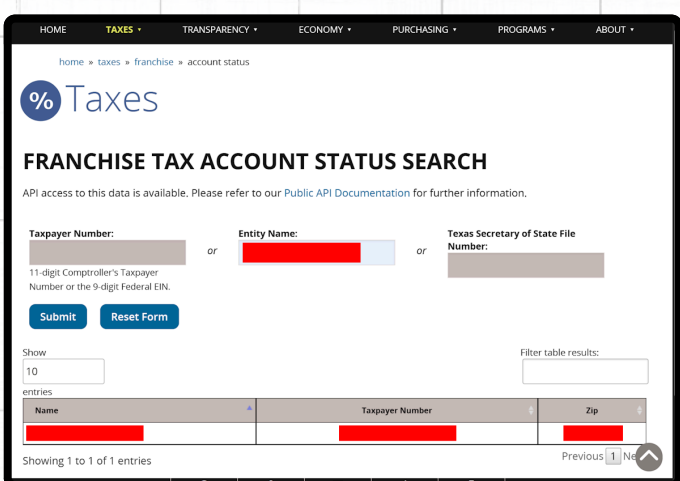
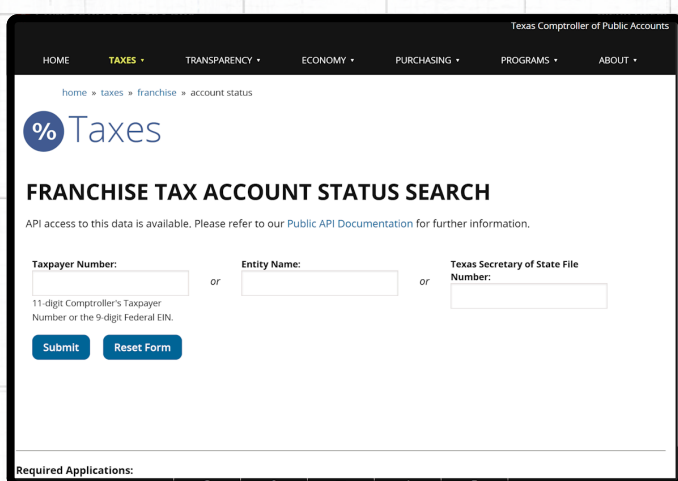
STATUS?



1 - STEP

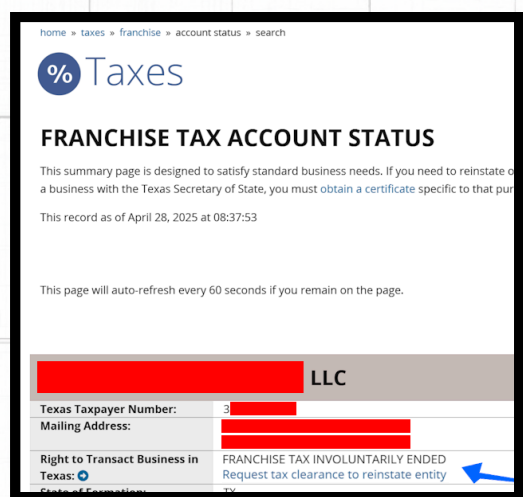
Check your company's status on the Texas Comptroller's website:

<https://comptroller.texas.gov/taxes/franchise/account-status/search>



2 - STEP

When you see your company name, click on it.



3 - STEP

You'll see your company information. Look at the information next to

Right to Transact Business in Texas. This is your company's status.

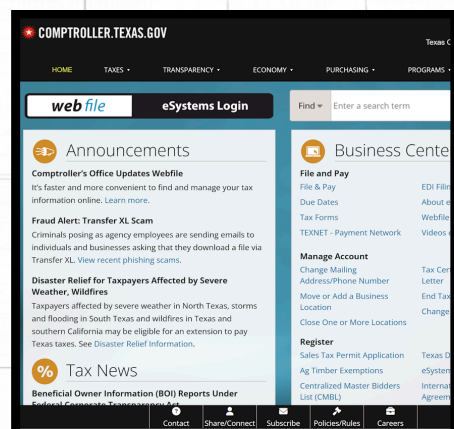


4 - STEP

If you see anything other than ACTIVE in both of these sections, it is likely because you have Franchise Tax filings you need to submit.

5 - STEP

If you need to get your status reinstated, you will need to catch up your filings, pay outstanding taxes/penalties, and get a clearance letter to get reinstated.



My Simple Step-by-Step Guide



6 - STEP

If you want detailed guidance through the process, I've put together my Simple 10 step GUIDE that will walk you through each step you need to take to get your company REINSTATED and back to ACTIVE status.

[Click HERE](#) for the 10 Step Guide.