

Instructions for Grown-Up Helpers

Before your young Keeper begins...

This report is designed to be part of a small but meaningful ritual between your Keeper and CreatureKeeper Headquarters.

Here's how to bring the magic to life:

1. Read through the Fieldguide together
2. Help your Keeper complete the tasks and observations in this report
3. When the report is finished, place it in an envelope addressed to: CreatureKeeper Headquarters
4. Together, post the report in your home mailbox

✨ Then, a little magic...

The following day (or when the moment feels right), place the certificate and a short reply letter from Headquarters into the mailbox for your Keeper to discover.

This small act of wonder turns the experience into something truly unforgettable.

– Dr Pat McAllister

Thaumatologist, CreatureKeeper Headquarters



Gnome Keeper REPORT





CreatureKeeper Headquarters
Official Gnome Investigation Report
Submitted by
Keeper Name:

Keeper Age:

Date of Investigation:


Location of Garden:

- Backyard
 - Community garden
 - Park
 - Forest edge
 - Vegetable garden
 - Other -----
- 
- 

Mission Objective

Today I will investigate whether Gnomes may be working beneath this garden.

My Keeper mission is to:

- Observe the health of plants
 - Look for signs of underground activity
 - Identify possible Gnome burrow locations
 - Help care for the garden
- 

GARDEN HABITAT

Gnomes usually live in burrows under tree roots and garden soil where they care for plants from underground.

Possible Gnome Locations

Look around the garden and list places where a Gnome colony might live.

- 1.
- 2.
- 3.
- 4.

Draw Your Garden Map

Draw the garden or outdoor area and mark places such as:

- trees
- vegetable patches
- stones
- mushroom areas
- possible Gnome burrows



SIGNS OF GNOMES

Gnomes leave small clues that they are caring for the garden.

Tick any signs you notice:

- small soil disturbances
- overturned stones
- tiny handmade objects
- plants carefully repaired or bandaged
- weeds growing back after removal
- small fences or barriers around plants

Most Interesting Clue

Describe the most unusual thing you discovered below:



GARDEN HEALTH CHECK

Gnomes help plants grow by caring for the roots and soil underground. Choose one plant in the garden to observe.

Plant Name: _____

How healthy does the plant look?

- very healthy
- healthy
- needs help

Describe what you notice with yes or no:

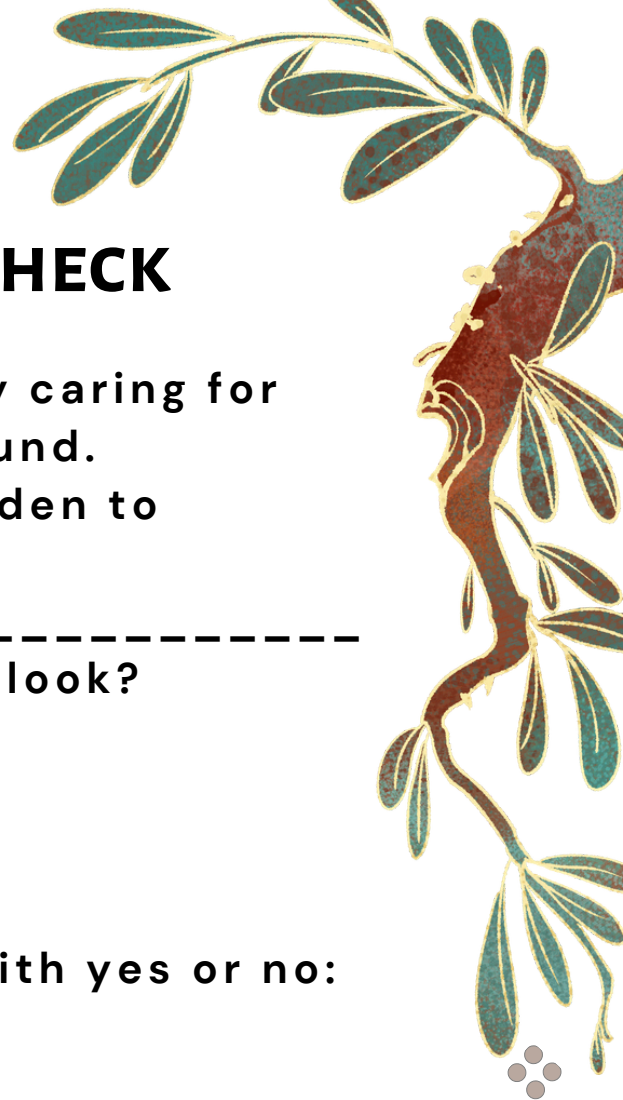
- leaves?
- soil?
- insects?
- nearby plants?

Keeper Action

Today I helped the garden by:

- watering a plant
- leaving vegetables in the soil
- removing rubbish
- planting something new
- protecting a plant

Describe what you did:



KEEPER REFLECTION

Gnomes work quietly beneath gardens to protect plants and animals.

Why do you think Gnomes care so much about gardens?

Final Observation

Do you believe Gnomes might live in this garden?

- Yes
- Possibly
- I need more clues

Explain your answer:



Final Keeper Declaration

I promise to care for my home and respect any Gnomes who may live here.

Keeper Signature:

Date: -----





Society of CreatureKeepers

Dear Keeper,

Your report has safely arrived at CreatureKeeper Headquarters and I must say your observations are quite impressive.

Please continue protecting that special place. The Gnome folk depend greatly upon careful Keepers like you.

Please find your official Gnomekeeper certificate on the next page.

With great pride,

Dr Pat McAllister

A handwritten signature in black ink, appearing to read 'Pat McAllister', written in a cursive style.

Thaumatologist, CreatureKeeper
Headquarters

Gnome Keeper **CERTIFICATE**



This certifies that

Is an Official Gnome Keeper Level 1
for the Society of Creature Keepers (S.O.C.K)

Welcome to the team!

A handwritten signature in black ink, appearing to read 'Dr. McAllister', written over a horizontal line.

Dr McAllister
Head Grandmother
S.O.C.K

A horizontal line for a signature, positioned above the text 'Grown-up helper S.O.C.K'.

Grown-up helper
S.O.C.K

