



★★★★★

Trusted by 5,000+ creators

Watch how this AI tool helps content creators, founders, and marketers make VIRAL content & ads with AI while saving 100's of hours per month




Speechify




amazon.com



Whop



We're the First and ONLY MULTIPLAYER AI in the world! (yes haha you can use AI with friends collaboratively 🤖)



Over 6,000+ customers ❤️ Poppy AI

Get Poppy AI 🚀

Unlock Your Creative Superpowers with Poppy AI

A Simple Guide to Smarter Content Creation, Research & Marketing

Introduction: Why This E-book Matters

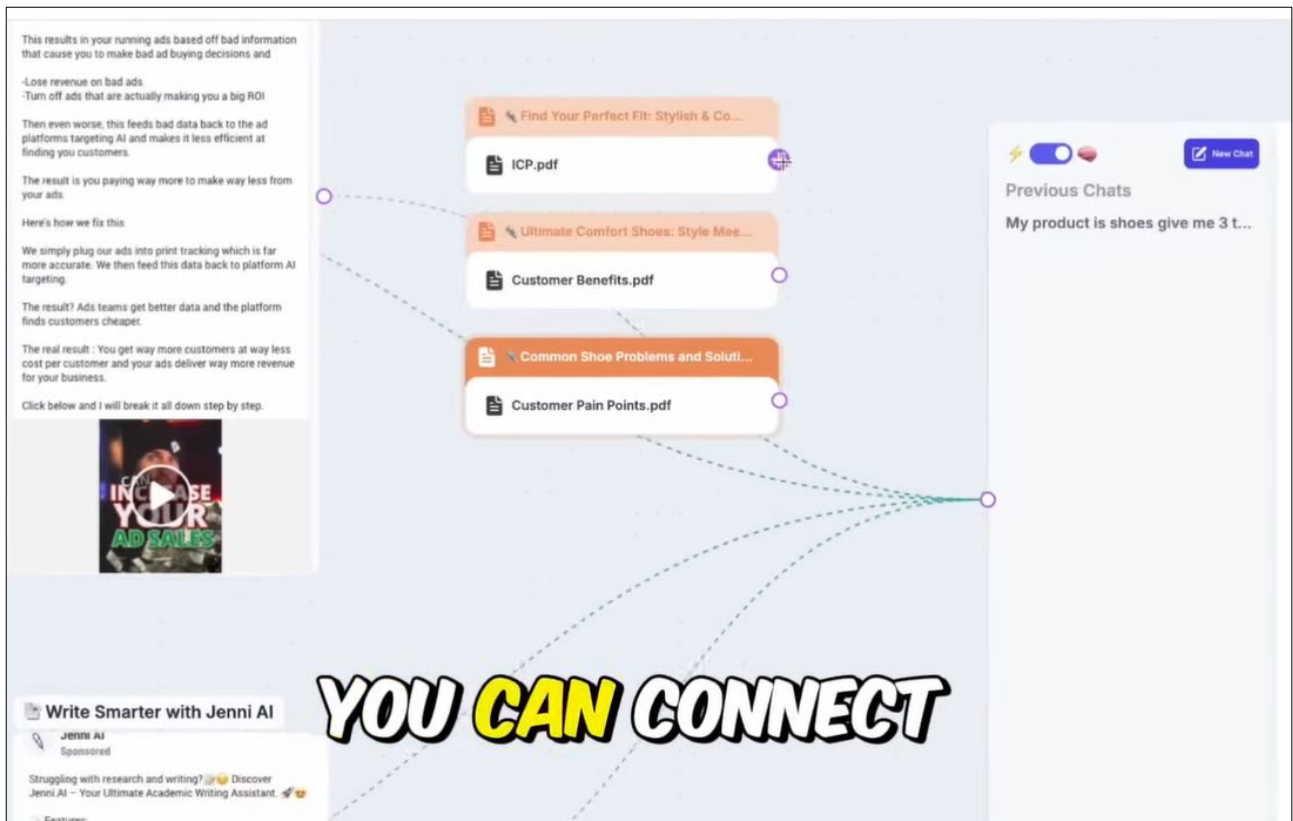
Are you struggling to keep up with the endless demand for content, research, and marketing tasks? Poppy AI is here to change the game. Built for creators, marketers, freelancers, and solopreneurs, this visual AI workspace helps you create smarter, faster, and more consistently—all in one place.

By the end of this e-book, you'll discover how Poppy AI can streamline your creative process, organize your ideas visually, and turn scattered inputs into impactful content.

What is Poppy AI?

Poppy AI is a visual AI-powered assistant designed to simplify content creation, research, and marketing workflows. Unlike traditional AI chat tools, it combines the power of multiple AI models (like ChatGPT and Claude) with a mind-mapping style canvas for seamless organization.

Key Features: - Visual workspace for idea mapping and brainstorming. - Multi-source analysis: Extract insights from YouTube videos, podcasts, PDFs, websites, and images. - Built-in Notion-style editor for drafting and refining content. - Integrated AI models—no need for separate subscriptions. - Works with text, voice, and images.



What Makes Poppy AI Different?

- **Instant Multi-Format Content:** Turn a YouTube video into a blog post, a set of social media captions, and even an email sequence — all in minutes.
- **No Manual Transcription Needed:** Poppy AI **automatically transcribes and analyzes any video** (YouTube, Instagram, TikTok, LinkedIn, or even a Facebook ad) to extract key ideas, hooks, and scripts.
- **Visual & Audio Hook Analysis:** Identifies text-on-screen, visual styles, and even background audio elements that make content go viral.
- **Smart Content Repurposing:** From carousels to captions, Poppy guides you on how to adapt content for each platform — effortlessly.

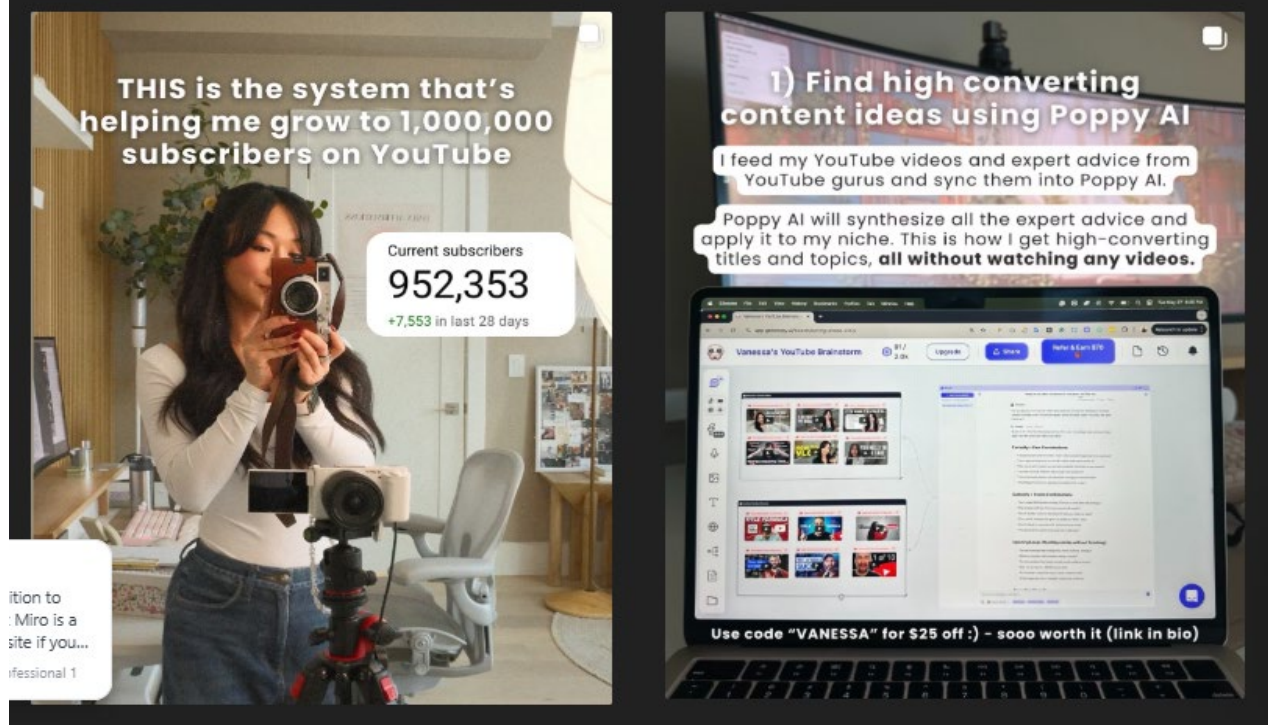


Don't miss out — see how to get started with Poppy AI today!

Core Capabilities That Empower Your Workflow

- **Multi-source input analysis:** Drop in any content (videos, articles, PDFs) and get instant key points.
- **Visual organization:** Drag-and-drop interface to mind map campaigns or content ideas.
- **Content drafting tools:** Create blog posts, emails, or social media content without switching tabs.
- **Template library:** Includes content repurposing, ad copy generation, and script writing tools.

How Vanessa (a YouTuber with 1M subs) is using Poppy AI. 🤖💥



How to Use Poppy AI — Step-by-Step

1. **Set up your visual canvas:** Organize your campaign or project structure.

2. **Add your research:** Drop in articles, YouTube links, podcasts, or PDFs.
3. **Let Poppy AI summarize:** Extract key ideas instantly.
4. **Draft your content:** Use the built-in editor to write posts, newsletters, or ad copy.
5. **Publish or export:** Take your ready-to-go content to any platform.

Example: Turn a 10-minute YouTube video into a blog post, three social media captions, and an email sequence—all in minutes.



1. Collect Your Source Content

- Find a proven YouTube video, Instagram reel, TikTok, or even a Facebook ad that fits your niche.
- No need to manually transcribe — Poppy AI will do it automatically.

Don't miss out — see how to get started with Poppy AI today!

2. Upload or Paste the Link

- Drop the video or post link into your Poppy AI board.
- The system instantly transcribes, analyzes, and extracts visual hooks, text-on-screen, and even audio cues.

3. Choose Your Content Goal

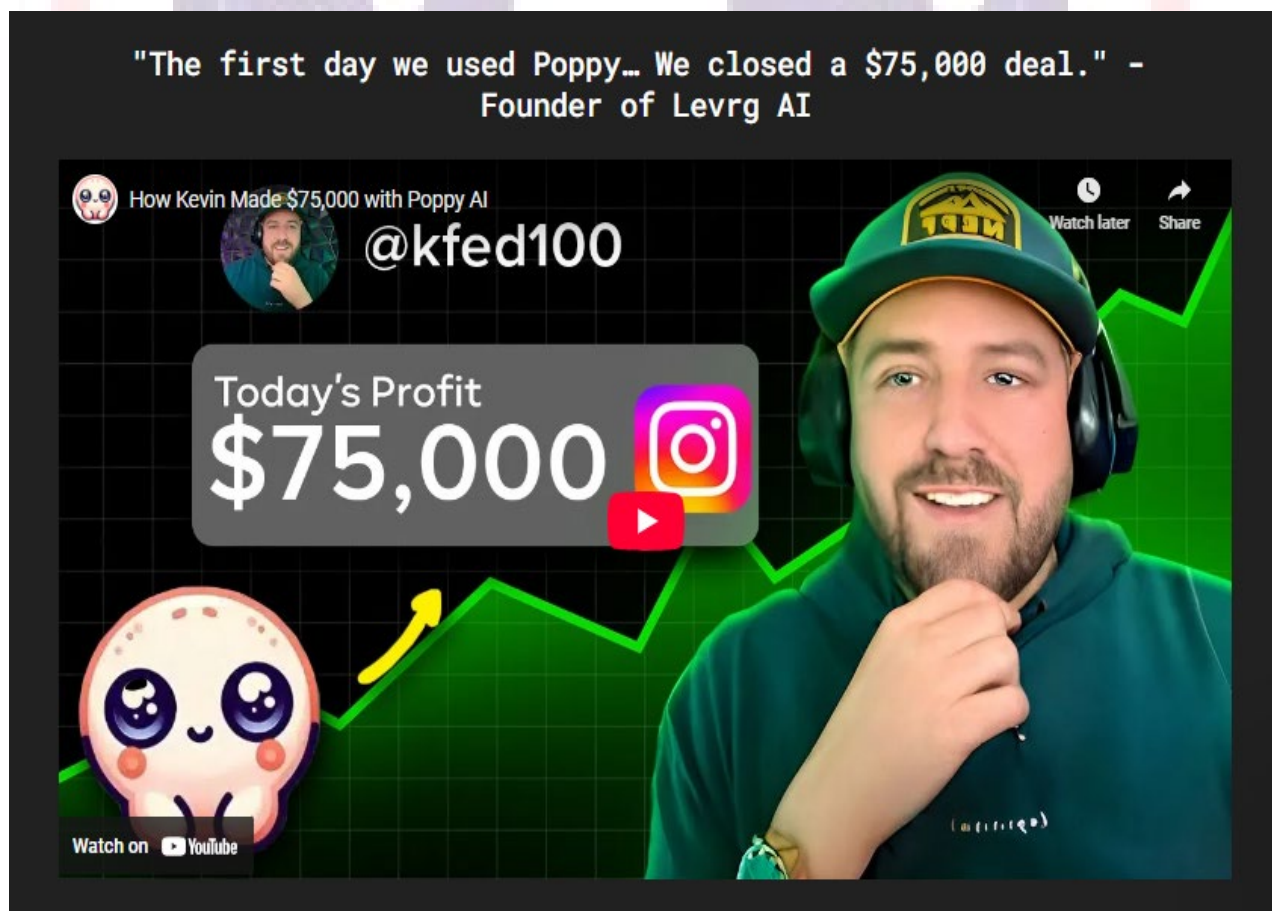
- Blog post, carousel captions, email sequence, or all three?
- Select the format you want to create.

4. Generate & Refine

- Poppy AI generates ready-to-publish content tailored to your brand voice.
- Make small tweaks if needed, or ask Poppy to refine the hook, intro, or CTA.

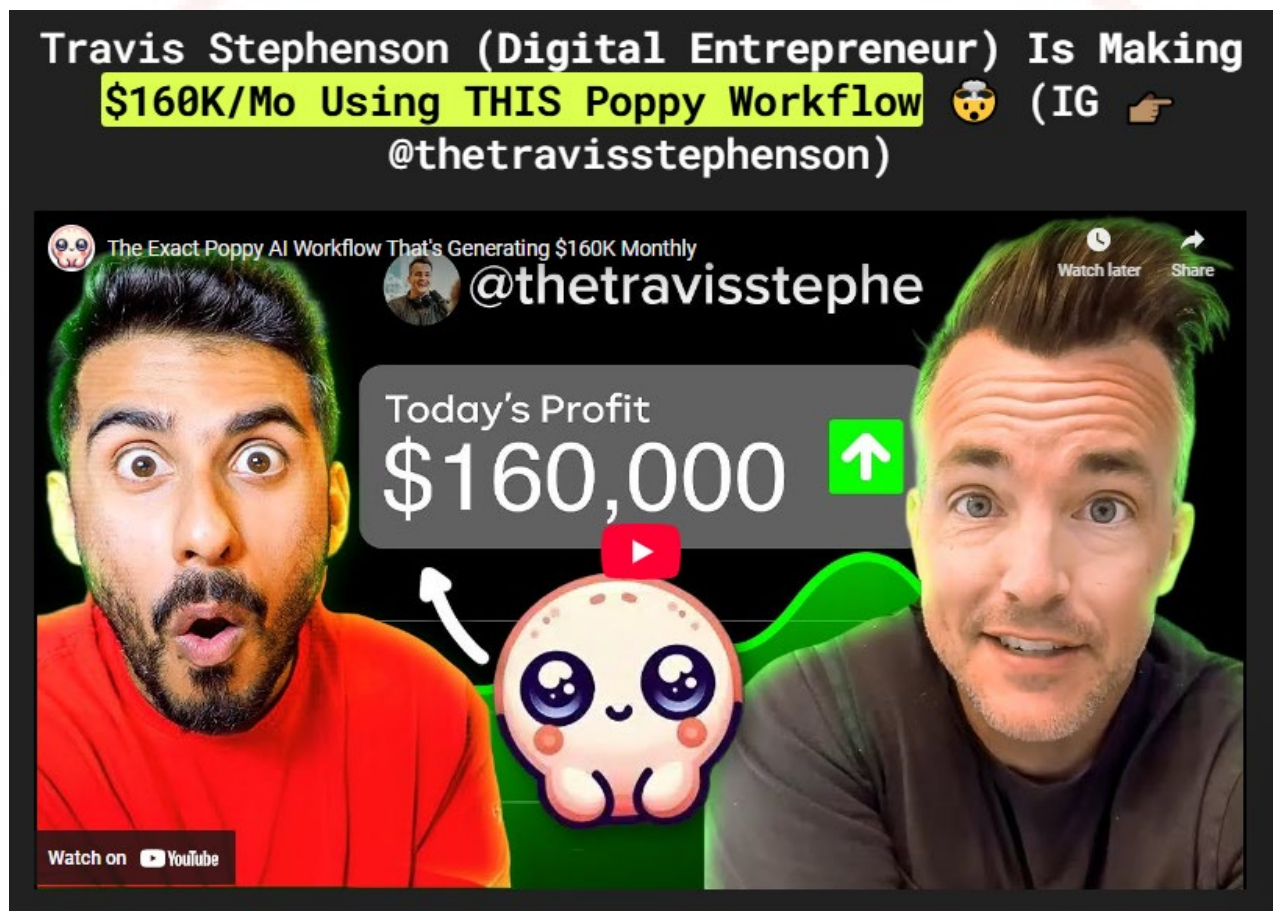
5. Publish Everywhere

- Use the same source to create content for multiple platforms — no extra tools required.



Templates & Creative Shortcuts

- **Clone Your Writing Style:** Feed in your old posts or emails to train Poppy AI.
- **Short-Form Content:** Upload a viral video and get scripts, hooks, and captions.
- **Idea Vault:** Store raw ideas, and Poppy organizes them when you're ready.
- **Static Ads:** Generate ad copy tailored to your product or service.



Use Cases & Real Benefits

- Save hours on research by auto-summarizing long content.
- Stay inspired with visual idea mapping.
- Create consistent content without hiring a big team.
- Simplify your workflow by using one platform instead of five.

Pricing Overview

- **Annual Plan: \$399/year** with 2,000 credits monthly
- **Annual + VIP (Live Support): \$757/year**
- **Lifetime: \$1,297**, includes 1:1 coaching with the founder
- Multiple AI models included—no extra subscription needed.

Note: There are credit limits (2,000/month), and there are Power User upgrades granting API access and 16,000 credits/month.

What Users Are Saying

“Poppy AI saves me hours each week turning YouTube videos into usable content for my clients.” — Freelance Marketer

“The visual workspace helps me organize my ideas so much better than a typical AI chat tool.” — Content Creator

“A bit pricey at first glance, but the time saved makes it worthwhile.” — Small Business Owner

Why Poppy AI Might Be for You

- You’re overwhelmed by scattered tools and workflows.
 - You want to create smarter, not harder.
 - You need an AI partner that can manage research, drafting, and organization in one place.
-

Secure your spot and unlock Poppy AI — check here now!

Get Started with Poppy AI

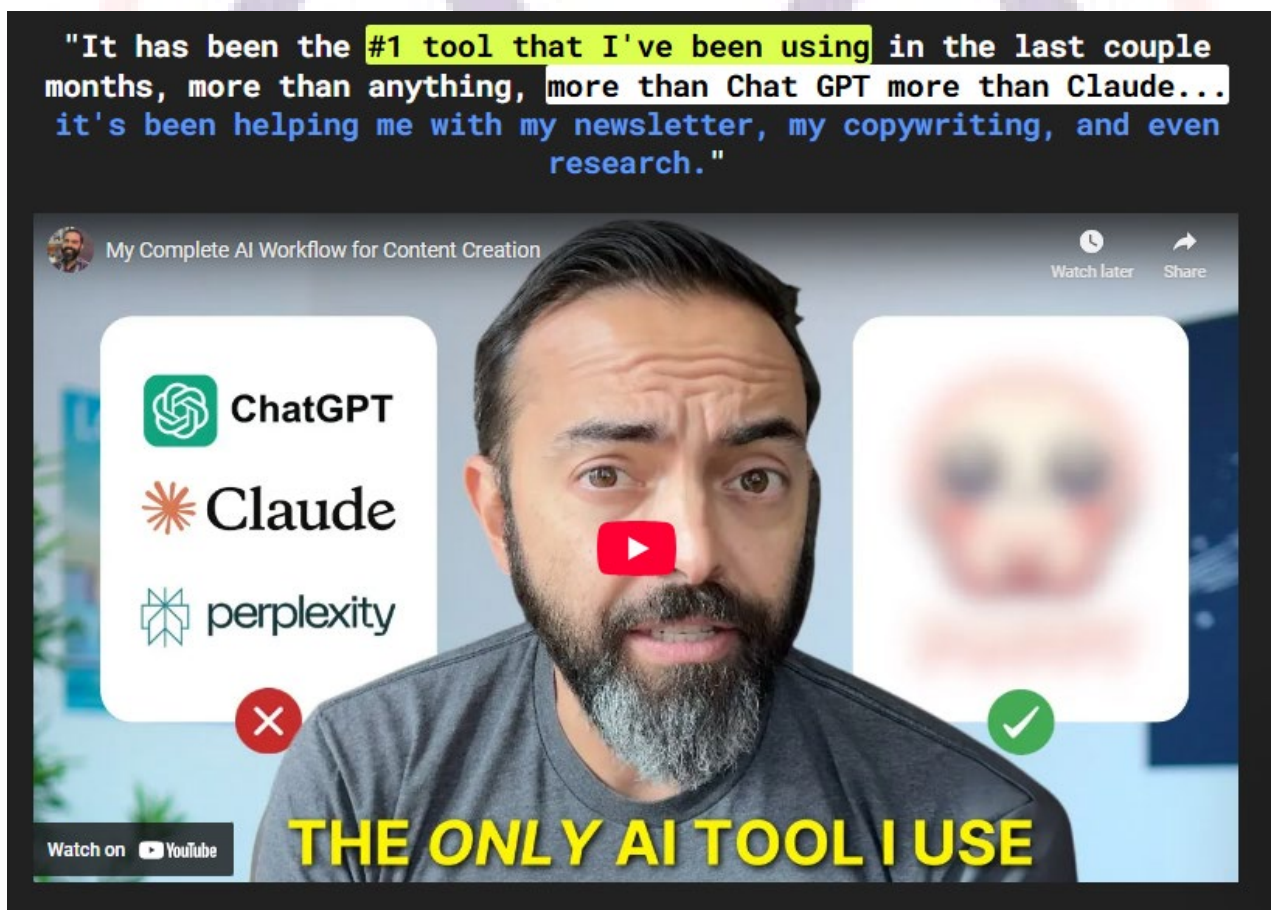
1. Create your account.

2. Set up your canvas.
3. Upload content or research material.
4. Let AI generate insights.
5. Draft, refine, and publish.

Final Thoughts

Your ideas deserve more than just storage—they deserve transformation. With Poppy AI, you can stop juggling tools and start creating with clarity and speed.

Take the first step today. Start small, explore its features, and see how quickly your content creation process evolves.



Secure your spot and unlock Poppy AI — check here now!