E-BOOK

JAPAN

78 MUST-SEE PLACES



PAR

LAURASTRAVL ET MATHEWS_XV



TABLE OF CONTENTS

WELCOME/INTRODUCTION

Presentation/Our Story
Information practice & tips
Regions of Japan
Google maps

TOKYO

TOKYO (SHINJUKU)
1. Shinjuku vision
2. Kabukicho
3. Omoide Yokocho
4. Cat cafe Mocha Lounge
5. Suga Shrine
6. Game Taito station
7. Cat Cafe Cross Shinjuku

TOKYO (TOSHIMA)
8. Shiinamachi station
9. Pikachu Sweets
10. Tokyo dome city

TOKYO (NAKANO)
11. Nakano street

TOKYO (CHIYODA)
12. Chidorigafuchi park
13. Jinbocho
14. Don Quijote
15. Akihabara
16. Apa hotel
17. Isomaru Suisan
18. Yurakucho
19. Yakitori alley
20. Yurakucho dinning alley
21. Hôtel Mystays
22. Asakusabashi
23. The prince gallery
24. The Gate hotel

TOKYO (SUMIDA)
25. Sumida Park
26. Hat Coffee
27. Skytree
28. Tokyo Tower
29. Senso-ji
30. Kamameshi Haru
31. Chuo Dori street

TOKYO (SHIBUYA)
32. Kart Tokyo
33. Nintendo shop
34. Takeshita street
35. Shibuya sky
36. Shibuya crossing
37. Center gai
38. Pokemon center Shibuya

TOKYO (MINATO)
39. Teamlab planets
40. Roppongi Hills
41. Onibus café
42. Disneyland Tokyo

MONT FUJI
43. Mont Fuji
44. Hôtel Fujinoya
45. Lake Kawaguchi
46. Chureito Pagoda
47. Kawaguchi Asama Shrine
48. Tenku no torii
49. Shiogama Shrine
50. Fujiyoshida street
51. Fujiyoshida
52. Ebisu Yanomori
53. Cosco Coffee

OSAKA
54. Ten yen coin
55. Mimaru hotel Namba
56. Mimaru hotel Shinsaibashi
57. Osaka castle
58. Dotonbori
59. Ichiba market
60. Shinsekai
61. Universal Studios
62. Yakiniku Horumon

NARA
63. Nara park
64. Todai-ji Buddha Temple

KYOTO
65. Kinkaku-ji
66. The Gate Hotel Kyoto
67. Arashiyama bamboo forest
68. Yasaka Pagoda
69. Shirahige Shrine
70. Gion
71. Pontocho Alley
72. Fushimi Inari Taisha
73. Nishiki Market
74. Kiyomizu Dera
75. Yasaka-Jinja Temple
76. Kimono Tea Ceremony

NAGOYA
77. Kiyosu castle
78. Nagoya castle

PRESENTATION

Bienvenue dans ce eBook sur le Japon!

Nous nous présentons, Mathieu Jacquemoud et Laura Capel, digital nomad et créateurs de contenus. Si vous lisez ces quelques lignes c'est que vous nous avez sûrement croisés sur TikTok ou Instagram @mathews_xv ou sur @laurastravl.

Ce eBook a pour but de vous faire découvrir les plus belles régions du Japon mais aussi sa culture, ses habitants et de vous donner toutes les clés en main pour organiser l'itinéraire parfait.





MATHIEU JACQUEMOUD

I took my first step into the professional world at the age of 16, when I began an apprenticeship at a bank in Switzerland. Following this, I was hired as an advisor. I worked hard and loved my job, but I always had hundreds of ideas running around in my head. When I was 19, I decided to take the plunge and try a new project called "Drive-in Switzerland". The concept worked so well that today, 6 years later, we're still organizing open-air cinemas all over French-speaking Switzerland. I could see that the entrepreneurial concept appealed to me a lot, and Laura and I regularly discussed great travel projects. So, I set myself the goal of passing my federal diploma and then throwing myself 200% into entrepreneurship and traveling around the world.

@mathews_xv

LAURA CAPEL

Let me introduce myself: my name is Laura, I'm 27 and Mathieu and I have decided to leave everything behind to pursue our dream life. When I was 18, I went to Australia for 8 months to learn English, and it was an experience that changed my life... the encounters, the travel, it was simply magical and very enriching. After that, I had to return to Switzerland and worked for 5 years in a language trip agency, while doing my federal diploma in Marketing on the side. I loved my job, but I always wanted to go abroad for a longer period. In 2020, I lost my job due to the pandemic, and for me, who had always dreamed of setting up my own company, it was the "perfect moment". We launched our Eyla company at that time, eco-friendly swimwear made from recycled fishing nets and other nylons. We waited to launch the company before setting off on a new adventure around the world.



@laurastravl

GENERAL INFORMATION

Japan is known for its rich culture, advanced technology, and magnificent landscapes. This nation offers a unique experience to visitors from all over the world. Japan is famous for its ancient temples, such as the Kiyomizu-dera temple in Kyoto and the Senso-ji temple in Tokyo, which are iconic sites of spirituality and architectural beauty. The Japanese are also famous for their delicious and varied cuisine, from sushi and ramen to traditional dishes such as tempura and sukiyaki. The country is also renowned for its carefully tended Japanese gardens. Colorful and lively festivals, such as the Gion Matsuri festival in Kyoto and the Nebuta festival in Aomori, allow visitors to experience Japanese culture and traditions up close.

Cutting-edge technology is another of Japan's hallmarks, with innovations in the automotive, electronics and robotics industries. Finally, Japan is a country of contrasts, with bustling modern megacities like Tokyo and Osaka, but also picturesque rural areas, majestic mountains and relaxing onsens. Whatever the reason for your visit, Japan offers a rich cultural experience and unforgettable memories to all who discover it.



JAPAN

日本

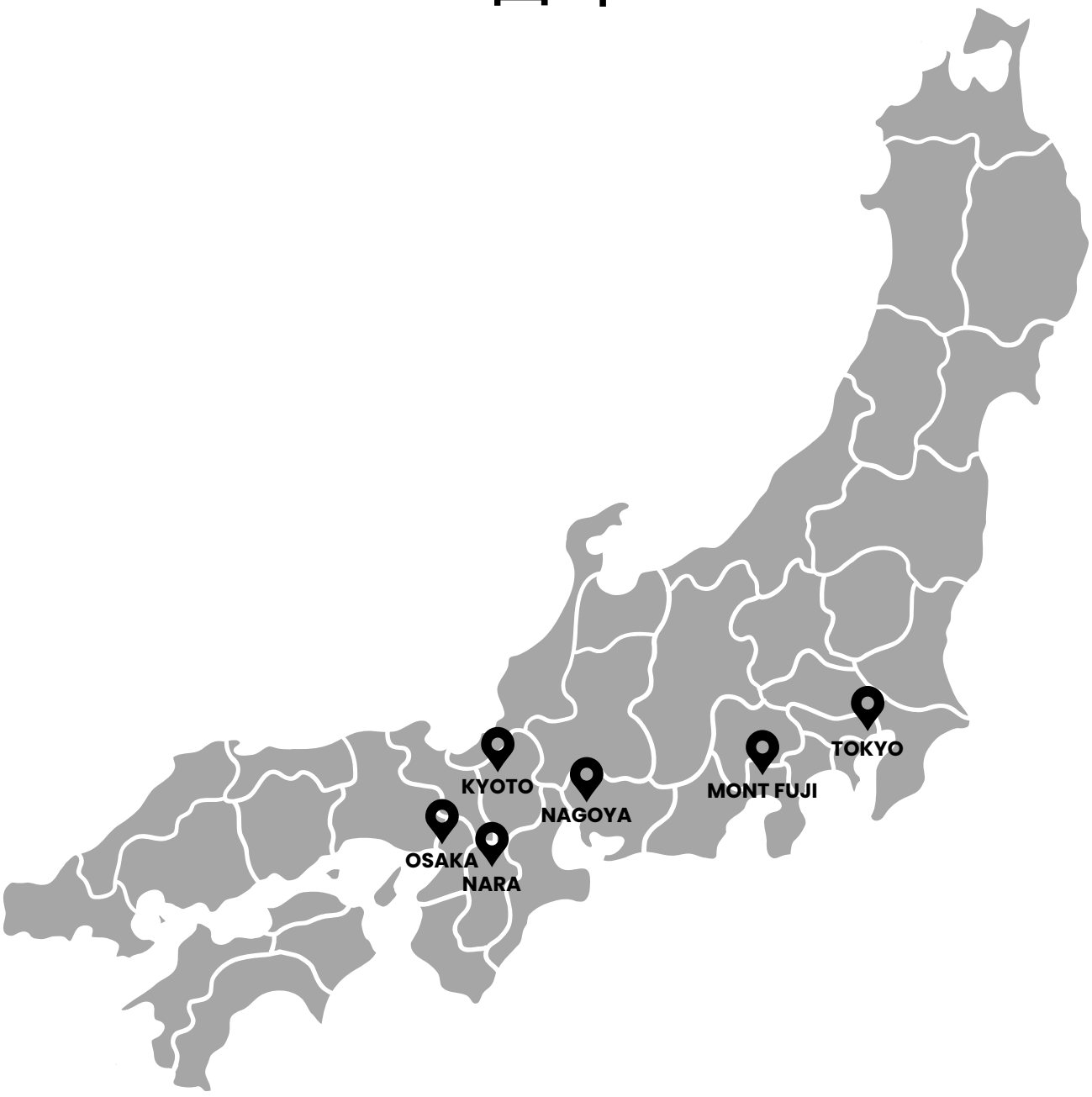

GOOGLE MY MAPS

Discover our map with all our pinned locations

CLICK HERE

WHEN TO GO TO JAPAN ?

The best time to visit Japan depends on your preferences and the activities you'd like to do.

SPRING

- March to May
- 18 degrees during the day
- 11 degrees during the night
- dry

Spring is a popular time to visit Japan because of the cherry blossom (sakura) season. It's a wonderful moment to take in the colorful scenery and enjoy picnics under the blossoming cherry trees. It's also worth mentioning that this is the period that attracts the largest number of tourists, and therefore potentially the most people at tourist sites.





WINTER

- December to February
- 9 degrees during the day
- 2 degrees during the night
- dry, cool climate

Winter in Japan can be cold, especially in the north of the country, but it's also the time when you can enjoy winter sports in Japan's renowned ski resorts. Snow festivals, such as the Sapporo Snow Festival, are also well worth a visit.

AUTUMN

- September to November
- 22 degrees during the day
- 15 degrees during the night
- still humid in September but dry in October

Autumn offers spectacular scenery as the maple leaves take on glowing hues. It's an ideal time for hiking in the mountains and visiting traditional gardens.





SUMMER

- June to August
- 29 degrees during the day
- 23 degrees during the night
- very humid and rainy

Summer in Japan is hot and humid, but it's also the season for lively festivals and fireworks. If you can stand the heat, you can enjoy these unique cultural events.

WHAT ARE THE REQUIREMENTS FOR JAPAN ?

Citizens of around 70 countries, including Canada and all EU member states, can stay in Japan for up to 90 days without a visa.

As of May 8, 2023, you can enter Japan without any restrictions. You no longer need to be vaccinated or have a negative test.

It is important to note that these conditions are subject to change as the situation evolves. It is therefore strongly recommended to consult official sources before traveling, and to comply with current regulations to ensure a safe journey.

WHAT'S THE BEST WAY TO GET AROUND JAPAN ?

In big cities like Osaka and Tokyo, we advise you to take the subway, as cabs are very expensive. We use google maps every time we travel to find out journey times, timetables and, above all, which line to take and the track number. It only takes a day to fully understand how the subways work in Tokyo. We'd imagined it would be very complicated, but not at all. What's more, all the ticket kiosks have an "English" option. In Kyoto, on the other hand, cabs are much more affordable. We used the Uber app to order a cab in Kyoto.



THE SUICA CARD

LThe Suica card is a prepaid transport card used in Japan, mainly in the Kanto region (including Tokyo) and in some other parts of the country. It is issued by Japan Railways (JR) and is widely accepted as a means of payment on public transport, such as trains, subways, buses and even some cabs.

The Suica card is convenient because it allows users to simply touch their card to kiosks when entering and exiting public transport, without having to buy individual tickets for each journey. It's reloadable, and you can add funds to the card at vending machines or station ticket offices.

In addition to public transport, the Suica card can also be used to make payments in selected convenience stores, vending machines, cafés, and participating restaurants. This makes it a convenient way to make small purchases without withdrawing cash.

The Suica card can be obtained at any subway station in Tokyo. You can ask at the station ticket office. It is rechargeable and can be used again and again, even after having been used and recharged several times.



IS IT WORTH BUYING A JR PASS ?

The cost-effectiveness of a Japan Rail Pass (JR Pass) depends on several factors, such as the length of your stay in Japan, the distances you plan to travel and the routes you wish to take. Here are some key points to consider:

Length of stay: The JR Pass is available in options of 7, 14 or 21 consecutive days. It's generally more cost-effective for longer stays, where you intend to travel long distances frequently.

Train travel: If you plan to make several train journeys, particularly on shinkansen (high-speed) and express lines, the JR Pass can be advantageous. Fares for individual journeys can add up quickly, and the JR Pass offers unlimited access to many trains.

Routes covered: The JR Pass covers most JR network train lines throughout Japan, including some subway lines in Tokyo and Osaka. If you plan to travel to different parts of the country, the JR Pass can save you money compared with buying separate tickets.

Comparing costs: Before you decide to buy a JR Pass, it's a good idea to plan your itinerary and calculate the costs of the individual journeys you plan to make. You can use the google maps application to estimate ticket prices without the JR Pass, then compare them with the price of the JR Pass.



WHAT TYPE OF PAYMENT SHOULD I USE ?

Cash: Cash is widely accepted in Japan in all shops, restaurants, and public transport. It is advisable to carry cash, especially for small transactions, local markets and more traditional establishments that may not accept credit cards.

Credit cards: Credit cards are also widely available in Japan. Major international credit cards such as Visa, MasterCard, American Express and JCB are generally accepted in department stores, hotels, restaurants, and tourist attractions.

Prepaid cards: Prepaid cards, such as the Suica card or the Pasmo card, are very practical in Japan. They can be used to pay for public transport, vending machines, and certain convenience stores, as well as to make purchases from ticket machines.



LOCAL CURRENCY

The local currency in Japan is the Japanese yen (JPY). The symbol used for the yen is "¥". Yen bills are issued in denominations of 1,000, 2,000, 5,000 and 10,000 yen, while yen coins are available in denominations of 1, 5, 10, 50, 100 and 500 yen.

1000 yens = EUR 6,70
1000 yens = USD 7,22

10'000 yens = EUR 67.-
10'000 yens = EUR 72,20

Average salary for a Japanese worker in Tokyo = 370,000 yen = EUR 2,500
Price of a meal in a standard restaurant = 1'800 yen = EUR 12.00

WHAT BUDGET SHOULD YOU CONSIDER ?

Hotels: There's a wide range of prices in Japan. You can find cheap hotels from EUR 50.- to EUR 100.- per night (e.g. APA hotels in all major Japanese cities) and more luxurious hotels from EUR 200.- to EUR 1'000.- per night. We stayed for several weeks in APA hotels, which are reputed to be cheap, but also have very small rooms. This didn't bother us, as we spent most of our days outside the hotel.

Food: When it comes to food, there's something for everyone. You can find street food from EUR 3.- to EUR 5.-. Dishes in a restaurant range from EUR 8.- to EUR 15.- and dishes in specialized restaurants selling only Kobe beef can easily cost EUR 40.- per person.

Transport: You should expect to pay an average of EUR 10 per person per day for all-day subway travel in Tokyo. Of course, this will also depend on your activities and distances. You can use google maps to check all the prices.



WHAT YOU NEED TO KNOW

Culture: Japan has a rich culture and specific standards. It's important to respect local customs and be aware of certain rules of politeness. For example, remove your shoes when entering traditional houses (ryokans) and certain restaurants, avoid eating or drinking on public transport and when walking in the street, and respect the silence and cleanliness of public places.

Tips: If you see a storage unit with several shoes at the entrance to the restaurant, it's time to take off your shoes before entering.
Onsen: Don't ignore the rules of public baths (onsen): If you have the opportunity to bathe in an onsen, which is a traditional Japanese public bath, it's important to follow the rules and etiquette. Make sure you wash thoroughly before entering the baths, don't wear a bathing suit (onsens are often without clothes) and follow the establishment's specific instructions regarding tattoos.

Do not tip: In Japan, tipping is not customary. Services are already included in restaurant bills, and employees don't expect to be tipped. Tipping can even be seen as impolite.

Language: The main language spoken in Japan is Japanese. Very few Japanese speak English, and menus in restaurants are not often translated.

Tips: Download the "Google translation" application, which lets you record the waiter's voice, for example, and it will write out everything for you in your own language. You can also take a photo of the menu in Japanese, and everything will be translated directly onto the photo. Don't hesitate to go to the application settings to download the "Japanese" language, so you don't need an Internet connection to use it. It may also be useful to learn a few phrases in Japanese.



WORDS TO KNOW

Food
Let's eat, thanks for the food – Itadakimasu
Delicious – Oishii
Cheers! – Kanpai!
Water – Mizu
Beer – Bi ru

Help
English – Eigo
I don't know – Shirimasen
Why ? – Doushite
What ? – Nani
I understand – Wakarimashita
I don't understand – Wakarimasen

Numbers
1–Ichi
2–Ni
3–San
4–Shi
5–Go
6–Roku
7–Nana
8–Hachi
9–Kyu
10–Juu
100–Hyaku
1000–Sen
10000–Man

Everyday words
Excuse me, sorry - Sumimasen
I am sorry - Gomennasai
No - Iie
Thank you - Arigatou
Thank you very much - Arigatou gozaimasu
Amazing ! - Sugoi
That's okay - Daijoubu
Please - Kudasai
Good morning - Ohayo gozaimasu
Good afternoon - Konnichiwa
Good evening - Konbanwa
Good night - Oyasumi nasai
Nice to meet you - Hajimemashite
Bye - Jaa ne ou Mata ne
Goodbye (long term) - Sayonara



REGIONS OF JAPAN

TOKYO

Tokyo, the capital of Japan, is a city that combines tradition and modernity. It is renowned for its glittering skyscrapers, lively districts such as Shibuya and Shinjuku, and iconic sites such as Senso-ji temple. Tokyo also offers fine cuisine, tranquil gardens, vibrant popular culture, and constant effervescence, making it a must-see destination for travelers from all over the world.

MOUNT FUJI

The Mount Fuji region, situated in Japan's Yamanashi and Shizuoka prefectures, offers majestic nature and cultural richness. It is home to Mount Fuji, Japan's iconic mountain and a UNESCO World Heritage Site. The region is dotted with magnificent lakes, picturesque villages, historic temples, and hot springs.

OSAKA

Osaka, located in the Kansai region, is a lively, modern city renowned for its culinary scene and nightlife. Also known as "the nation's kitchen", Osaka is famous for its delicious street food, takoyaki and okonomiyaki. The city is also home to iconic attractions such as Osaka Castle and the Dotonbori shopping district.



NARA

The Nara region, situated in Nara prefecture, is steeped in history and culture. It is famous for being the cradle of Japanese civilization, home to ancient imperial capitals and architectural treasures such as Todaiji Temple and its great bronze Buddha. The region is also famous for its magnificent Nara Park, where free-roaming deer and majestic temples create a peaceful, spiritual atmosphere.

KYOTO

The Kyoto region, located in Kyoto prefecture, is renowned for its cultural and historical heritage. It is home to numerous temples, traditional gardens, and imperial palaces, including the famous Kin Kaku-ji (Golden Pavilion) and the Fushimi Inari temple. Kyoto is famous for its classic districts such as Gion, where you can see geishas and traditional teahouses.

NAGOYA

The Nagoya region, located in Aichi prefecture, is home to Nagoya Castle, an imposing historic fortress, and the famous Sakae district, renowned for its shopping malls and lively nightlife. Nagoya is also home to Japan's automotive industry, with attractions such as the Toyota Museum.



ITINERAIRE

For travelers who would like to discover as much of Japan as possible during their vacation.

We've put together the number of days to spend in different regions, according to the length of your trip. You'll be able to select your favorite hotels and activities, from our perfectly curated selection. The places we've curated are places definitely a must-see in Japan.



Recommended itinerary

For 2 weeks (13 nights)

- 5 nights Tokyo
- 2 nights Mount Fuji
- 3 nights Osaka (including a day trip to Nara)
- 3 nights Kyoto

Recommended itinerary

For 3 weeks (20 nights)

- 8 nights Tokyo
- 3 nights Mount Fuji
- 4 nights Osaka (including a day trip to Nara)
- 5 nights Kyoto





Recommended itinerary

For 4 weeks (30 nights)

- 10 nights Tokyo
- 4 nights Mount Fuji
- 7 nights Osaka (including a day trip to Nara)
- 7 nights Kyoto
- 2 nights Nagoya

TOKYO

東京都


TOSHIIMA
NAKANO
BUNKYO
TAITO
SUMIDA
SHINJUKU
CHIYODA
KOTO
SHIBUYA
MINATO

SHINJUKU

新宿区



SHINJUKU VISION
KABUKICHO
OMOIDE YOKOCHO
SUGA SHRINE

CAT CAFE MOCHA
CAT CAFE CROSS

TAITO STATION


SHINJUKU VISION
SHINJUKU

SHINJUKU VISION

Shinjuku is one of Tokyo's most dynamic and lively districts. It's renowned for its nightlife, skyscrapers, and lively shopping streets. Shinjuku station is one of the busiest in the world, and an ideal starting point for exploring Tokyo. As you exit Shinjuku station, you'll see a pedestrian walkway with a giant curved screen at the back, where you'll find various advertisements such as the trailer for the latest Demon Slayer film and, above all, the famous Shinjuku cat, which appears every 3 minutes.

OUR FEEDBACK

We'd never seen a curved advertising screen before this one in Shinjuku. The screen is designed to give the impression that the advertising is coming out of the screen. It's very impressive.

WHEN TO GO ?

You can go at any time. We visited during the day and in the evening to see two different lights.

HOW TO GET THERE ?

The site is located just outside Shinjuku station.

GPS POINT HERE




歌舞伎町一番街
劇場通り
お好み焼き
本陣
HONJIN
東南荘
焼肉
バンタイ
まぐろ商店
B1F
ゴールドラッシュ
ステップ
自転車を除く

KABUKICHO

KABUKICHO

Kabukicho is a famous street in Tokyo's Shinjuku district. Known as the Japanese capital's pleasure district, Kabukicho is reputed for its vibrant nightlife and entertainment. Here you'll find a multitude of bars, clubs, karaoke bars and restaurants, as well as theaters and amusement arcades.

PAY ATTENTION TO

Kabukicho has in the past been associated with the presence of criminal groups, including members of the Japanese mafia, known as the yakuza. However, it's important to note that the situation has changed considerably in recent years, and the Japanese authorities have stepped up their efforts to eradicate illegal activities in the area. Today, Kabukicho is more controlled and secure, offering a safer entertainment experience for visitors. It is still advisable to remain vigilant and comply with local laws and regulations when visiting this district.

OUR FEEDBACK

We advise you to go at night, as the whole area is lit up by illuminated signs and billboards all along the street. The most famous spot in this district is "Kabukicho crossing", where you can take a photo with the illuminated red door indicating the entrance to Kabukicho.

HOW TO GET THERE ?

GPS POINT HERE







OMOIDE YOKOCHO

OMOIDE YOKOCHO

Omoide Yokocho, also known as "Piss Alley", is a small maze of narrow and dark alleys near Tokyo's Shinjuku station. This emblematic district is famous for its many small bars and traditional restaurants, where customers can enjoy classic Japanese dishes and drinks in an authentic atmosphere. Despite its small size, Omoide Yokocho is brimming with character and charm, transporting visitors back to the Tokyo of yesteryear. It's a popular destination for lovers of local cuisine.

OUR FEEDBACK

This is exactly the atmosphere we were looking for when traveling in Japan. A little street lit with lanterns, local cuisine, Japanese men in suits drinking beers, octopus skewers at the front of the restaurant. It's a neighborhood we recommend 100%.



WHEN TO GO ?

When it's dark, enjoy the pretty lights. The only downside of these little streets is the number of tourists. We therefore advise you to go when it's raining, as there will be fewer of them.

HOW TO GET THERE ?

GPS POINT HERE





CAT CAFFE MOCHA LOUNGE



CAT CAFFE MOCHA LOUNGE

A cat café, also known as a neko café, is a popular type of café in Japan where customers can interact with free-roaming cats while enjoying their beverage. These establishments offer a relaxed and comfortable environment where cat lovers can spend time with these animals while enjoying a cup of coffee or tea. Cat cafés are often furnished with play areas for the cats, cat trees and relaxation areas for customers. They are very popular with people who can't have pets at home, or who are simply looking to relax in the presence of lovable felines.



OUR FEEDBACK

There are hundreds of cat cafés in Tokyo. For us, the Mocha Lounge cat café is one of the best, with a video game room featuring switches, Mangas, and computers. You can also buy cat lollipops to attract their attention.



WHEN TO GO ?

You don't need to make a reservation. You can go straight there and ask for a ticket. Prices vary depending on the cat cafe. At Mocha Lounge, we had the choice between EUR 14 for a whole day or EUR 2 every 10 minutes.

CICK HERE to see a video from this place

HOW TO GET THERE ?

GPS POINT HERE



SUGA SHRINE

SUGA SHRINE OTOKODAN

Suga Shrine is a Shinto shrine located in Gifu prefecture. It played a key role in inspiring Makoto Shinkai's famous film "Your Name" (Kimi no Na wa). The shrine's magnificent landscapes and mystical atmosphere were spectacularly portrayed in the film, adding a romantic dimension to the story. Visitors can walk along the paths leading to the shrine, where they can feel the spiritual aura and natural beauty that captivated the filmmakers. Suga Shrine has become a popular place of pilgrimage for fans of the film, offering an immersive experience in the magical world of "Your Name".

OUR FEEDBACK

We loved this place. Being able to meet up as a Your Name fan in these little alleys was a magical moment. The film was a huge success in Japan, becoming the fourth highest-grossing film of all time in the country. Its popularity is due to its beautiful animation, emotionally captivating script, and poetic depiction of the themes of love, destiny, and connection between individuals. We recommend you see it before visiting this spot.



HOW TO GET THERE ?

GPS POINT HERE





GAME TAITO STATION

GAME TAITO STATION

Game Taito Station is one of Japan's most popular arcade chains. With locations all over the country, Taito Station is renowned for offering a vast selection of arcade games, from classics to the latest releases. Players can enjoy claw machines, fighting games, rhythm games, driving simulators and much more. The rooms are often lively, with flashing lights and an electric atmosphere. Taito Station is a paradise for video game enthusiasts, offering an immersive and nostalgic entertainment experience for gamers of all ages.

OUR FEEDBACK

The staff are often very friendly, and when they see you struggling to catch the plush after the 10th try, they often come to you with tips. We caught our Pichu after 14 tries. Don't hesitate to ask for help and have them reposition the plush closer to the hole to increase your chances of winning.

HOW TO GET THERE ?

They're all over the place, and you can find them all on google map. We tested the one in Shinjuku.

GPS POINT HERE





CAT CAFE CROSS SHINJUKU



CAT CAFE CROSS SHINJUKU

This neko café, is a popular type of café in Japan where customers can interact with cats while enjoying their drink.

About cat cafés:

- Cat cafés in Japan place great importance on the well-being of cats. They ensure that the animals are well fed, have sufficient space to rest and hide, and receive appropriate attention and care from the staff.

- Cat cafés have become very popular in Japan in recent years for cat lovers and people looking to relax and recharge their batteries in the company of these adorable animals.

- Cat cafés have strict hygiene rules to ensure the well-being of the animals and the cleanliness of the establishment. Customers are generally required to wash their hands, remove their shoes, and follow the instructions provided by staff to avoid any disturbance or discomfort to the cats.

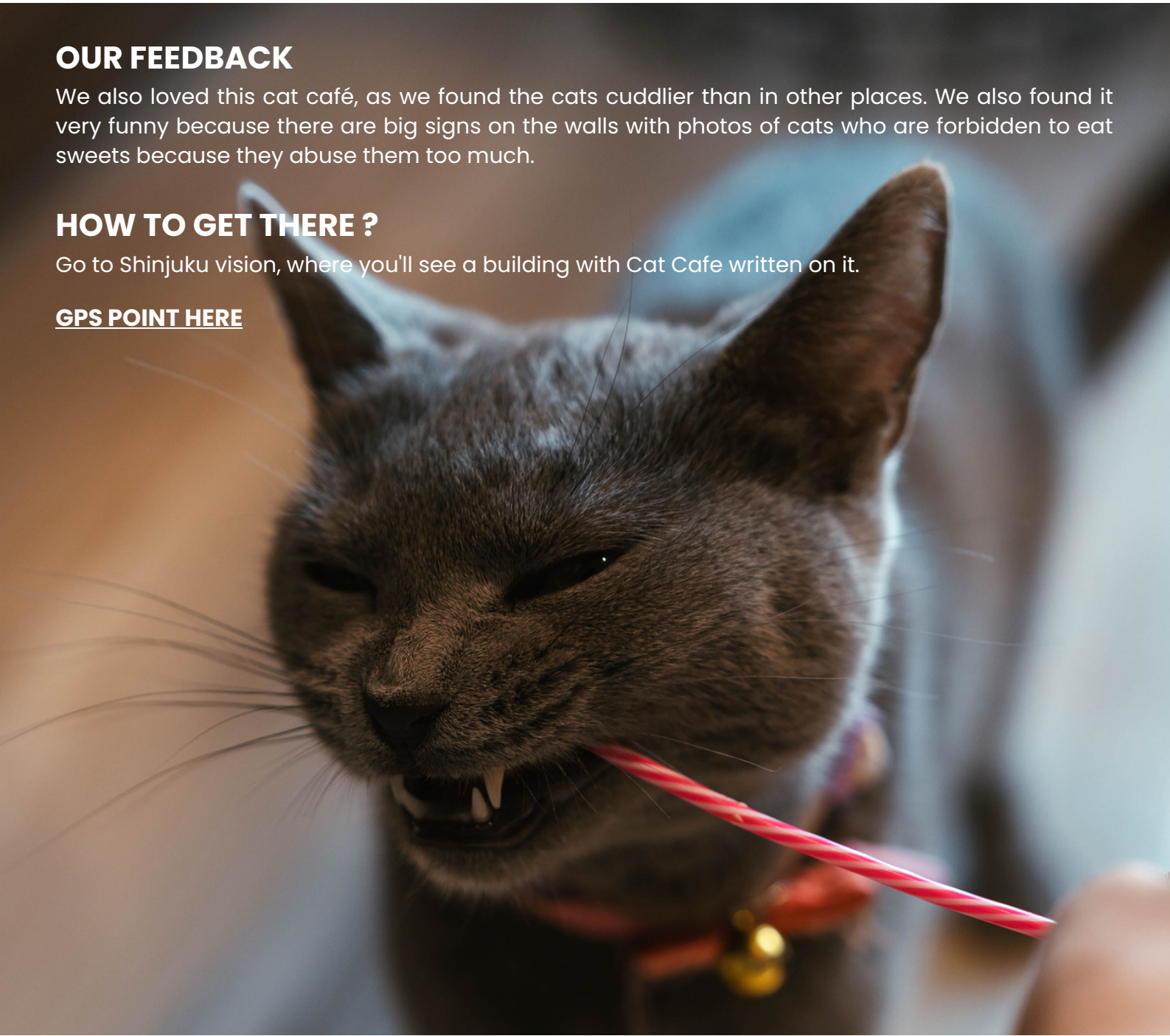

OUR FEEDBACK

We also loved this cat café, as we found the cats cuddlier than in other places. We also found it very funny because there are big signs on the walls with photos of cats who are forbidden to eat sweets because they abuse them too much.

HOW TO GET THERE ?

Go to Shinjuku vision, where you'll see a building with Cat Cafe written on it.

GPS POINT HERE

TOSHIMA

豊島区





SHINAMACHI STATION

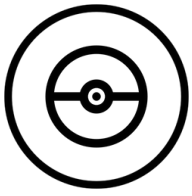

PIKACHU SWEETS



TOKYO DOME CITY ATTRACTIONS

SHIINAMACHI STATION



SHIINAMACHI STATION

If you like to take pictures of unusual places, this is the place for you. It's a building that lights up with neon lights of different colors from 5.30pm onwards.

WHEN TO GO ?

You can get there every day, ideally before sunset at 5:15 p.m. to get a daytime photo without the neon lights and wait 1 hour for the neon lights to come on to get a nighttime photo.

HOW TO GET THERE ?

It's 10 meters from the Shiinamachi station exit. You'll need to go to the bridge in front of the building to get an elevated view.

GPS POINT HERE



PIKACHU SWEETS



PIKACHU SWEETS

Pikachu Sweets is a themed café based on the famous Pokémon, Pikachu. This café offers an immersive experience for Pikachu fans. You can enjoy a variety of sweets inspired by the famous yellow Pokémon, including cakes, pancakes and customized drinks. The dishes are not only delicious, but also adorable, with decorations and motifs featuring Pikachu.

OUR FEEDBACK

If you're a Pokémon fan, this is a must-try. The whole café is decorated with Pikachu objects, and even the waitresses are dressed in Pikachu style.



WHEN TO GO ?

In Japan, it's best to avoid going to the malls at weekends, to avoid having to queue to get in. We advise you to go at 9:30 a.m. on a weekday.

HOW TO GET THERE ?

It's located inside the huge Sunshine City shopping mall in Ikebukuro. It's a 10-minute walk from Ikebukuro subway station. You don't need to make a reservation to get there.

GPS POINT HERE





TOKYO DOME CITY



TOKYO DOME CITY

Tokyo Dome City Attractions is an entertainment complex located in the heart of Tokyo. It offers a variety of exciting activities for all ages. For example, you can enjoy a Ferris wheel with karaoke inside the "BIG O" gondolas and the new roller coaster "Thunder Dolphin". For fans of arcade games, the Game Center attraction is the ideal place to play a wide range of games.

Example price per attraction:

"BIG O": JPY 850.00 (approx. EUR 6.00).
"Thunder Dolphin": JPY 1,500, i.e. around EUR 10



OUR FEEDBACK

Individual tickets: You can buy tickets for specific attractions à la carte. Each attraction has its own entrance fee, which may vary according to popularity and type.

One-day pass: If you plan to enjoy several attractions throughout the day, you can choose a one-day pass. This will give you access to most of the complex's attractions at no extra cost. The price of a one-day pass varies according to the visitor's age and the attractions included.
(JPY 4,200 for an adult, i.e. around EUR 28.-).

LIST OF ALL ATTRACTIONS

GPS POINT HERE



NAKANO

中野区



NAKANO STREET



NAKANO STREET

NAKANO STREET

Nakano street is a street full of stores and restaurants that leads to the entrance of the Nakano Sunmall shopping center. It's a veritable paradise for shopping and pop culture lovers. Nakano Sunmall is packed with manga stores, retro video game stores, arcades and merchandisers. It's also renowned for its many restaurants and food stalls, offering visitors a variety of culinary delights to enjoy. Whether you're an anime fan, a shopping addict or simply looking for a lively urban experience, Nakano Street is a must-see in Tokyo.

OUR FEEDBACK

It's the perfect place to take a photo inside the alley and discover local stores and restaurants at the same time.

WHEN TO GO ?

To avoid too many people in the little alley, you should get there before 9am. From 11 a.m. onwards, Nakano is very busy.

HOW TO GET THERE ?

The small alley in the photo is 5 meters from Nakano Street. You'll need to use the GPS to find it.

GPS POINT HERE





CHIYODA

千代田区

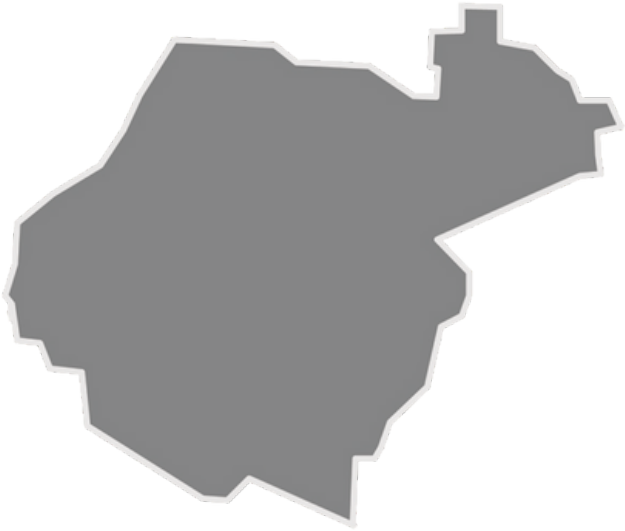

CHIDORIGAFUCHI PARK
JINBOCHO
YURAKUCHO
YAKITORY ALLEY
ASAKUSABASHI

DON QUIJOTE

APA HOTEL
HOTEL MYSTAYS
THE PRINCE GALLERY
THE GATE HOTEL

ISOMARU SUISAN DINING ALLEY

AKIHABARA

CHIDORIGAFUCHI PARK



CHIDORIGAFUCHI PARK

Chidorigafuchi Park is a beautiful park in the Chiyoda district, famous for its picturesque scenery and peaceful atmosphere. The park is particularly well-known for its cherry blossoms during the Hanami season (late March to mid-April). Visitors can enjoy walks along canals lined with cherry blossom trees, creating a spectacular scene. The park also offers boat rental for strolling through the canals and admiring the cherry blossoms trees from the water. With its lush green paths, arched bridges, and serene ambience, Chidorigafuchi Park is an ideal place to relax, connect with nature and capture beautiful photos.

OUR FEEDBACK

We visited Chidorigafuchi during the cherry blossom season. To hire a small boat, you must queue early in the morning to reserve the time you'd like to sail on the canal during the day. We had queued for 3 hours from 8am to 11am and were able to get tickets for the 11:30am to 12:30pm time slot. We knew that the spot was very touristy during the cherry blossom season, but we didn't think we'd have to wait a total of 4 hours to start the activity. It's still an activity we'd recommend if you're in Tokyo, but you'll need to bring a snack and a coffee for the queue. If you decide not to sail on the canal, it's perfectly possible to enjoy the spot simply by strolling around the park.

WHEN TO GO ?

We recommend getting there before 9 a.m.

GPS POINT HERE







JINBOCHO

JINBOCHO

Jinbocho, located in Tokyo's Chiyoda district, is a paradise for lovers of books and written culture. This shopping street is packed with second-hand bookshops, secondhand booksellers and stores specializing in books, manga and magazines. There are also many antique bookshops, attracting collectors from all over the world. Jinbocho is also known for its cafés and restaurants, offering visitors a welcome break from literary exploration. With its warm atmosphere and abundance of literary treasures, Jinbocho is a must for word and book lovers in Tokyo.



OUR FEEDBACK

We discovered a huge number of bookstores, one of which caught our eye: Nankaidoshoten. This store sells mainly books on Japanese history. We chatted with the store's owner, who gave us a detailed presentation of his store.

HOW TO GET THERE ?

GPS POINT HERE





DON QUIJOTE


TSU
TSUKUMO
www.tsukumo.co.jp
TSUKUMO
AKIBA ISLAND
驚安の殿堂ドン・キホーテ
免税
All Tax Free
8F AKB48劇場
8 - 20
AMD

DON QUIJOTE

Don Quijote is a chain of stores in Japan, known for its wide and varied range of products. These stores, often open 24 hours a day, carry everything from household goods to clothing, toys to beauty products, and much more. Their unique, lively atmosphere, with narrow aisles and shelves filled with colorful merchandise, is an enjoyable shopping experience. Don Quijote is also appreciated for its affordable prices and regular promotions. Whether you're looking for souvenirs, popular products or unusual items, Don Quijote is a must for shopping fans in Japan.

OUR FEEDBACK

This is a store where you'll find anything and everything. We bought most of our gifts at Don Quijote. We went several times to the one in Akihabara. There's also a Pokémon area where you can find plush toys and goodies.



HOW TO GET THERE ?

They're all over Japan. The GPS point will show you the one in Akihabara, Tokyo.

GPS POINT HERE





AKIHABARA


MEDIAリサイクル
激安販売
高額買取
Mulan
ムーラン AKIBA
GiGO
廣瀬無線
HIR
AKIBA
Tax-free Shop
AKKY II Tax-free Shop 愛客II
4F
3F
2F
Hey
ゲームのオアシスに飛び込め!
GiGO
原神
Genshin

AKIHABARA

Akihabara, also known as "Electric Town", is an emblematic district of Tokyo, renowned for its geek culture and electronic gadgets. The streets of Akihabara are packed with electronics stores, video game stores, specialized shopping malls and arcades. It's also a must for anime and manga fans, with its many specialized stores, themed cafés and cosplayers. Akihabara's nighttime atmosphere, with its bright neon lights and frenetic energy, makes it a popular destination for lovers of entertainment and pop culture.

OUR FEEDBACK

Mathieu, as a fan of manga for over 15 years, I've always dreamed of visiting this district. Akihabara is one of my favorite neighborhoods in Japan. You can also see a lot of tuned cars, like in the film Tokyo Drift.

WHEN TO GO ?

To enjoy the best possible atmosphere, you should go from 5 p.m. until nightfall.

HOW TO GET THERE ?

GPS POINT HERE




APA HOTEL
APA HOTEL
〈ROPPONGI EKIHIGASHI〉
371

APA HOTEL

Apa Hotel is a renowned hotel chain in Japan, offering comfortable and convenient accommodation to travelers. With numerous locations throughout the country, Apa hotels are renowned for their quality of service and welcoming atmosphere. Rooms are often very small but well-equipped with modern conveniences, including free Wi-Fi, small comfortable beds and en-suite bathrooms.

OUR FEEDBACK

This is an inexpensive hotel that offers the minimum of comfort. We spend most of our days away from the hotel, so the APA hotel for sleeping only suits us just fine.

HOW TO GET THERE ?

There are hundreds of them in every major city in Japan. You can find them on google maps.

TOKYO

TO BOOK CLICK HERE

OSAKA

TO BOOK CLICK HERE

KYOTO

TO BOOK CLICK HERE

NAGOYA

TO BOOK CLICK HERE






ISOMARU SUISAN
刺身・活魚・活貝・海鮮丼・寿司
海鮮浜焼
魚介類
新メニュー
一販売開始!!
磯丸水産
さかな貝加工センター
磯丸水産 秋葉原店

ISOMARU SUISAN

Isomaru Suisan Akihabara is a popular Tokyo restaurant specializing in seafood and izakaya-style dishes (Japanese tapas bar). Customers can enjoy a variety of dishes from sushi to grilled seafood and broths.

OUR FEEDBACK

The restaurant is also very popular thanks to its entire illuminated frontage and its very atypical design. It's an ideal spot to take a few photos when it gets dark.

HOW TO GET THERE ?

It's a 2-minute walk from Akihabara subway station.

GPS PONT HERE



YURAKUCHO



北海道
牛
牧場
小澤
総業明治26年(1893)
FIRE HYDRANT
消火栓
牧場
嘉
小澤
総業明治26年(1893)
九州づくし
都久志屋
小澤牧場
牛○本店
牛酒場
全国漁場直送!
魚○本店
炉端
貝○
24時間営業中
日本の祭典
日本の祭典
24時間営業中
全国
漁場直送!
魚○本店
日比谷産直飲食街
3F
都久志屋

YURAKUCHO

Yurakucho is a district in central Tokyo, famous for its upscale neighborhood and shopping malls. The area is home to numerous restaurants, bars and traditional izakayas all along the subway line and even under the subway.

OUR FEEDBACK

It's a district where, in the evening, you can see a lot of Japanese people in suits having a drink with colleagues. There's a great atmosphere, especially on Friday nights. Many Japanese like to relax and socialize in bars after a long day's work. Bars in Japan offer a warm ambience, conducive to conversation and socializing. The Japanese often enjoy sipping alcoholic beverages, such as sake or beer, accompanied by light dishes such as yakitori (chicken skewers) or izakaya (Japanese tapas). Lively conversation and laughter echo through the bars, creating a lively atmosphere. For many Japanese, this evening bar routine is a way of relaxing, enjoying themselves and bonding with friends and colleagues.

WHEN TO GO ?

Evenings from 5:30 p.m., and ideally on Friday nights if you'd like an even more festive atmosphere.

HOW TO GET THERE ?

GPS POINT HERE





YAKITORI ALLEY



YAKITORI ALLEY

If you like street photography, you'll love this place.

It's a restaurant alley lit entirely by neon lights, giving it a very warm atmosphere. It's especially at sunset that the restaurants start to light up, illuminating the whole alley.



OUR FEEDBACK

We loved this place so much that we went back 3 times in a row. There are many different types of cuisine, so you're sure to find what you're looking for. There's also the "dining alley" a few meters away, which is also a must in the neighborhood.

WHEN TO GO ?

At sunset, around 6:00 p.m.

HOW TO GET THERE ?

GPS POINT HERE

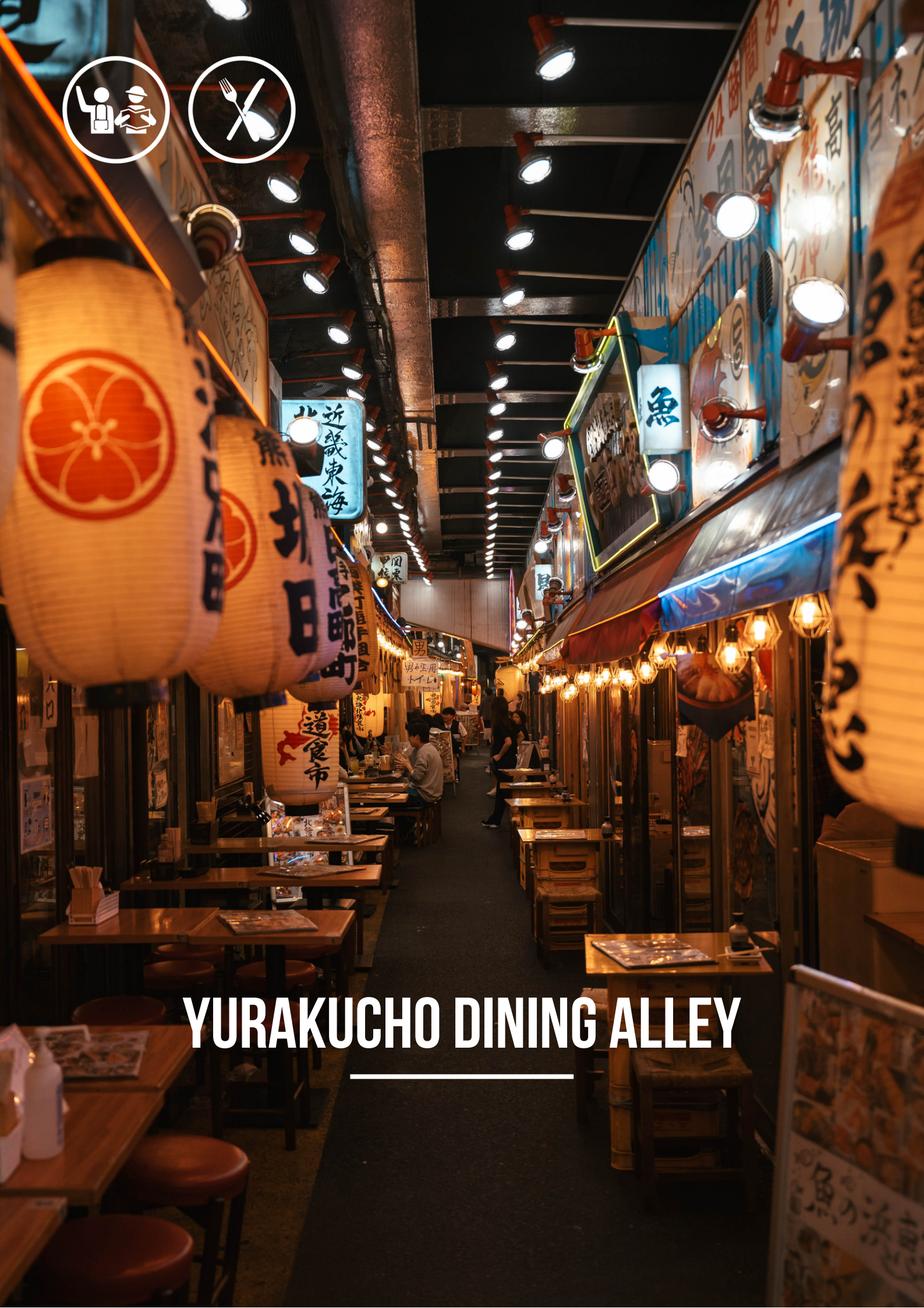

YURAKUCHO DINING ALLEY

YURAKUCHO DINING ALLEY

Dining Alley in Yurakucho is a culinary paradise for lovers of Japanese cuisine. This lively area is packed with small restaurants and street stalls offering a variety of delicious dishes. From fresh sushi and tasty noodles to quality grilled meat, visitors can feast on authentic local specialties. The vibrant and friendly atmosphere adds to the charm of the dining experience. Whether you're a food lover or a culinary adventurer, Dining Alley in Yurakucho is a must for discovering the diversity of Japanese cuisine.

OUR FEEDBACK

We discovered this place purely by chance while wandering around Yurakucho. It was one of the best surprises we've had in Japan. The atmosphere and environment make this spot a must in Tokyo.

CLICK HERE for our latest video in this alley.

WHEN TO GO ?

Around 6 p.m.

HOW TO GET THERE ?

GPS POINT HERE





MYSTAYS HOTEL



MYSTAYS HOTEL

Mystays hotels are in all the main cities of Japan. The staff are very friendly and professional. They offer rooms of many different sizes and are always equipped with free wifi and a TV.

OUR FEEDBACK

We stayed at a Mystays hotel in Asakusabashi for 10 days. The room and bed were small, but as we didn't spend much time in the hotel other than sleeping, it suited us just fine. Mystays hotels are often equipped with laundry facilities and storage space for suitcases.

TOKYO

TO BOOK CLICK HERE

KYOTO

TO BOOK CLICK HERE




ASAKUSABASHI
焼肉
YAKINIKU
Asahi

ASAKUSABASHI

Asakusabashi is a quiet neighborhood just a 10-minute walk from Akihabara. There are restaurants, antique stores, textile stores and stalls selling traditional souvenirs.

OUR FEEDBACK

We loved living in this district. There are some very good restaurants, and the alleyways are very pretty. In the evening, it's very quiet and therefore perfect for relaxing. It's also a great place for street photography.

HOW TO GET THERE ?

GPS POINT HERE



THE PRINCE GALLERY



THE PRINCE GALLERY HOTEL

The Prince Gallery Hotel is a luxury hotel located in the heart of Tokyo. With breathtaking views over the city, this establishment offers a spectacular setting for travelers. Spacious, elegantly appointed rooms offer the ultimate in comfort, while state-of-the-art amenities and premium services ensure an unforgettable experience. The hotel's restaurants offer refined cuisine, from traditional Japanese dishes to international specialties. In addition, facilities include a spa, gym and meeting spaces, catering to the needs of both business and leisure travelers.

OUR FEEDBACK

Our room was located on the 33rd floor. We had an exceptional view of the whole of Tokyo. The gym was also the nicest we've seen in a hotel so far.

CLICK HERE to see a video of the hotel room.

TO BOOK CLICK HERE






THE GATE HOTEL



THE GATE HOTEL

The Gate Hotel Tokyo is a modern hotel located in Tokyo's Ginza district. With its contemporary design and panoramic view of the city, this hotel offers a unique experience. Rooms are elegantly decorated and equipped with top-of-the-range amenities to ensure guest comfort. The hotel's restaurant serves Japanese and international cuisine, highlighting delicious flavors. What's more, the hotel's proximity to luxury boutiques, art galleries and cultural attractions makes it an ideal base for exploring the city.

OUR FEEDBACK

We loved this hotel, not only because it offered so many comforts, but also because it's just a few minutes' walk from the dining alley and Yakitori alley. The staff were very friendly and professional.

CLICK HERE to see a video of the hotel.

TO BOOK CLICK HERE

SUMIDA

墨田区



SUMIDA PARK
SKYTREE
TOKYO TOWER
SENSO-JI
CHUO DORI STREET

HAT COFFEE
KAMAMESHI HARU


SUMIDA PARK

SUMIDA PARK

Sumida Park is a magnificent green space located along the Sumida River. Visitors can enjoy relaxing strolls along paths lined with cherry trees, creating an enchanting atmosphere during the sakura blossom season in spring. The park also offers breathtaking views of the famous Tokyo Skytree, Japan's tallest freestanding tower. Cultural events and festivals are held here throughout the year, adding a touch of entertainment to the experience. Whether for picnicking, jogging or simply enjoying nature, Sumida Park is a peaceful gem to discover in Tokyo.

OUR FEEDBACK

If you're looking for a place to contemplate the Skytree, this is an ideal location. There are also several cafés along the way if you fancy a bite to eat.

WHEN TO GO ?

It's fun to go at any time.

HOW TO GET THERE ?

GPS POINT HERE







HAT COFFEE

HAT COFFEE (@hat_coffee)

Hat coffee is Tokyo's latte art specialist. Do you know what latte art is?

Latte art is a technique used by baristas to create artistic designs on the surface of a coffee-based beverage, such as a café au lait or cappuccino. It involves skillfully pouring heated milk into the espresso, creating patterns such as hearts, flowers or geometric designs. Latte art is achieved by controlling the flow of milk and using precise movements with the cup to draw the desired patterns.

OUR FEEDBACK

Hat Coffee is one of the cafés offering this experience in Tokyo. You can enter any image you like on your phone, and the barista will create it for you in 3D on your coffee. We showed him a photo of Laura's cat and my favorite pokémon "Ectoplasma", and he drew them on our coffee in just a few minutes. It's an experience you really shouldn't miss if you go to Tokyo.

CLICK HERE to see the video of this experience.

HOW TO GET THERE ?

You'll need to book 1-2 weeks in advance to get a place in the café.

TO RESERVE, CLICK HERE

Tip: open the link on Google Chrome to automatically translate the site into French.

Laura: I personally had trouble booking on their site due to a bug, so I wrote to them in a private message on Instagram and they made the reservation for me.

GPS POINT HERE





SKYTREE



SKYTREE

The Tokyo Skytree is a landmark tower in Tokyo, Japan. With a height of 634 metres. It is one of the world's tallest structures, offering breathtaking panoramic views of the city. Observatories at different heights allow visitors to admire Tokyo's cityscape, including famous sights such as Mount Fuji on a clear day. Tokyo Skytree is also home to stores, restaurants and an aquarium, providing a complete experience for visitors. Its elegant, modern design makes it an iconic symbol of the city and a must-see tourist attraction.

There are several places to see it:

Sumida Park: This park runs alongside the Sumida River and offers a magnificent view of the Tokyo Skytree. It's a popular place to admire the tower, especially during the cherry blossom season in spring.

Asakusa: The Asakusa district is home to the famous Senso-ji temple, which also offers impressive views of the Tokyo Skytree from some of its observation areas.

Roppongi Hills: The Roppongi Hills complex includes a high-rise observatory, offering unobstructed views of the entire city, including the Syktree.
The cost per person is JPY 2,200 (approx. EUR 14.-).

HOW TO GET THERE ?

GPS POINT HERE





TOKYO TOWER



TOKYO TOWER

Tokyo Tower is a famous observation tower in Tokyo's Shiba-Koen district. With a height of 333 meters, it offers an incredible panoramic view of the city. Its slender structure and bright orange color make it an emblematic symbol of Tokyo. The tower also houses restaurants, stores and museums, offering visitors a complete experience. At night, the Tokyo Tower lights up in a variety of colors, creating a captivating visual spectacle. It's a must-see for tourists wishing to admire Tokyo's beauty from above.

Why does the Tokyo Tower look like the Eiffel Tower?

The Tokyo Tower is similar to the Eiffel Tower because of its direct inspiration from the latter's design. Tokyo Tower was built in 1958 as a broadcasting tower for television and radio signals. Architect Tachū Naitō was inspired by the Eiffel Tower in Paris to design Tokyo Tower's structure. Similarities include the overall metal lattice form and observation platforms located at different heights. However, the Tokyo Tower differs in terms of height and color, with its distinctive orange paint scheme setting it apart from the Eiffel Tower.

There are several places where you can admire the Tokoy Tower:

1. **Roppongi Hills:** This urban complex in Roppongi is home to high-rise observatories offering breathtaking views of Tokyo, including the Tokyo Tower. The observation terraces offer panoramic views of the city.

The cost per person is JPY 2,200 (approx. EUR 14.-).

Roppongi Hills

1

GPS POINT HERE





In the middle of an alley

2

GPS POINT HERE

Near the Tower

3

GPS POINT HERE



SENSO-JI



SENSO-JI

Senso-ji temple is a historic landmark in Tokyo's Asakusa district. Founded in the 7th century, it is the city's oldest Buddhist temple. Visitors are greeted by the majestic Kaminarimon Gate, adorned with the gigantic red lantern and the famous Thunder Gate. Crossing this gate, they enter Nakamise-dori, a traditional shopping street filled with boutiques offering souvenirs and local specialties. At the end of the street is the main temple, where worshipers can pray and discover the religious treasures on display. Senso-ji is particularly lively during traditional festivals such as Sanja Matsuri (May 19-21), attracting crowds from Tokyo and beyond.

THE OMIKUJI CAN ALSO BE FOUND HERE

LOmikuji is a Japanese tradition where visitors of temples and shrines can draw a strip of paper called an omikuji to obtain a prediction or piece of advice. Omikuji are usually available in boxes or drawers where visitors can draw them randomly.

The strips contain different levels of fortune, ranging from the best to the worst. Once the omikuji has been drawn, visitors can read the prediction or advice written on it. Depending on the result, the omikuji can be kept as a good-luck charm or attached to specific wishing trees in the temple or shrine.



OUR FEEDBACK

This is one of the most beautiful temples we've visited in Japan. The shopping street is also full of small boutiques and very nice little restaurants. There are also 2 small mochi restaurants that are a must-try. You'll find strawberry, custard, and chocolate mochi. We tried all 3, and our favorites were custard and chocolate.

WHEN TO GO ?

Avoid weekends, as it's often very busy.

HOW TO GET THERE ?

GPS POINT HERE




KAMAMESHI HARU

KAMAMESHI HARU

The Kamameshi Haru restaurant is a must for lovers of Japanese cuisine in Tokyo. Specializing in kamameshi, a traditional rice dish cooked in a cast-iron pot, this restaurant offers an authentic culinary experience. Dishes are carefully prepared and presented in charming individual pots, preserving all the flavor and texture of the rice. The menu offers a variety of delicious combinations, from classic versions to more creative options with seasonal ingredients. Kamameshi Haru's warm and friendly atmosphere makes it an ideal destination to enjoy a comforting and tasty meal in a traditional Japanese atmosphere.

OUR FEEDBACK

We loved this restaurant, which is very close to the Asakusa Shrine. We also got to experience eating at a tiny table, sitting cross-legged.

In Japan, eating on small tables, called "zabuton" and "chabudai", is a traditional practice that goes back centuries. There are several reasons behind this custom:

Cultural tradition: The habit of eating low to the ground dates back to the days when Japanese houses were built mainly of natural materials such as tatami. Small tables were used to sit comfortably on the floor.

Practicality and space: small tables often optimize space in the tiny Japanese home. They can be easily stored away when space is needed for other activities.

Social interaction: They also encourage intimacy and social interaction at mealtimes. It creates a more convivial atmosphere and allows diners to get closer to each other.

Gastronomic tradition: It's also associated with Japanese gastronomic tradition, particularly for dishes like sushi, tempura and food served on small plates.

Budget per person approx. EUR 12.- for main course and drink.





CHUO DORI STREET

CHUO DORI STREET

Chuo Dori Street is an emblematic street near Asakusa street and Senso-Ji temple. You can see people dressed in traditional Japanese outfits, called kimono, pulling small carriages called "jinrikisha" or "rickshaw" with tourists on board. These rickshaws are a historic means of transport dating back to the Edo period in Japan. Rickshaw pullers, also known as "rikishawala", add a touch of authenticity and charm to the Asakusa tourist experience. They carry visitors along the cobbled streets, showing off the area's iconic sites such as Senso-ji temple and the lively backstreets. This tradition offers a unique way to enjoy Asakusa's cultural charm while immersing yourself in a nostalgic atmosphere of the past.



OUR FEEDBACK

We didn't try out the rikishawala experience, but we fell in love with this little alley.

HOW TO GET THERE ?

GPS POINT HERE

SHIBUYA

渋谷区



HARAJUKU
STREET
SHIBUYA SKY
SHIBUYA CROSSING
CENTER GAI

POKEMON CENTER

GO-KART TOKYO

NINTENDO SHOP

GO-KART TOKYO



GO-KART TOKYO

You can get behind the wheel of a miniature go-kart and drive through the famous streets of the Japanese capital, such as Shibuya or Akihabara. Participants are dressed as video game or manga characters, adding a playful touch to the experience. As well as enjoying the thrill of speed, you can also take in Tokyo's beautiful cityscape as you hurtle down the bustling streets. This activity has become very popular with tourists looking for a unique adventure in the heart of bustling Tokyo.

OUR FEEDBACK

This is a unique experience not to be missed. It's important to book the activity well in advance and to translate your international permit into Japanese. You'll have to pay JPY 17,500 per person, i.e. around EUR 120.-.

CLICK HERE to see the video.

Link to website








NINTENDO SHOP

NINTENDO SHOP

The Nintendo Shop in Shibuya is a paradise for video game fans and lovers of the famous Nintendo brand. Located in Tokyo's bustling Shibuya district, this store offers an immersive experience for all Nintendo game enthusiasts. It features a wide range of products, from game consoles to the games themselves, as well as accessories and exclusive merchandise.



OUR FEEDBACK

You can try out the latest Nintendo games and discover interactive demonstrations. In addition, the store is playfully decorated with iconic Nintendo characters, creating a magical atmosphere for video game fans of all ages.

HOW TO GET THERE ?

GPS POINT HERE







TAKESHITA STREET



TAKESHITA STREET

Takeshita Street is a lively street famous for fashion and youth culture. Designer boutiques, vintage clothing stores and concept stores are an emblematic feature of this street. Passers-by can also discover a wide variety of cafés, street food stalls and crêperies, offering a multitude of delicious flavors. On weekends, the street is often invaded by young people in cosplay. Harajuku Street is a must for fashion enthusiasts, street food lovers and the curious in search of creativity and self-expression.

OUR FEEDBACK

If you're looking for cosplay, this is the street for you. There are also plenty of food trucks selling cotton candy and crêpes. We loved strolling down this colorful alleyway.

HOW TO GET THERE ?

GPS POINT HERE


SHIBUYA SKY

SHIBUYA SKY

Shibuya Sky is an observation platform located at the top of Shibuya Scramble Square, one of the iconic buildings in Tokyo's Shibuya district. At a height of 229 meters, Shibuya Sky offers spectacular panoramic views of the city. Visitors can enjoy breathtaking views of skyscrapers, bustling streets and the famous Shibuya intersection from indoor and outdoor observation platforms. Shibuya Sky's modern design and sophisticated ambience make it a popular spot for photography enthusiasts, tourists and Tokyo locals alike. Sunsets and nighttime illuminations add a magical touch to this unforgettable experience.

OUR FEEDBACK

It's important to book 1 to 2 months in advance to ensure availability. Shibuya sky is one of our favorite spots for photographing the famous Shibuya crossing. Admission costs JPY 2,500 per person, i.e. around EUR 17.-.

TO BOOK CLICK HERE

CLICK HERE to see a video of this place.

HOW TO GET THERE ?

GPS POINT HERE







SHIBUYA CROSSING

SHIBUYA CROSSING

Shibuya Crossing, also known as "Scramble Crossing", is one of the world's most famous and lively intersections, located in Tokyo's Shibuya district. Every time the light turns green, thousands of people rush in all directions to cross the streets, creating a chaotic but fascinating scene. The bright neon lights, giant screens and colorful advertisements that surround the intersection make this electric atmosphere even more so. It's a must-see for photographers, shoppers and the curious, offering total immersion in Tokyo's hectic urban life.

OUR FEEDBACK

On average, more than 2.4 million people pass through Shibuya every day, or around 2,500 pedestrians each time.

Crossing it for the first time is certainly a surreal experience that travelers from all over the world talk about after visiting Tokyo.



There are plenty of places to photograph the Shibuya crossing:

- In the middle of the pedestrian passage

- Shibuya Station Bridge
It connects to the station and offers a fine view northwards.

- View from the roof of Mag's park
You'll have to climb to the top floor of the building and buy a drink on the spot to access this spot.

GPS POINT HERE

CLICK HERE to see the video from this point of view.

- Shibuya sky
At the top of the building, you can see the crosswalk at a height of 229 m.

GPS POINT HERE (SHIBUYA CROSSING)







CENTER GAI


カラオケ歌広場
カラオケ&パーティー
渋谷センター街
5·6F
4F
3F
2F
24h
1F
B1F
B1
Miami Garden
BURGER KING
Welcome

CENTER GAI

Center Gai is a lively, trendy street in Tokyo's Shibuya district. It's renowned for its vibrant nightlife, trendy fashion boutiques, cafés and restaurants. Center Gai is a popular gathering place for Tokyo's youth, offering an electric atmosphere and a lively feel. There's a wide variety of stores selling clothes, accessories, vinyl records, gadgets and much more. It's also an ideal place to observe Japanese street fashion and discover the latest trends. Whether for shopping, entertainment or simply a stroll, Center Gai is a must-see experience in Shibuya.

OUR FEEDBACK

It's also a wonderful street to photograph. At night, dozens of illuminated signs light up the whole district.



WHEN TO GO ?

At sunset, around 6 p.m

HOW TO GET THERE?

GPS POINT HERE







POKEMON CENTER SHIBUYA

POKEMON CENTER SHIBUYA

The Pokémon Center in Shibuya is a paradise for Pokémon fans in Tokyo's bustling Shibuya district. It's an official store entirely dedicated to the world of Pokémon, offering a wide selection of merchandise including plush toys, clothing, playing cards, video games and much more. Visitors can find exclusive items and limited editions available only at Pokémon Centers. The store is also decorated with colorful Pokémon motifs, creating a playful and immersive atmosphere. Special events and meet-and-greets with Pokémon characters are also organized regularly, offering an even more exciting experience for fans of all ages.

OUR FEEDBACK

We visited a lot of Pokémon centers during our trip to Japan, but the Pokémon center in Shibuya is our favorite. It has all the plush Pokémon of almost every generation. If you suddenly can't find the one you're looking for, don't hesitate to ask the staff, who'll find it for you in their stock at the back of the store.

WHEN TO GO ?

Don't go at weekends, as it'll be too busy. Ideally, you should go in the morning around 9am.

HOW TO GET THERE ?

GPS POINT HERE





MINATO

港区



TEAMLAB PLANETS
ROPPONGI HILLS

ONIBUS CAFE

DISNEYLAND
(36 minutes)

TEAMLAB PLANETS



TEAMLAB PLANETS

TeamLab Planets is an immersive art experience located in Tokyo. It's a space where art, technology and nature meet to create a unique multisensory experience. Visitors are invited to explore different interactive environments, such as pools filled with digital water, luminous landscapes and sensory installations. The artworks react to visitors' movements and interactions, creating a personalized, participatory experience. Lighting effects, video projections and sound effects transport visitors into a magical, dreamlike world. TeamLab Planets offers an immersive artistic experience that defies the traditional boundaries of art and invites viewers to become an integral part of the artwork itself.

OUR FEEDBACK

This is a unique experience not to be missed if you go to Tokyo. We advise you to wear shorts, as some rooms are 30 cm deep and many people in jeans were soaked.

IMPORTANT: It's important to book tickets at least 1 month in advance, as this has become very popular.

TO BOOK CLICK HERE

WHEN TO GO ?

To avoid overcrowding in the various venues, we advise you to get there early in the morning to be the first to arrive, or late in the evening from 8-9pm.

HOW TO GET THERE ?

GPS POINT HERE





ROPPONGI HILLS



ROPPONGI HILLS

The Mori Tower, also known as the Mori Tower, is an architectural icon located in the heart of Tokyo's Roppongi Hills. With its 54 floors, it offers breathtaking views of the city from its panoramic observatory at the top. The Mori Tower is also home to the Mori Art Museum, which presents contemporary exhibitions and captivating art installations. Visitors can enjoy upscale restaurants, souvenir stores and an observation lounge at the top of the tower. Day or night, the Mori Tower offers a unique experience for admiring Tokyo's skyscrapers and the beauty of the city stretching as far as the eye can see.

OUR FEEDBACK

It's much less crowded than other tourist spots, such as Shibuya Sky. It's a perfect spot for photographing the Tokyo Tower, which is right in front of the panoramic observatory at the top. Admission costs JPY 2,200 per person, i.e. around EUR 17.-. Reservations are not required.

WHEN TO GO ?

Go around 5 p.m. for a daytime photo of the Tokyo Tower and wait just over an hour for a nighttime photo.

HOW TO GET THERE ?

GPS POINT HERE






ONIBUS CAFE

ONIBUS CAFE

Onibus café is like no other. If you go up to the second floor, you'll be able to see several subways running just a few meters away. It's a very pretty café, offering mainly coffees and small snacks like banana bread.

OUR FEEDBACK

This café has a lot of charm. It's in a nice little alley, ideal for a stroll.

WHEN TO GO ?

We advise you to go when it opens at 9 a.m. to be sure of getting a seat in front of the trains.

HOW TO GET THERE ?

GPS POINT HERE



DISNEYLAND TOKYO



DISNEYLAND TOKYO (URAYSU)

Disneyland Tokyo is one of Japan's most iconic and popular theme parks. It offers an enchanted world where dreams come true for visitors of all ages. The park offers an immersive experience with classic attractions such as Space Mountain, Pirates of the Caribbean and It's a Small World. Visitors can also meet their favorite Disney characters, enjoy colorful and delightful shows, and immerse themselves in the magic of parades. Disneyland Tokyo is the destination of choice for Disney fans, offering a day full of joy, adventure and unforgettable moments for the whole family.

OUR FEEDBACK

We had a wonderful day in the park, and especially loved the parade. You can download the "Disney Resort" app, where you'll be able to see all the park's attractions and find out in real time how long each queue will take. It's essential to book your ticket 2 or 3 months in advance, as tickets go fast.

It's quite difficult to buy tickets directly on the Disney website, as they often ask for a Japanese telephone number. We had to use the Klook platform to buy our tickets.

Price: admission costs around EUR 60.- per person.

TO BOOK CLICK HERE

CLICK HERE to download the Disney app.



HOW DO I GET THERE ?

GPS POINT HERE





MONT FUJI

富士山



MONT FUJI
LAKE KAWAGUCHI
CHUREITO PAGODA
FUJIYOSHIDA
FUJIYOSHIDA
STREET

FUJINOYA HOTEL

EBISU YANOMORI
CISCO COFFEE

KAWAGUCHI ASAMA
SHRINE
TENKU NO TORI
SHIOGAMA SHRINE


MONT FUJI

MOUNT FUJI

Mount Fuji, or Fujisan in Japanese, is an iconic symbol of Japan and a popular destination for visitors. It is the country's highest peak, culminating at 3,776 meters above sea level. Mount Fuji is an active volcano, but it is also revered for its picturesque beauty and distinctive conical shape. Many hikers climb Mount Fuji during summer to enjoy spectacular panoramic views from the summit. The region around Mount Fuji also offers magnificent scenery with its lakes, forests and hot springs, creating a peaceful and serene atmosphere. Contemplating Mount Fuji is an unforgettable experience that embodies the natural majesty of Japan.

OUR FEEDBACK

Contemplating Mount Fuji was on our bucket list when we arrived in Japan, and we weren't disappointed. The mountain is magnificent, and the surrounding landscape is well worth the detour.

WHEN TO GO ?

The best times to visit Mount Fuji are during the cherry blossom season, from late March to April, and in autumn.

HOW TO GET THERE ?

To get from Shinjuku to Kawaguchiko, follow these steps:

Take the JR Chuo line from Shinjuku station to Otsuki station. The trip takes about 1 hour and is covered by the JR Pass.

At Otsuki station, transfer to the Fujikyu Railway line to Kawaguchiko. You can buy a separate ticket for this section. The train journey takes about 50 minutes.

All routes and changes are detailed on the google maps application. Simply enter your departure and arrival points, and the app will show you all the trains you need to take.

HOW DO I BUY A TRAIN TICKET

Go to Shinjuku station and look for the ticket office or automatic ticket machine.

If you prefer to buy your ticket at the ticket office, you'll have to queue up and tell the ticket agent your destination, which is Kawaguchiko. If you don't speak Japanese, it may be useful to prepare a note or a translation application to facilitate communication.

If you prefer to use an automatic machine, look for the Kawaguchiko ticket purchase option. Machines are often available in several languages, including English.

Select the type of ticket you require, taking into account timetables and fares. You can buy a one-way ticket or a round-trip ticket if you plan to return to Shinjuku.


FUJINOYA HOTEL

FUJINOYA HOTEL

Fujinoya, also known as "Fujinoya Ryokan" in Japanese, is a traditional inn located in the Kawaguchiko region, at the foot of Mount Fuji. This establishment offers an authentic ryokan experience, with traditionally decorated Japanese rooms, Japanese thermal baths (onsen) and refined kaiseki meals. Guests can enjoy magnificent views of Mount Fuji from the rooms or common areas. Fujinoya also offers cultural activities such as tea ceremonies and Japanese dance performances. It's an ideal place to relax, recharge and immerse yourself in the natural beauty of the Kawaguchiko region.

OUR FEEDBACK

4 of us stayed in the same room (us and our friends). We all slept on futons, which are thin, soft mattresses placed directly on the floor or on tatami mats. The experience was extraordinary, and we slept surprisingly well, even though the bed was harder than a normal one. There are no individual showers, only an onsen shared with all the other hotel guests. (This is of course separated by gender).

WHAT'S AN ONSEN ?

An onsen is a Japanese thermal bath, fed by natural hot springs rich in minerals. Onsen are an important cultural tradition in Japan, and the Japanese generally enjoy bathing in these thermal waters for relaxation and rejuvenation. Onsen can be public, where people bathe together, or private, accessible in certain hotels or ryokans (traditional Japanese inns). Onsen baths are often segregated by gender, and it's important to observe rules of etiquette and cleanliness when entering an onsen, such as washing thoroughly before entering the water. Onsen are renowned for their health benefits and their ability to soothe both body and mind.

HOW TO GET THERE ?

GPS POINT HERE

TO BOOK CLICK HERE



LAKE KAWAGUCHI



LAKE KAWAGUCHI

Lake Kawaguchi is one of the five lakes surrounding Mount Fuji. It is well known for its picturesque views of Mount Fuji, which is reflected magnificently in its calm waters. Lake Kawaguchi offers many leisure activities, including scenic boat cruises, hiking trails along its shores and picturesque picnic areas. Spring cherry blossoms and autumn colors make Lake Kawaguchi a popular spot for nature lovers and photographers.

WHEN TO GO ?

Ideally during the cherry blossom season or in autumn.

HOW TO GET THERE ?

GPS POINT HERE



CHUREITO PAGODA



CHUREITO PAGODA

The Chureito Pagoda is in Fujiyoshida, near Lake Kawaguchi. It offers a spectacular view of Mount Fuji, providing one of the country's most famous panoramas. The pagoda, built in 1963, is located at the top of a steep hill and can be reached via a 398-step staircase. Visitors can capture iconic images of Mount Fuji with the five-storey red pagoda in the foreground.

OUR FEEDBACK

We went early in the morning as we knew it was a very touristy place. When you arrive, we'd advise you to go straight to the pagoda and make the most of the fact that there's no one there, then go down and enjoy the various activities and food stalls on site.

WHEN TO GO ?

The best time to visit the Chureito pagoda is during the cherry blossom (sakura) season, or in autumn, when the colors are most vibrant. It's a must for photography enthusiasts and nature lovers looking to capture the beauty of Mount Fuji.

HOW TO GET THERE ?

You can get there by cab, which you can contact via your hotel reception.

GPS POINT HERE





KAWAGUCHI ASAMA SHRINE



KAWAGUCHI ASAMA SHRINE

Kawaguchi Asama Shrine is a Shinto sanctuary located near Lake Kawaguchi, in the Five Lakes region of Fuji, Japan. It is dedicated to Asama-no-Okami, the divinity of Mount Fuji and volcanic fire. The sanctuary offers a peaceful, serene atmosphere, surrounded by magnificent natural scenery. Visitors can pray and participate in traditional rituals, such as hand-rinsing and purification, to honor the deity and seek his protection. It's a place of spirituality and tranquility where visitors can connect with nature and Japanese culture.

OUR FEEDBACK

You'll pass through this temple in any case if you go to Tenku no Torii, a 30-minute walk up the mountain. The temple's atmosphere is calm and mysterious. Clearly worth the detour.

HOW TO GET THERE ?

GPS POINT HERE



TENKU NO TORII



TENKU NO TORII

Tenku no torii" is a Japanese expression meaning "the gates of heaven". These gates often symbolize the passage between the earthly and spiritual worlds in Japanese culture. They are usually represented by red torii gates, which mark the entrance to Shinto shrines in Japan. These majestic gates, erected at the top of staircases or hilltops, create an atmosphere of mystery and wonder. They invite visitors to cross the threshold and explore another universe, a sacred world where nature and spirituality meet. Tenku no torii embodies the connection between heaven and earth, a timeless bond that transcends material boundaries.

OUR FEEDBACK

We visited this spot at sunrise when the place was still closed, but we weren't aware that there were specific opening times. We were a little disappointed, as they've added some barriers that distort the place, but it's still a magnificent spot.

WHEN TO GO ?

You should go when Mount Fuji is visible.

Times: 09:00 - 16:00

HOW TO GET THERE ?

It's about a 30-minute walk from the foot of the mountain.

You can also get there by car or cab.

GPS POINT HERE




SHIOGAMA SHRINE

SHIOGAMA SHRINE

The Shiogama Shrine is a Shinto sanctuary located near the Chureito Pagoda in Fujiyoshida.

WHAT IS SHINTO SHRINE ?

A Shinto shrine is a place of worship in the Shinto religion, indigenous to Japan. Shintoism is a spiritual practice that emphasizes respect for natural forces and the spirits that inhabit them. Shinto sanctuaries are often located in natural areas, such as mountains, forests or rivers, considered sacred. They are characterized by wooden buildings, torii gates, altars and statues representing Shinto deities.

OUR FEEDBACK

If you're going to the Chureito pagoda, you'll automatically pass by this place. It's just down the stairs from the Chureito pagoda.

Mathieu: I preferred this spot to that of the Chureito pagoda, yet very few people take photos of this magnificent torii.

HOW TO GET THERE ?

GPS POINT HERE







FUJIYOSHIDA STREET



FUJIYOSHIDA STREET

There are several alleys in Shimoyoshida where you can catch a glimpse of Mount Fuji in the background. It's a perfect spot for photos, as you won't disturb many cars, unlike the main street, where there's a lot more traffic.

OUR FEEDBACK

It's a quiet spot where you can sit back and take photos without disturbing anyone. It's magnificent, with Mount Fuji in the background.

HOW TO GET THERE?

GPS POINT HERE



FUJIYOSHIDA

FUJIYOSHIDA

Fujiyoshida is a town in Yamanashi prefecture. It is known as one of the gateways to Mount Fuji, Japan's highest mountain. The town offers spectacular views of Mount Fuji from various locations, such as the Chureito Pagoda and the Kawaguchiko Asama Shrine.

OUR FEEDBACK

This is a very popular spot with tourists. You'll have to be careful, though, as cars go very fast on this road. To get a shot that gives you the impression that Mount Fuji is just behind the town, we recommend using a lens with at least 100mm.





WHEN TO GO ?

Ideally at sunset, when the lights along the road are illuminated.

HOW TO GET THERE ?

GPS POINT HERE

EBISU YANOMORI



EBISU YANOMORI

Yonomori is a restaurant located close to the majestic Mount Fuji. With its traditional Japanese cuisine and warm ambience, it offers a unique culinary experience. Dishes are prepared with fresh, local ingredients, highlighting the delicate flavors of the region. Whether you're looking for exquisite sushi or authentic Japanese dishes, Yonomori is the ideal place for a gastronomic experience near Mount Fuji.





OUR FEEDBACK

We were made very welcome and the food was delicious. We spent around EUR 15 per person on the starter and main course.

HOW TO GET THERE ?

GPS POINT HERE

CISCO COFFEE



CISCO COFFEE

Café Cisco is a charming café located close to the magnificent Mount Fuji. With its modern decor and welcoming atmosphere, it's the ideal place to relax and enjoy a coffee break. The café offers a wide selection of hot and cold drinks, as well as delicious pastries, all prepared with care. Guests can enjoy their coffee while admiring the breathtaking view of Mount Fuji from the café's terrace. Whether you're looking for an energizing break or a sweet treat, Café Cisco offers a relaxing and gourmet experience close to Mount Fuji.

OUR FEEDBACK

We loved this café. The atmosphere is very cosy, and the staff are very friendly. We've been there several times for breakfast.

HOW TO GET THERE ?

GPS POINT HERE





OSAKA

大阪市



DOTONBORI SHINSEKAI YAKINIKU HORUMON

TEN YEN COIN

MIMARU HOTEL

UNIVERSAL STUDIOS

OSAKA CASTLE



TEN YEN COIN

TEN YEN COIN

Ten Yen coin Pancake is a popular specialty in Osaka. They can be found along the Dotonbori canal. It's a must for foodies visiting Osaka.

OUR FEEDBACK

You'll see several food trucks offering this specialty, but you can go to the one along the canal (see gps point below). If you like cheese, you'll love this typical Osaka dish.

CLICK HERE to see what it looks like.

HOW TO GET THERE ?

GPS POINT HERE




MIMARU HOTEL

MIMARU HOTEL

The Mimaru Hotel is a renowned establishment located in the heart of Osaka. This luxury hotel offers a perfect blend of modern design and traditional Japanese elegance. The spacious, elegant rooms are equipped with all the amenities needed for a comfortable stay. Guests can enjoy outstanding service and warm hospitality throughout their stay.

OUR FEEDBACK

Here are the hotels we stayed at in Osaka and highly recommend:

1. Mimaru Osaka Namba station, located in the center of the "manga" district, specializes in board games, which you can find at reception or even in your room.

TO BOOK CLICK HERE

2. Mimaru Osaka Shinsaibashi East doesn't specialize in games, but offers spacious rooms, often with a video projector and a small lounge. You'll find a sake dispenser at reception, which is really quite atypical.

TO BOOK CLICK HERE



CLICK HERE to see a video of these hotels.



OSAKA CASTLE



OSAKA CASTLE

Osaka Castle is one of the city's major historical and architectural icons. Nestling in the heart of a magnificent park, it offers a glimpse into Japanese history. The castle's imposing structure, with its stone walls and traditional roofs. This is a breathtaking sight. Visitors can explore the castle's various rooms, some of which house exhibitions on the Japanese feudal period. From the top of the main tower, visitors can enjoy a spectacular panoramic view of the city of Osaka. Osaka Castle is a must-see for those wishing to discover the history and culture of Japan.

OUR FEEDBACK

We recommend going in the morning, around 8am, to catch a glimpse of Osaka locals practicing Tai Chi right in front of the castle. We also noticed a spot by a lake where you can see the reflection of the castle in the water. It's a beautiful location. The château itself opens at 9am.

CLICK HERE to see a video of this magnificent castle.

What is Thai Chi ?

Tai Chi, also known as Tai Chi Chuan, is a Chinese martial art that is also practiced as a form of exercise for health and well-being. It is characterized by fluid, slow, and continuous movements, performed with upright posture and deep breathing. Tai Chi movements are based on principles such as balance, relaxation, coordination, and the circulation of internal energy (called "qi"). It is often practised in groups or solo, with the aim of promoting mental relaxation, flexibility, muscular strength, balance, and coordination. Tai Chi is appreciated both for its physical benefits and for its potential for inner calm and serenity.

HOW TO GET THERE ?

GPS POINT HERE



DOTONBORI



夢ある住まい
エステムシリーズ
日商エステム
かぜに
改源
オリジュウ
Asue
丸善インテックは、
株式会社 Asue
に変わりました。
SUPER "DRY"
Asahi
生
スーパードライ
Glico
グリコ
毎日骨太
MBP
明日も、元気に!
CHINTAI
ピップ
Apr. 16, 2025

DOTONBORI

Dontobori is a lively, iconic district of Osaka, famous for its vibrant culinary scene. Dontobori's narrow and illuminated streets are packed with restaurants, street food stalls and colorful neon signs. It's the perfect place to sample Osaka specialties such as takoyaki (octopus dumplings), okonomiyaki (savory pancakes), and kushikatsu (fried skewers). The effervescent atmosphere and multitude of dining options make Dontobori a must-see destination for food lovers. In addition, the district is also famous for its iconic giant sign, the Glico Running Man, which has become an emblematic symbol of Osaka.



OUR FEEDBACK

Go hungry, because you'll want to taste everything. You can also hop aboard a small boat to cross the city on the canal.

WHEN TO GO ?

Don't go at the weekend, as it'll be too crowded.

HOW TO GET THERE ?

GPS POINT HERE

ICHIBA MARKET



ICHIBA MARKET

The Kuromon Ichiba market is a must for food lovers in Osaka. Located in the Namba district, this lively market is renowned for its colorful stalls offering a wide variety of fresh produce. From fresh seafood to meats, exotic fruits and local produce, you'll find everything you could possibly want in Japanese cuisine.

Visitors can savor sushi, tempura, yakitori skewers and many other culinary delights. The market's lively ambience, with its enticing smells and friendly atmosphere, makes it an unforgettable experience for gourmets visiting Osaka.

OUR FEEDBACK

We spent several days walking around this covered market. Don't hesitate to take your camera at dusk, as there are some wonderful spots to be photographed.

HOW TO GET THERE ?

GPS POINT HERE



SHINSEKAI


社会イノベーションの日立
鶴亀家
24時間営業中
新世界
SHINSEKAI
KIRIN BEER
一番搾り
Asahi
串カツ
120円～
テラス席
喫煙可



SHINSEKAI

Shinsekai is a picturesque district in the city of Osaka. Known for its retro 1900s atmosphere, it offers a unique insight into Osaka's history and culture. Shinsekai's narrow streets are packed with traditional restaurants, street food stalls and small boutiques. The most emblematic attraction is the Tsutenkaku Tower, which offers a panoramic view of the city from its summit. You can also sample local specialties, such as kushikatsu (fried skewers) and takoyaki (octopus dumplings), in the many restaurants in the area. Shinsekai is a dynamic and charming place where history and cuisine meet.

OUR FEEDBACK

Right at the gps point below you'll find a golden Buddha statue. You can rub the Buddha's feet to bring yourself luck and prosperity. The Buddha's feet are considered a sacred and revered symbol, and by touching or rubbing them, visitors hope to attract blessings into their lives. This practice is often associated with wishes for good health, financial success, or personal happiness. Locals and visitors demonstrate their devotion to the Buddha by expressing their respect and gratitude through this gesture. Rubbing the Buddha's feet in the Shinsekai district is therefore a tradition imbued with spirituality and Buddhist culture.

CLICK HERE to see a video of this district.

WHEN TO GO ?

We went at sunset, which was ideal in golden hour.

HOW TO GET THERE ?

GPS POINT HERE



With our friends @marion.bertorello & @sebastienclosuit



UNIVERSAL STUDIOS



UNIVERSAL STUDIOS OSAKA

Universal Studios in Osaka is a must-see theme park, offering a magical experience for visitors of all ages. With attractions inspired by popular films and series, such as Harry Potter, Jurassic Park and the Minions, the park offers an immersive adventure. Visitors can explore spectacular decors, attend breathtaking shows and enjoy thrilling rides. What's more, Universal Studios Osaka offers a variety of restaurants, stores and entertainment for a full day of fun.

OUR FEEDBACK

Universal Studios is one of the best things we've done in Japan. Everything was incredible! Even the queues are an experience thanks to the scenery and the interactions you can have with it. They have an app that lets you see the waiting time for each attraction in real time. It's very important to book your ticket well in advance to ensure availability. We advise you to go on an evening when the park closes at around 10 p.m., so you can enjoy the park even when it's dark (especially for Harry Potter World).

SUPER NINTENDO WORLD

Super Nintendo World is part of Universal Studios and is a limited-entry area of the park. You don't need to pay anything extra to get in, but you'll have to hurry when the park opens to make sure you get in.

Opening times: the park's opening times vary from day to day, sometimes opening at 8am and sometimes at 9am, and closing times are not fixed.

Price: admission costs JPY 8,600 per person during the week and a little more at weekends (around EUR 60.-).



TO BOOK CLICK HERE

If this doesn't work and they ask for a Japanese number, CLICK HERE TO BOOK.

CLICK HERE to download the app.

HOW TO GET THERE ?

GPS POINT HERE



YAKINIKU HORUMON

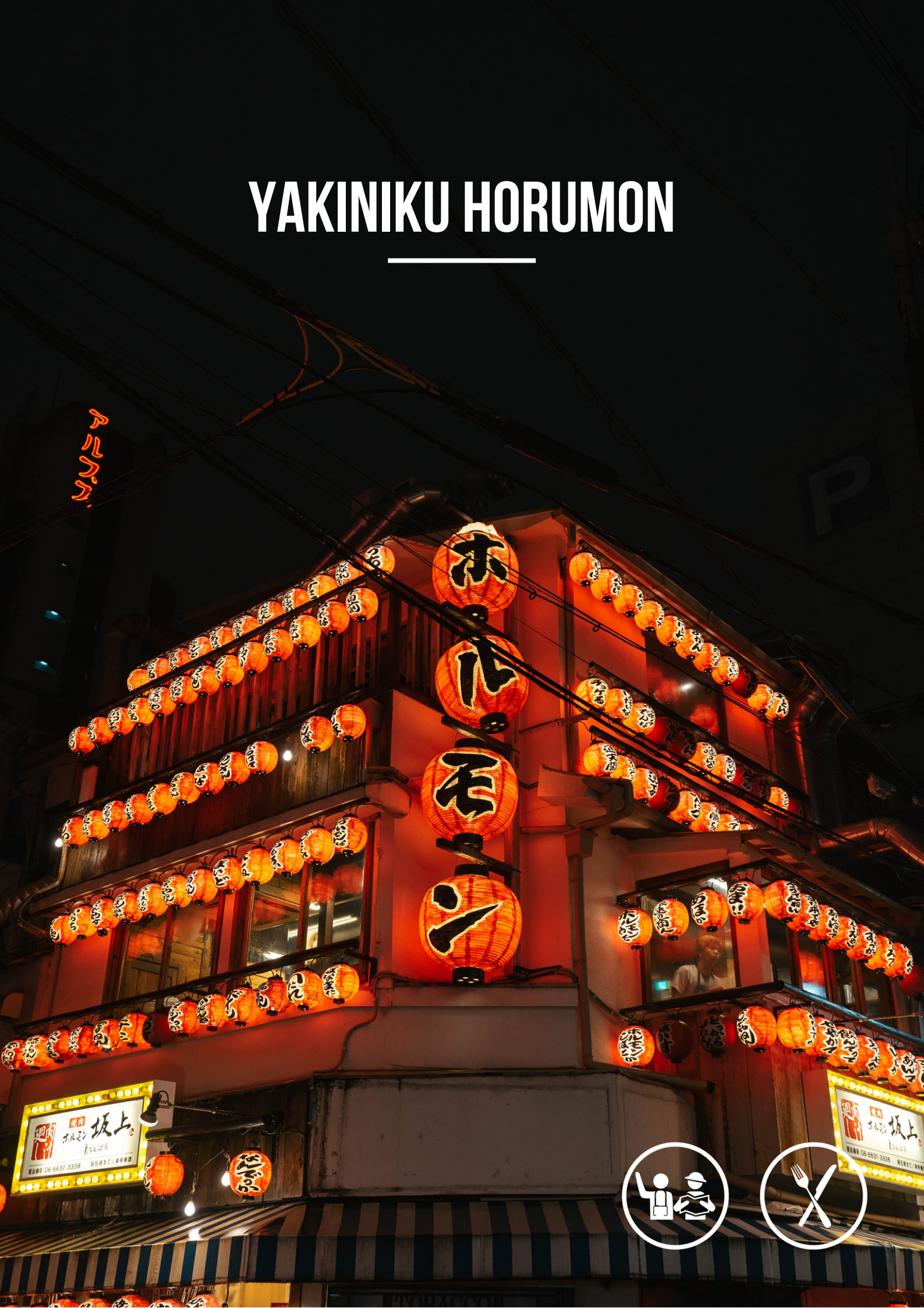

YAKINIKU HORUMON

Osaka's alleyways offer an authentic experience of Japanese city life. These narrow passages, called "yokocho", are filled with small boutiques, traditional restaurants and intimate bars. Strolling through the alleys, you can discover local specialties such as okonomiyaki (savory pancakes) and kushikatsu (fried skewers). What's more, some alleys are adorned with traditional lanterns and colorful decorations, which we love to take photos of. Osaka's alleyways are a real hidden treasure for travelers in search of authenticity and culinary delights.

OUR FEEDBACK

We did a lot of street photography here. Don't hesitate to take a stroll through the narrow streets, as you're certain to come across many wonderful spots to photograph.

HOW TO GET THERE ?

GPS POINT HERE



NARA

奈良市



NARA PARK

TODAI-JI
BUDDHA TEMPLE

NARA PARK



NARA PARK

Nara Park, located in Nara, Japan, is a cultural and natural gem. It is home to hundreds of free-roaming fallow deer, considered divine messengers in the Shinto religion. The park's vast green spaces invite you to relax and contemplate, while the magnificent temples and pagodas offer an insight into Japanese history and spirituality.

OUR FEEDBACK

When you arrive at Nara station, you'll already see a lot of deer on the sidewalks, as well as a lot of cookie sellers. We didn't stop here, as the vendors were quite aggressive with the deer. We didn't buy any cookies either, as fallow deer get a bit aggressive when tourists wave cookies around, and we don't think it's a good idea for a fallow deer to eat cookies all day either. Furthermore, we found a very quiet spot with a small lake and a few fallow deer (see gps point) where you can enjoy the nature and tranquility of the park.

HOW TO GET THERE ?

Take the JR Yamatoji line from Osaka station to Nara station. The journey takes about 50 minutes. Once at Nara station, the park can be reached on foot in around 20 minutes.

GPS POINT HERE



TODAI-JI BUDDHA TEMPLE

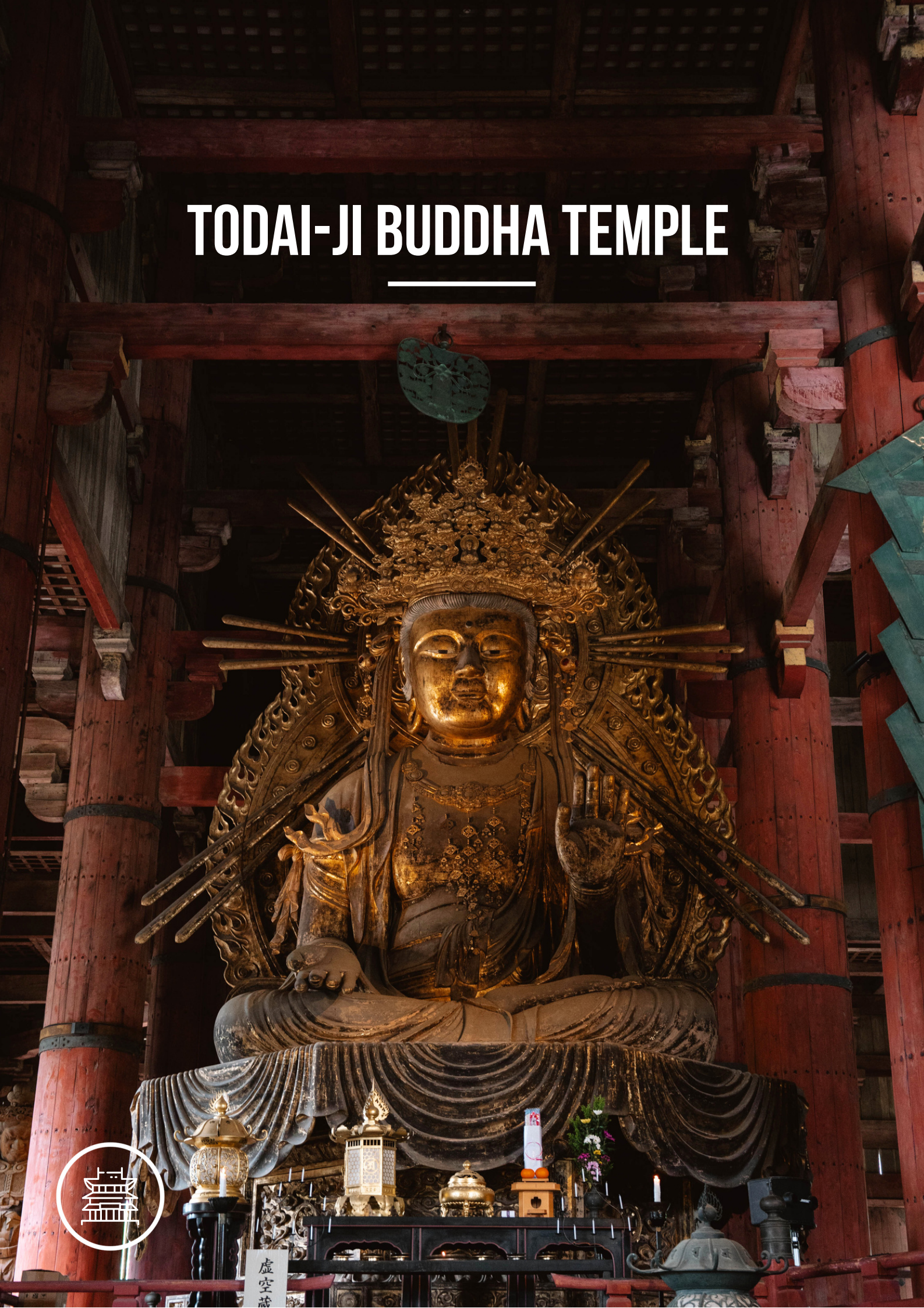

TODAI-JI BUDDHA TEMPLE

Todai-ji Buddha Temple is an architectural masterpiece in Japan's Nara Park. It houses the Daibutsu, the world's largest bronze Buddha statue, measuring almost 15 meters in height. The temple itself is a jewel of Japanese architecture, with a large wooden gate, the Nandaimon, and a main hall, the Daibutsuden. Visitors can admire the majesty of the Buddha statue and explore the temple's magnificent gardens and buildings.

OUR FEEDBACK

The interior of the temple impressed us and is well worth a visit if you're visiting Nara. Entrance fees are around JPY 600, or EUR 4.- per person. Prices may vary according to season and special events.

HOW TO GET THERE ?

The temple is accessible on foot from Nara Park.

GPS POINT HERE



KYOTO

京都市



ARASHIYAMA BAMBOO FOREST

GION

PONTOCHO ALLEY

NISHIKI MARKET

KIMONO TEA CEREMONY

THE GATE HOTEL

KINKAKU-JI

YASAKA PAGODA

KIYOMIZU DERA

YASAJA JINJA TEMPLE

SHIRAHIGE SHRINE

FUSHIMI INARI TAISHA

KINKAKU-JI



KINKAKU-JI

The Kinkaku-ji, also known as the Golden Pavilion, is an iconic site in Kyoto. This Zen Buddhist temple is famous for its exterior covered in glittering gold leaf, which is reflected in the surrounding pond. The well-kept gardens and serene landscapes that surround it make it a calm and soothing place to be. Visitors can admire the pavilion's magnificent architecture, with its three elaborately decorated floors, and stroll along the paths that wind through the gardens. Kinkaku-ji is a must-see for lovers of history, culture, and architectural beauty on a visit to Kyoto.

THE HISTORY OF THE TEMPLE

The history of Kinkaku-ji dates back to 14th-century Japan. Originally, the site housed a villa built by the shogun Ashikaga Yoshimitsu. After his death, in accordance with his wishes, the villa was transformed into a Zen Buddhist temple, known as Rokuon-ji. The temple was built using traditional architectural techniques and was famous for its gold-leaf-covered exterior.

Sadly, in 1950, a demented monk set fire to the temple, destroying its structure. However, Kinkaku-ji was faithfully rebuilt in 1955 according to the original plans. Since then, it has continued to attract visitors from all over the world, who come to admire its beauty and immerse themselves in the peaceful spirituality that reigns in its serene surroundings. Today, Kinkaku-ji is a UNESCO World Heritage Site and remains one of Kyoto's most emblematic and visited sites.

HOW TO GET THERE ?

GPS POINT HERE



THE GATE HOTEL KYOTO



THE GATE HOTEL KYOTO

The Gate Hotel in Kyoto is a hotel located in the heart of the city. With its contemporary, elegant design, the hotel offers a unique stay experience. Rooms are modern, spacious and offer stunning views of the city. Guests can enjoy a wide range of facilities, including a restaurant, cocktail bar and relaxation area with panoramic views of Kyoto. The hotel's central location provides easy access to the city's main attractions, making it an ideal choice for travelers wishing to explore Kyoto in comfort.

OUR FEEDBACK

We had previously stayed at a The Gate hotel in Tokyo. They have very nice rooms and are always ideally placed for the things to do around them. The Gate in Kyoto is just a few meters from the famous Pontocho Alley.

TO BOOK CLICK HERE



ARASHIYAMA BAMBOO FOREST

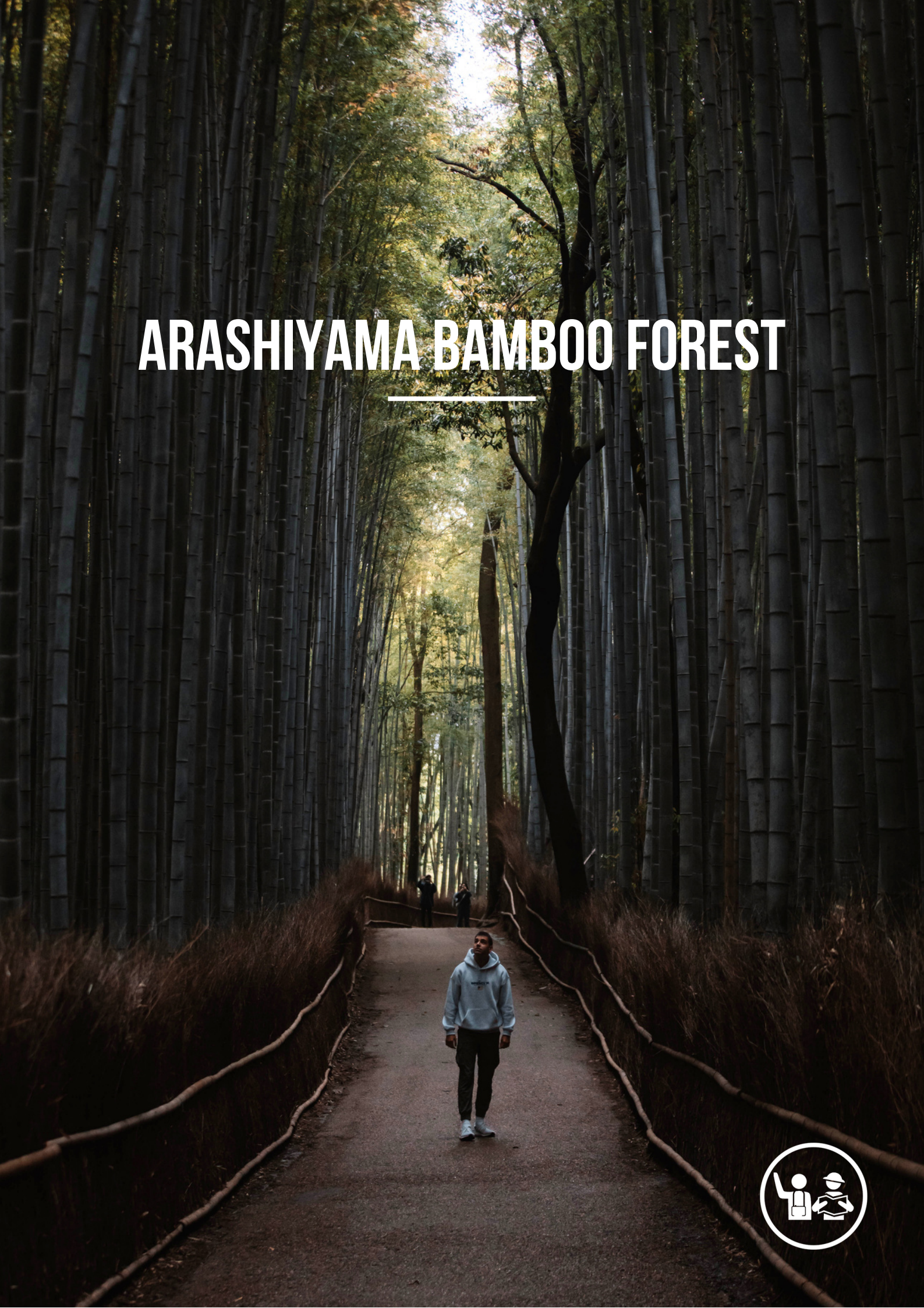

ARASHIYAMA BAMBOO FOREST

The Arashiyama bamboo forest is a veritable fairy tale. The immense bamboos that stand on either side of the path create a magical and mystical atmosphere. The light filtered through the bamboo canes creates a captivating play of light. Visitors can stroll along the winding paths and feel transported to another world. It's an ideal place for a leisurely stroll, a memorable photo shoot or simply to recharge your batteries in the middle of nature. The Arashiyama bamboo forest is a natural gem that captivates visitors from all over the world.

OUR FEEDBACK

You can walk around the forest in around 20 to 30 minutes. The total distance of the trail is around 500 metres. It's advisable to allow a little more time to enjoy the peaceful atmosphere of the forest, take photos and explore the surrounding area. Admission is free.

WHEN TO GO ?

We went for sunrise at 6 a.m. so as not to bump into anyone, and there was already a photographer and model on site. We were able to take a few photos and by 7 a.m. the aisle was already packed. If you want to be alone, you must come at sunrise; if not, you can come whenever you like.



HOW TO GET THERE ?

GPS POINT HERE

YASAKA PAGODA



YASAKA PAGODA

The Yasaka Pagoda, also known as the Hokan-ji Pagoda, is an iconic symbol of Kyoto. With its slender, five-storey structure, it stands majestically in the Gion district. The pagoda is adorned with magnificent architectural details, including wooden carvings and tiled roofs. It offers a breathtaking panoramic view of the city from its summit. The Yasaka pagoda is an important historical and cultural site, associated with traditional festivals and Buddhist rituals. It's a must-see for visitors wishing to discover the history and beauty of Kyoto.

OUR FEEDBACK

This alley is normally packed with people. We arrived at 5.30 a.m. to make sure there was no one in the alley, yet there was already 1 photographer ahead of us. By 8am, the alley was already packed with tourists and locals.

HOW TO GET THERE ?

GPS POINT HERE





SHIRAHIGE SHRINE



SHIRAHIGE SHRINE

Shirahige sanctuary is a revered place of worship located near Lake Biwa, Japan. It is famous for its bright red torii, standing majestically in the water. You can walk around the shrine grounds and admire the traditional architecture of the buildings, as well as the beautiful landscaped gardens. Shirahige Shrine is considered an ideal place for romantic encounters and marriage proposals. It's an ideal place to enjoy a feeling of serenity and harmony with the surrounding nature.

OUR FEEDBACK

It's quite a drive to get there, but well worth it. You can contemplate it from the roadside, and there's also a small elevated structure for taking photos.

WHEN TO GO ?

It's important not to get there too late, otherwise the mountain will cast a shadow over the torii and it will unfortunately no longer be very well lit. Ideally, you should be there before 5 p.m.

HOW TO GET THERE ?

We went by Uber (Taxi), which cost us JPY 20,000 - i.e. around EUR 130 - from Kyoto for the one-way trip. Once there, there were no cabs, so we had to ask our cab to wait for us on the way back.

GPS POINT HERE



GION



GION

Gion is an emblematic district in the city of Kyoto, Japan. Famous for its traditional atmosphere and geishas, Gion is a true testament to Japanese history and culture. Its narrow streets lined with traditional wooden houses, called machiya, create a charming, timeless atmosphere. There are numerous theaters, restaurants, handicraft stores and teahouses where you can enjoy the art of Japanese tea. Gion is also renowned for its festivals, notably the Gion Matsuri, one of Japan's most important.

WHAT IS A GEISHA ?

A geisha is a traditional Japanese artist dedicated to the art of entertaining guests through performances such as dance, music, games, and conversation. In Kyoto, geishas are known as "geiko", and the Gion district is famous for being one of the places where you can meet and observe these artists. Geikos are women dressed in elegant kimonos, with elaborate hairstyles and distinctive make-up, including white powder on the face and bright red lips. They are trained for years in special schools of traditional Japanese arts and are considered guardians of Kyoto's culture and history. Interaction with geikos usually takes place in private establishments called "ochaya", where they entertain guests with refined conversation, artistic performances, and attentive hospitality.



OUR FEEDBACK

The area is beautiful, and we were lucky enough to bump into a geisha as soon as we arrived. It's a place not to be missed in Kyoto.

HOW TO GET THERE ?

GPS POINT HERE



PONTOCHO ALLEY





PONTOCHO ALLEY

Pontocho Alley is a narrow, historic alley in the Gion district of Kyoto, Japan. Famous for its enchanting atmosphere and traditional buildings, Pontocho Alley is a must-see for visitors seeking to discover the essence of Kyoto. The alley is lined with numerous restaurants, bars and tearooms, offering a variety of Japanese culinary specialties, from kaiseki (traditional meals) to grilled yakitori. On summer evenings, paper lanterns light up, creating a magical, romantic atmosphere. Visitors can stroll through the alley, soaking up the atmosphere and perhaps even catch a glimpse of geishas moving gracefully between the buildings. Pontocho Alley is a captivating place to immerse yourself in Kyoto's traditional charm.

OUR FEEDBACK

For us, this is the most beautiful alley in Kyoto. You can also eat in several restaurants overlooking the canal. In the evening, the atmosphere is magical.

HOW TO GET THERE ?

GPS POINT HERE





FUSHIMI INARI TAISHA

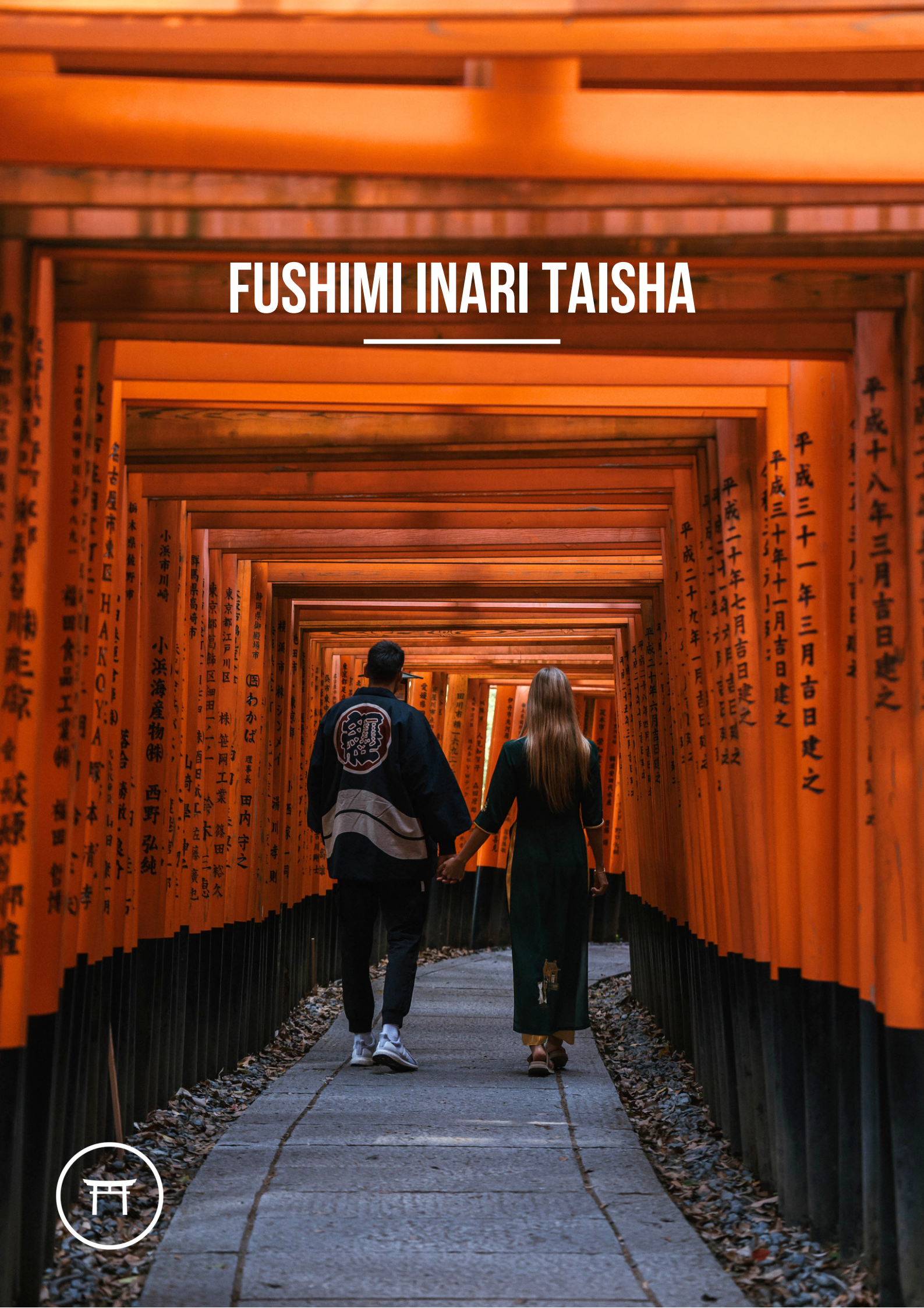

FUSHIMI INARI TAISHA

Fushimi Inari Taisha is a famous Shinto shrine in Kyoto. It is renowned for its thousands of vermilion torii lined up in a path stretching across the surrounding hills. Visitors can stroll along this picturesque path, known as the Torii Trail, which offers spectacular views of the surrounding countryside. The shrine is dedicated to Inari, the Shinto god of rice and commercial prosperity, and is a popular place of prayer for businessmen and entrepreneurs. Fushimi Inari Taisha is not only an important place of worship, but also a must-see tourist attraction for lovers of Japanese culture and photography.

What's written on the toriis ?

The toriis at Fushimi Inari Taisha are generally engraved with inscriptions in Japanese. Most inscriptions on toriis include the names of donors or companies who contributed to the construction or maintenance of the specific torii. These inscriptions may also include wishes for prosperity, good fortune or business success. Some torii may include specific prayers or dedications to particular deities. Each torii is unique and may have its own individual inscription.



OUR FEEDBACK

It's a place we'd always dreamed of visiting. We thought the walkway was very small and very short, but you can really walk for quite a while.

WHEN TO GO ?

If you want to be able to take some photos without tourists, we recommend going in the morning before 8am.

HOW TO GET THERE ?

GPS POINT HERE





NISHIKI MARKET

NISHIKI MARKET

Nishiki Market, also known as "Kyoto's Kitchen", is a food market in central Kyoto. It extends over several blocks and offers a multitude of stalls selling fresh products, local ingredients, and traditional culinary specialties. You can wander through the market's narrow aisles, discovering an abundance of seafood, fish, vegetables, fruit, teas, sweets and much more. Nishiki Market is an ideal place to explore Japanese cuisine, sampling local dishes such as tempura skewers, fresh sushi and traditional pastries.

OUR FEEDBACK

If you like street food, this is the place for you. You'll be able to try a variety of dishes grilled in front of you. We advise you to go hungry, otherwise you won't be able to sample everything.

HOW TO GET THERE ?

GPS POINT HERE



KIYOMIZU DERA



KIYOMIZU DERA

Kiyomizu-dera is a famous Buddhist temple located in the city of Kyoto, Japan. Built into the side of a hill, it offers magnificent views over the city and is surrounded by beautifully landscaped gardens. The temple is best known for its wooden platform on stilts, which appears to be suspended in the air. This impressive structure is an emblematic symbol of Kyoto. Visitors can also admire the famous Otawa waterfall, renowned for its sacred waters.

OUR FEEDBACK

You'll need to allow several hours if you want to visit the entire temple. There's also an alleyway in front of the temple with lots of small vendors where you can buy gifts and souvenirs. Entrance costs JPY 400 per person, i.e. around EUR 3.-.

HOW TO GET THERE ?

GPS POINT HERE



YASAKA-JINJA TEMPLE



YASAKA JINJA TEMPLE

Yasaka-Jinja is a Shinto temple in Kyoto's Gion district. Also known as the Yasaka sanctuary, it is renowned for its magnificent stone lanterns and lively traditional festivals. The temple is dedicated to the Shinto goddess of war, Susanoo-no-Mikoto, as well as other divinities.

OUR FEEDBACK

You can explore the complex's various pavilions and shrines, take part in prayer rituals and enjoy the spiritual atmosphere that reigns in this place steeped in history. Yasaka-Jinja is also a must-see during the Gion Matsuri festival, one of Japan's biggest, which takes place every July.

HOW TO GET THERE ?

GPS POINT HERE



KIMONO TEA CEREMONY



KIMONO TEA CEREMONY

Kimono Tea Ceremony Maikoya is an immersive cultural experience located in Kyoto. This establishment offers you the chance to wear a traditional kimono and take part in an authentic Japanese tea ceremony. Participants can learn the precise gestures of tea preparation, as well as the customs and traditions associated with this age-old practice. The experience also includes explanations of the history and meaning of the tea ceremony. It's a unique opportunity to immerse yourself in Japanese culture and enjoy a memorable experience in Kyoto.



OUR FEEDBACK

You'll also have the opportunity to keep the kimono on for a few hours to take photos outside the establishment. There's no need to bring anything, they lend you the whole outfit, even the socks. It's one of the best experiences we've had in Kyoto. Reservations must be made well in advance via the link below.

TO BOOK CLICK HERE

HOW TO GET THERE ?

GPS POINT HERE



NAGOYA

名古屋市



KIYOSU CASTLE

NAGOYA CASTLE

KIYOSU CASTLE



KIYOZU CASTLE

Kiyosu Castle is a historic castle located in Kiyosu, Aichi Prefecture. It was built in the 16th century and is known for its important role in Japanese history. The castle was the seat of the powerful Oda clan, led by Oda Nobunaga, one of the most famous daimyos (feudal lords) of the time. Kiyosu Castle was the scene of many battles and political intrigues during Japan's civil war period. Today, visitors can explore the castle ruins and learn more about its fascinating past. The site also offers panoramic views of Kiyosu's picturesque surroundings.

OUR FEEDBACK

We also visited this castle because it inspired the film "Chihiro's Journey". This is a Japanese-animated film directed by Hayao Miyazaki and produced by Studio Ghibli. If you're interested in all the places that have inspired mangakas, you'll find them all in our eBook "Japan for an Otaku".

WHEN TO GO ?

We went at 9 a.m. and there was nobody there.

HOW TO GET THERE ?

GPS POINT HERE




NAGOYA CASTLE

NAGOYA CASTLE

Nagoya Castle is an iconic palace located in the city of Nagoya, Aichi Prefecture, Japan. It was built in the 17th century and is considered one of the largest castles in the country. With its imposing wooden structure, copper roofs and architectural beauty, Nagoya Castle is an important symbol of Japanese history and culture.

OUR FEEDBACK

You can explore the complex's various buildings, including the exhibition halls featuring historical objects and artifacts. What's more, the panoramic view from the castle's upper floors offers a magnificent view of the city of Nagoya.



HOW TO GET THERE ?

GPS POINT HERE

PHOTO PRESETS

You want to edit your Japan photos ?

Get our presets specially designed for Japan 30% off.

PROMO CODE -30% : "JAPAN"



GET MY JAPAN PRESETS HERE

EYLA

@evlaswim is my swimwear brand that I created in 2020 when I lost my job because of the pandemic. I was cooped up at home and since I always wanted to create my brand. It was the perfect time. I decided to work with a factory in Bali as I was going to be there on my trip. We visited the workshop and were convinced by the quality and ethics. That's how Eyla was born.

Would you like to have a look at our collection ?

PROMO CODE 15% "JAPAN"

@eylaswim

www.eylaswim.com



JAPAN IS WAITING FOR YOU !

You have reached the end of this e-book. We hope that you have discovered places that you want to visit and that you have a wonderful time in Japan. If you have more specific questions about destinations or need any help on the spot, feel free to message us on Instagram.

OUR NETWORKS

@laurastravl
@mathews_xv

