# One Blog Post. $1M+ in Revenue. Zero Ad Spend.

The highest-converting content strategy most SaaS companies are completely ignoring — and how you can use it to capture buyers who are *already* ready to switch.

Watch the Free Webinar | Try the Free Platform



# The $1M Content Strategy: Mastering the “Competitor Alternatives” Post

Why the “Competitor Alternatives” content strategy is the highest-converting tactic for SaaS and a blueprint for execution



## Why It Outperforms All Other Content

## $1M+ Revenue from One Post

A single well-optimized alternatives article can drive seven figures in attributable revenue organically.

**$1M+**

**Revenue from One Post**

A single well-optimized alternatives article can drive seven figures in attributable revenue organically.



### Targets "Wallet-Open" Buyers

Searchers are already frustrated with their current tool and require zero warming up.

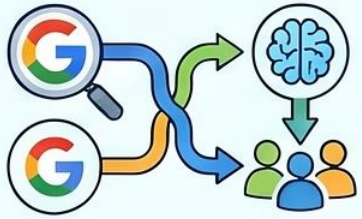

### The Dual Traffic Engine

These posts rank on Google while simultaneously serving as primary citations for AI tools.

### High-Volume Commercial Intent

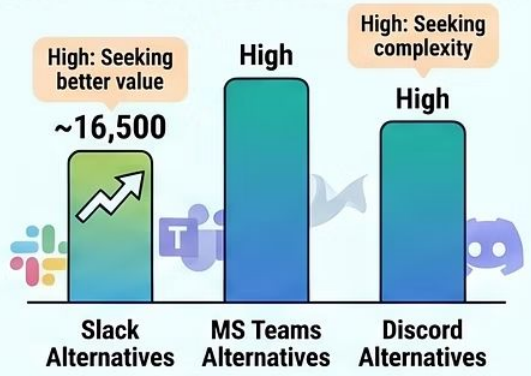


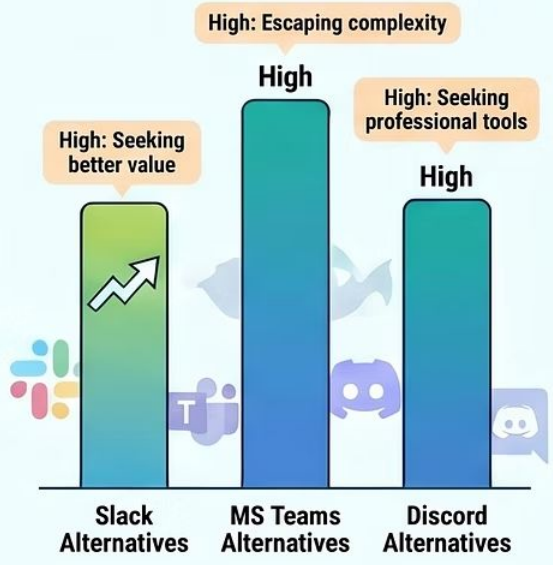


### The Execution Blueprint

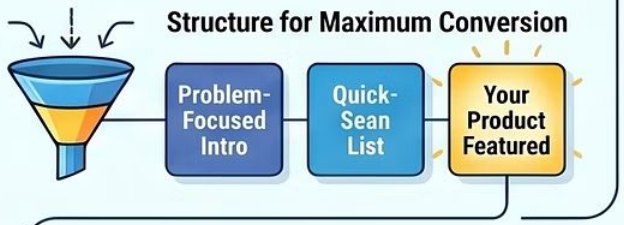





### Comparison Table Essential

Include a feature table where your product visually stands out as the top choice.




### Compounding ROI Over Time

Unlike paid ads, organic authority multiplies, driving more traffic every year after publication.

NotebookLM




# Unlock High-Impact Content: The 'Competitor Alternatives' Edge

Leverage a proven content strategy for SaaS that directly engages ready-to-buy customers. By creating "Competitor Alternatives" posts, you position your product as the superior solution, capturing high-intent traffic without relying on expensive ad campaigns. This approach guarantees long-term organic revenue and builds a sustainable, automated sales pipeline.

### Structural Blueprints

Detailed frameworks for creating compelling content.

### SEO Checklists

Optimize for search engines to ensure maximum visibility.

### AI Discovery

Methods for enhancing content for AI tools like ChatGPT.

# Not a Case Study. Not a Product Page. A "Competitor Alternatives" Post.

There's one type of article that consistently outperforms every other content format in SaaS marketing — and it's not a thought leadership piece, a comparison table, or a product deep-dive. It's the **"Competitor Alternatives" post**. These articles rank for some of the most commercially valuable keywords on the internet, convert at staggering rates, and continue driving revenue for years after publication — with zero ongoing ad spend.

Most marketing teams overlook this format entirely, leaving a wide-open lane for competitors who understand the strategy. The mechanics are simple, the execution is repeatable, and the compounding returns are unlike anything else in organic content.

### Why This Works

- Targets buyers actively looking to switch
- Ranks for high-intent commercial keywords
- Generates traffic long after publishing
- Gets cited by AI tools like ChatGPT
- Zero ongoing cost after initial creation

# Someone Googling "Slack Alternatives" Isn't Browsing

They're done. Frustrated. Ready to leave their current tool and actively hunting for a replacement. That's not a casual visitor — **that's a buyer with their wallet already open**, actively comparing options and prepared to make a purchasing decision right now.

### 🔍 High Intent

These searchers have already decided to leave. They need a destination, not persuasion.

### 💳 Purchase-Ready

They're comparing options, not exploring. Your article is their shortlist.

### ⚡ Zero Warm-Up Needed

No nurture sequence required. They arrive primed and ready to convert.

# Real Search Volume. Real Buyers. Right Now.

If you run a team communication platform, these three keyword targets alone represent **16,500 monthly searches** from people who are actively done with their current tool and hunting for something better. That's not traffic — that's a steady pipeline of warm leads arriving organically every single month.

**16.5K**

### Monthly Searches

Combined volume across just three "alternatives" keywords for team communication tools

**3+**

### Years of Revenue

Our client's single post continues generating sales 3 years after it was first published

**$0**

### Ad Spend

100% organic. No paid amplification. No ongoing budget. Pure compounding returns.

**$1M+**

### Revenue Generated

A single "alternatives" article drove over one million dollars in attributable revenue

# Three Keywords. One Platform. 16,500 Ready-to-Switch Buyers.

Here's what this looks like in practice. If your product competes in the team communication space, your content calendar should already include these posts:

| 1 | 2 | 3 |
| --- | --- | --- |
| **Microsoft Teams Alternatives** | **Discord Alternatives** | **Slack Alternatives** |
| Captures enterprise users frustrated with Microsoft's ecosystem complexity and licensing costs. High commercial intent, corporate budget authority. | Reaches community managers and remote teams outgrowing Discord's limitations. Fast-growing segment actively evaluating professional tools. | The most searched term in the category. Captures mid-market and enterprise teams reacting to Slack's price increases and seeking better value. |

This same framework applies to any SaaS vertical. Identify your top 3–5 competitors, build an "alternatives" post for each one, and you'll own the most commercially valuable real estate in your market.

# The Leverage Compounds Over Time

Unlike paid ads that stop the moment your budget runs out, a well-optimized "Competitor Alternatives" post builds momentum with every passing month. The leverage doesn't just hold — it **multiplies**. Here's why the returns keep growing long after you hit publish:

### Buyers Convert on Landing

High-intent visitors arrive already frustrated with a competitor. Your post meets them exactly where they are — ready to act, not just read.

### AI Tools Cite Your Article

LLMs like ChatGPT and Perplexity pull from well-ranking alternatives posts when users ask for tool recommendations. Your article becomes a citation machine across AI and search simultaneously.

### Dual Traffic Engine

One article drives Google organic traffic AND AI-referred visibility — two of the fastest-growing discovery channels in SaaS, covered by a single piece of content.

# Google Traffic + AI Visibility — From One Article

## Traditional SEO Channel

Your "Competitor Alternatives" post ranks in Google for high-intent commercial queries. As it accumulates backlinks and engagement signals over time, it climbs higher — driving more impressions, more clicks, and more conversions with each passing month. The older it gets, the more authority it earns.




## AI Discovery Channel

When someone asks ChatGPT, Perplexity, or Gemini "what's a good alternative to Slack?" — these models pull from well-structured, well-ranking web content. Your article becomes a recommended source inside AI chat interfaces, giving you visibility in the newest and fastest-growing discovery channel in software buying.

AI tools are now a primary research channel for SaaS buyers. Articles that rank in Google are increasingly cited by LLMs — creating a second traffic stream from the same asset.

# Our Client's Post Is Still Generating Revenue 3 Years Later

> "We published one 'Competitor Alternatives' article and walked away. Three years later, it's still our single highest-converting page — driving qualified signups every week without a dollar of ad spend."

This isn't a lucky outlier. It's the predictable outcome of targeting the right keyword at the right moment in the buyer's journey. When you intercept someone who is *actively switching*, the conversion math changes entirely. You're not convincing — you're simply being present when the decision has already been made to leave. That's the most valuable position in all of content marketing.

The compounding nature of this strategy means the ROI curve keeps bending upward. Month 1 might drive 50 visitors. Month 18 might drive 5,000 — all from the same article, all at zero marginal cost.

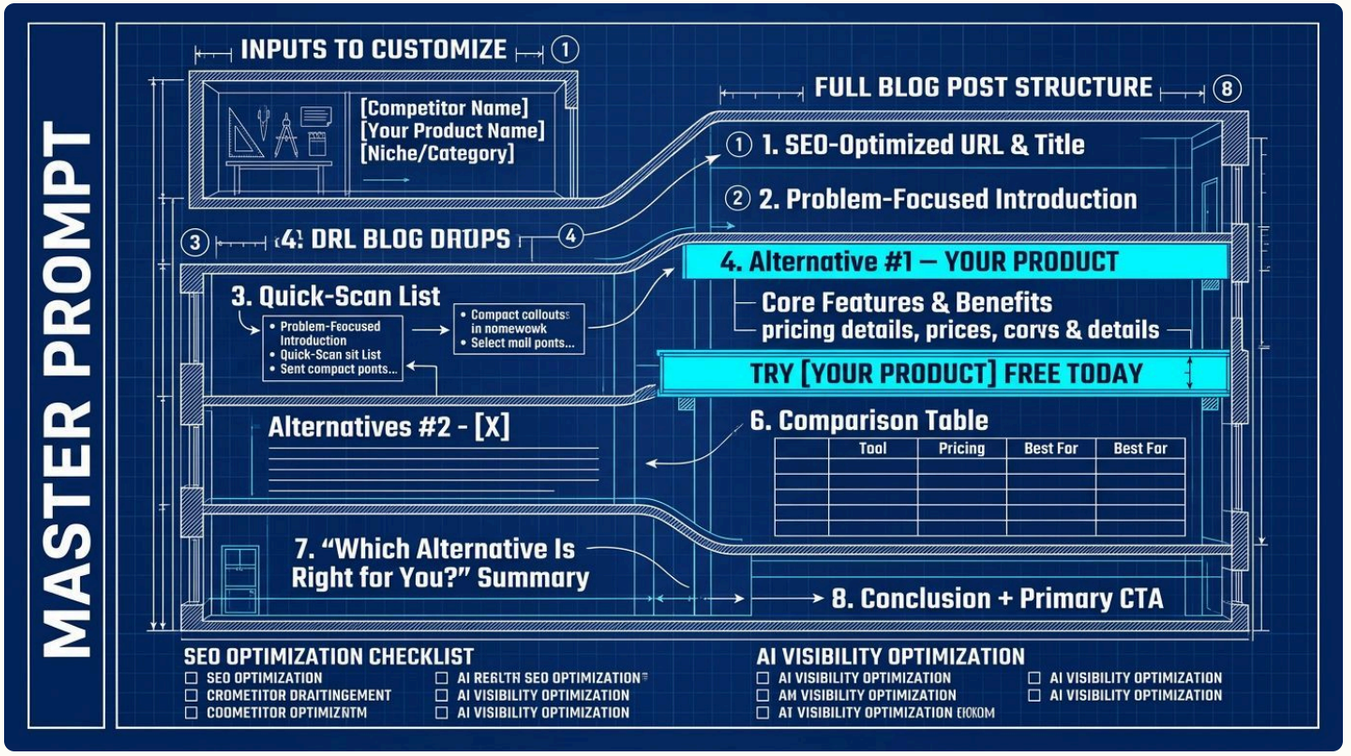

# Start Executing This Strategy Today

Everything you need to implement this strategy — and a dozen others like it — is available through nuBeginning's suite of tools, courses, and resources. Whether you're just getting started or looking to scale what's already working, these resources will give you the frameworks, templates, and training to move fast.



## Free Premium eCourses Package

Get instant access to a complete library of premium courses — yours free. Build the skills to execute high-converting content strategies at scale.

Claim Free Courses

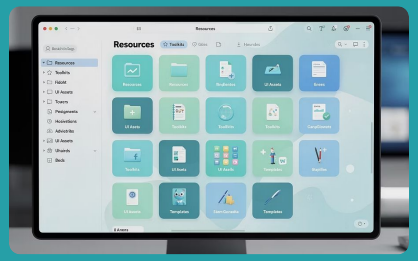


## nuBeginning MRR/PLR Toolkit

The deepest-discounted access to the full Master Resell Rights toolkit. Done-for-you content, frameworks, and assets ready to deploy in your business immediately.

Get the Toolkit



## 15 Minutes to Change Your Life

Join a free live webinar that breaks down the exact frameworks behind these strategies. In 15 minutes, you'll have a clear action plan to implement immediately.

Reserve Your Spot

# The All-in-One Platform to Bring It All Together

Writing the article is only the first step. To turn that traffic into recurring revenue, you need a platform that handles landing pages, email sequences, course delivery, and sales funnels — all without stitching together a dozen separate tools.

**Systeme.io** is the all-in-one platform used by thousands of online entrepreneurs to launch, grow, and automate their businesses. Start your free trial today — no credit card required — and have everything in place before your first "Competitor Alternatives" post goes live.

Start Your Free Trial | Explore More Resources

### 🚀 Free to Start

Full-featured free plan with no time limit

### ⚙️ All-in-One

Funnels, email, courses, and automation in one place

### 📈 Built to Scale

Grows with your business from zero to seven figures

# Start Executing This Strategy Today

The "Competitor Alternatives" post is a powerful content strategy, but it requires a structured approach to maximize its impact. Below is the comprehensive framework you can use to consistently generate high-converting articles.

This guide provides the full blueprint, from initial inputs to final optimization, ensuring every post drives revenue for years.



### Define Inputs

Customize variables like competitor name, your product, niche, and target year.



### Structure Content

Follow the proven framework: SEO title, problem intro, quick list, detailed product sections, and comparison table.



### Optimize SEO & AI

Implement keyword best practices and structure for AI visibility, turning your article into a citation machine.



### Launch & Iterate

Publish, monitor performance, and refresh annually to maintain relevance and compound returns.

# Blog Creation Prompt: The "Competitor Alternatives" Post Framework

## MASTER PROMPT

Use the following prompt to create high-converting "Competitor Alternatives" blog posts:

> ***Write a comprehensive, SEO-optimized "Competitor Alternatives" blog post using the following structure and guidelines:***

## 📋 INPUTS TO CUSTOMIZE

Before writing, define:

- [Competitor Name] — The tool you're writing alternatives for
- [Your Product Name] — The product you're positioning as the best alternative
- [Your Niche/Category] — e.g., project management, email marketing, CRM
- [Number] — How many alternatives to list (recommended: 5–10)
- [Year] — Current year for title freshness

📝 FULL BLOG POST STRUCTURE

1. **SEO-Optimized URL & Title**

URL: /[competitor-name]-alternatives Title: [X] Best [Competitor Name] Alternatives in [Year]

Meta Description: Tired of [Competitor]?

Discover the [X] best [Competitor] alternatives in [Year] — including pricing, features, and which one is right for you.

2. **Problem-Focused Introduction (150–200 words)**

Write an introduction that:

- Acknowledges the reader's frustration with [Competitor Name]
- Names 2–3 specific pain points (e.g., pricing, complexity, missing features, poor support)
- Validates their decision to look for alternatives
- Promises a clear, unbiased list to help them decide fast
- Ends with a quick-scan bullet list of all alternatives covered Tone: Empathetic, direct, buyer-aware. They're not browsing — they're deciding.

**3. Quick-Scan List (bullet format)**

List all [X] alternatives with one-line descriptors:

• [Your Product] — Best overall alternative • [Alt 2] — Best for [specific use case]

• [Alt 3] — Best free option

• [Alt 4] — Best for enterprise

• [Alt 5] — Best for simplicity (continue pattern...)

4. **Alternative #1 — YOUR PRODUCT (Featured Prominently)**

Headline: "[Your Product] — Best Overall [Competitor] Alternative" Write a detailed section including:

✅ Hero description (2–3 sentences on who it's for)

✅ Core Features & Benefits (bullet list, 5–7 points)

✅ Screenshots placeholder: [Include product screenshots here]

✅ Pricing breakdown (free plan, paid tiers, enterprise)

✅ Why it beats [Competitor] specifically

✅ CTA Button: "Try [Your Product] Free Today →" 5. Alternative #2 through #[X] — Competing Tools

For EACH alternative, write a balanced section including: **[Tool Name] — Best for [Specific Use Case]** Strengths:

- [e.g., "Best cheap alternative" — lead with a positioning label]
- Key feature 1
- Key feature 2
- Key feature 3 Weaknesses:
- Limitation 1
- Limitation 2 Pricing: [Free / Paid tiers / Starting price] CTA: "Visit [Tool Name] →" (external) or soft CTA back to your product Repeat this format for every alternative listed.

1. Comparison Table

Create a feature comparison table with the following columns: | Tool | Pricing | Best For | Free Plan | [Feature A] |

[Feature B] | [Feature C] | Rating |

|—|—|—|—|—|—|—|—|

| [Your Product] | $X/mo | Overall Best | ✅ | ✅ | ✅ | ✅ | ★★★★★ |

| [Alt 2] | $X/mo | [Use Case] | ✅ | ✅ | ❌ | ✅ | ★★★★ | (continue for all tools) Make [Your Product] visually stand out as the top row. 7. "Which Alternative Is Right for You?" Summary Section

Write a needs-based recommendation guide:

- "If you need [X], go with [Your Product]"
- "If you're on a tight budget, consider [Alt 3]"
- "If your team is enterprise-sized, look at [Alt 4]"
- "If you want the simplest setup, try [Alt 5]" This section helps readers self-select and reduces decision fatigue.

1. Conclusion + Primary CTA

Write a 100-word conclusion that:

- Reinforces that switching is the right move
- Positions [Your Product] as the clear best choice
- Ends with a strong, low-friction CTA
- Example CTA: "Ready to make the switch? [Your Product] offers everything [Competitor] lacks — at a price that makes sense. Start your free trial today. No credit card required." [TRY [YOUR PRODUCT] FREE →] ← Button 🔍 SEO OPTIMIZATION CHECKLIST

Before publishing, ensure:

☐ Primary keyword in URL slug

☐ Primary keyword in H1 title

☐ Primary keyword in first 100 words

☐ Meta description under 160 characters

☐ LSI keywords naturally included throughout (e.g., "best [competitor] alternatives 2025", "[competitor] replacement", "switch from [competitor]")
☐ Internal links to product pages / pricing

☐ External links to each tool mentioned

☐ Image alt text includes target keyword

☐ Schema markup: Article or FAQ schema

☐ Mobile-optimized formatting (short paragraphs, bullets)

☐ Page load speed optimized 🤖 AI VISIBILITY OPTIMIZATION

To ensure ChatGPT, Perplexity & Gemini cite your article:

☐ Use clear H2/H3 structure (AI models parse headings)

☐ Include direct answer sentences: "The best alternative to [Competitor] is [Your Product] because..."

☐ Add FAQ section at the bottom:

- "What is the best free alternative to [Competitor]?"
- "Why are people leaving [Competitor]?"
- "Is [Your Product] better than [Competitor]?"
- ☐ Write in factual, definitive language
- ☐ Keep sentences concise and scannable

📊 CONTENT SPECIFICATIONS

Element Specification Total Word Count 2,500 - 4,500 words Reading Level Grade 8-10 (clear & accessible) Tone Confident, helpful, buyer-aware POV Second person ("you") CTA Frequency Minimum 3x throughout post Update Frequency Refresh annually (update year in title) ⚡ EXAMPLE TITLES TO GENERATE Use this prompt template to create posts for each competitor:

"Write a 3,000-word blog post titled: '[X] Best [Competitor] Alternatives in [Year]' for a [niche] tool called [Your Product]. Position [Your Product] as the #1 alternative. Include [X] total alternatives, a comparison table, needs-based recommendations, and end with a CTA to start a free trial. Target keyword: '[competitor] alternatives' Secondary keywords: 'best [competitor] alternative', '[competitor] replacement', 'switch from [competitor]'"

💰 REVENUE STRATEGY REMINDER

This single content format can:

✅ Rank for 16,500+ monthly searches per 3 keywords

✅ Convert at significantly higher rates than standard content

✅ Continue generating revenue for 3+ years post-publication

✅ Get cited by AI tools (ChatGPT, Perplexity, Gemini)

✅ Require ZERO ongoing ad spend Build one post per top competitor. 5 competitors = 5 assets working 24/7 for years. Framework sourced from the $1M Blog Post strategy — targeting buyers who are already done with their current tool and actively hunting for a replacement.







