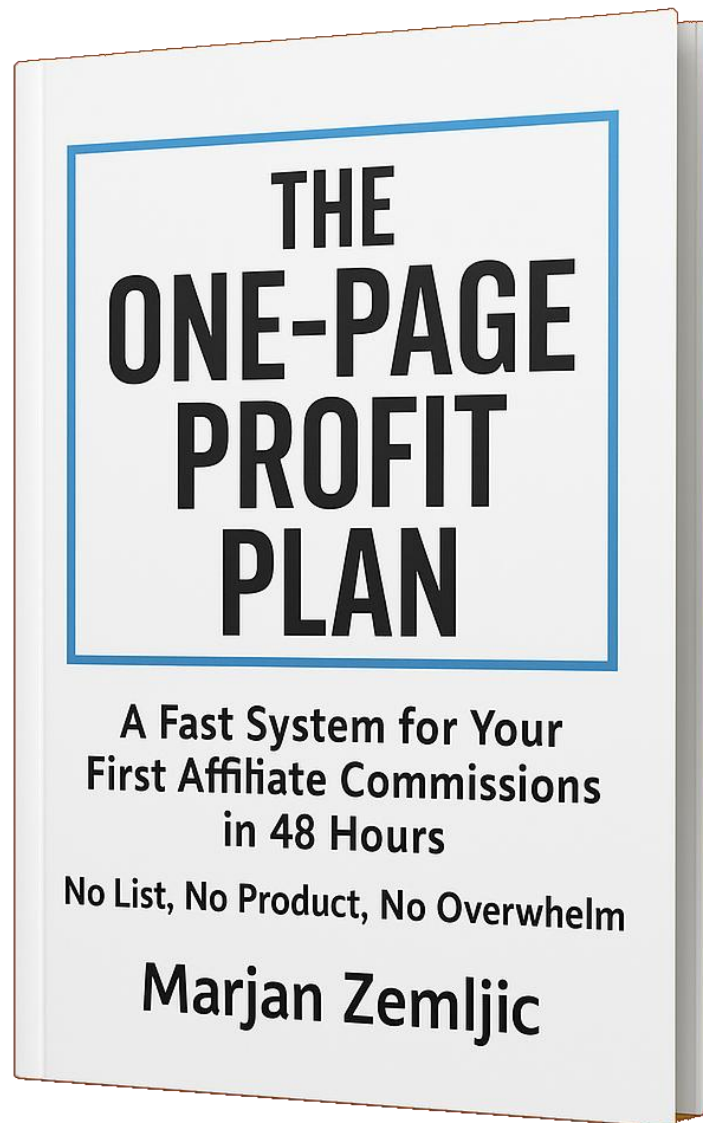


The One-Page Profit Plan

***Earn Your First Affiliate Commission in
48 Hours – Without a List, Product, or
Ads***



By Marjan Zemljic

All Rights Reserved © Marjan Zemljic

NOTICE: Sorry But You Do NOT Have the Right to Reprint or Resell this Report!

You Also MAY NOT Give Away, Sell or Share the Content Herein

ALL RIGHTS RESERVED: No part of this publication may be transmitted, reproduced or copied in any form whatsoever, electronic, mechanical, including photocopying, faxing, recording or by any information storage or retrieval system without the express permission (written, signed and dated) of the author(s).

DISCLAIMER AND/OR LEGAL NOTICES:

The information presented herein represents the view of the author as of the date of publication.

Because of the rate with which conditions change, the author reserves the right to alter and update his opinion based on the new conditions. The report is for informational purposes only. While every attempt has been made to verify the information provided in this report, neither the author nor his affiliates/ partners assume any responsibility for errors, inaccuracies or omissions.

Any slights of people or organisations are unintentional. If advice concerning legal or related matters is needed in any way connected with this publication, the services of a fully qualified professional should be sought. This report is not intended for use as a source of legal or accounting advice in any way. You should be aware of any laws which govern business transactions or other business practices in your country and/or state. Any reference to any person or business whether living or dead is purely coincidental.

Table of Contents

Introduction: You Don't Need More — You Need a Result

Why This System Works When Others Don't

The 3 Big Lies That Keep Beginners Broke

What You Actually Need (Only 3 Things)

Step 1 – Choose a Hot Affiliate Offer

Build Your Bonus Page (In 30 Minutes or Less)

Get Free Traffic That Converts (Without Breaking the Rules)

48-Hour Demo Strategy (Your Quick Win)

5 Common Mistakes to Avoid

What's Next – Scale Smart

Want to Sell This System as Your Own?

Final Words: Your First Commission Is the Breakthrough

INTRODUCTION: You Don't Need More — You Need a Result



You don't need another 7-hour course.

You don't need to spend \$297 on a funnel builder.

And you definitely don't need to waste time “building your brand” before making your first \$10 online.

What you need is proof.

Proof that you can make money on the internet — even if you have no list, no product, and no budget for ads.

This plan gives you exactly that.

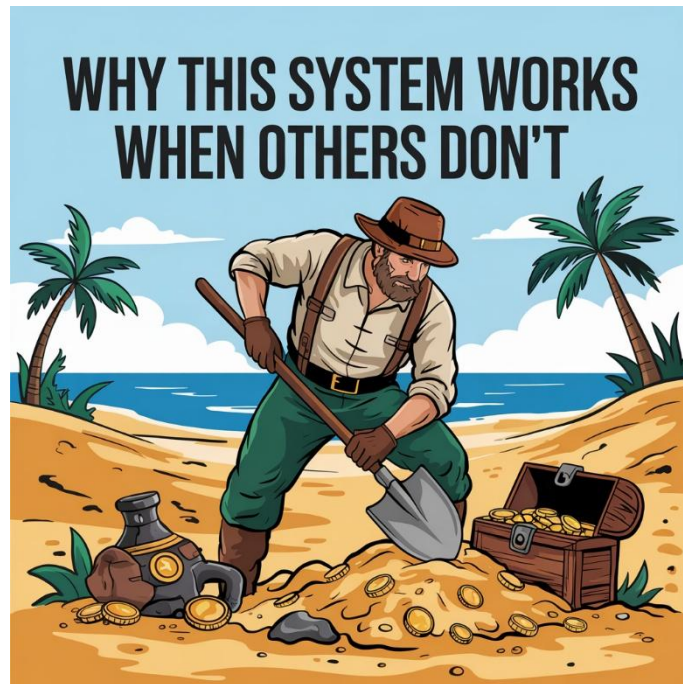
It's called **The One-Page Profit Plan**, and it's built to help you:

- Pick a high-converting affiliate offer
- Add 2–3 simple bonuses
- Promote it using free traffic
- Earn your first commission in the next 48 hours

One offer. One page. One plan.

Let's go.

CHAPTER 1: Why This System Works When Others Don't



There are a million affiliate marketing strategies out there.

Some are complex funnel systems.

Some involve endless YouTube videos or TikToks.

Some want you to build an email list, grow a blog, record a podcast, run paid ads, and start a YouTube channel — all before you earn your first \$10.

But here's the problem:

Most of them assume you already have the hard stuff figured out.

They assume you have:

- An engaged **email list** ready to buy
- A loyal **audience** that follows your content
- A **product** of your own to offer
- And a decent **budget** to spend on traffic, tools, and training

But what if you don't have any of that?

What if you're just starting, with nothing but a laptop, a bit of free time, and the drive to finally make it work?

That's where this plan comes in.

The One-Page Profit Plan doesn't assume anything.

It doesn't care if you've failed before.


It doesn't expect you to be a tech wizard or a copywriting genius.

It's built for action — and designed to help you get a result fast.

No fluff. No confusion. No endless setup.

Because when you remove all the unnecessary complexity and focus on doing **just one thing well**, results come quickly — and confidence follows.

CHAPTER 2: The 3 Big Lies That Keep Beginners Broke



Let's clear the air.

There's a lot of noise in this space — and unfortunately, a lot of it holds people back.

If you've tried to start in affiliate marketing before, chances are you've been hit with these three beliefs:

✗ LIE #1: "You need an email list to succeed."

This is one of the most common myths — and it's one that causes people to **spend months "building" before they ever promote anything.**

Do email lists work? Absolutely — over time.

But here's the truth:

You don't need an email list to get started.

You don't need an autoresponder.

You don't need an opt-in page.

You don't even need a freebie.

You can start getting clicks, building trust, and making commissions with **free traffic + a simple bonus page.**

That's it. No tech headache. No funnel. No waiting.

✗ LIE #2: "You have to create your own product."

Wrong again.

Creating your own product is powerful — but it's **not required to make your first commission.** In fact, creating a product takes time, effort, and often a team.

The better path for beginners?

Start with **affiliate products that already sell.**

You can earn **50% to 100% commissions** by promoting offers that are proven to convert — without having to write sales copy, build a funnel, or deal with support.

All you need is a **strong offer, a smart bonus page, and the right positioning.**

And you'll be earning before most "product creators" even finish their first outline.

✗ LIE #3: "You need to pay for traffic."

This one has cost beginners more money than anything else.

You don't need Facebook Ads.

You don't need Google Ads.

You don't need to spend \$100 a day to "test" a funnel that isn't even ready.

Free traffic is real.

And it still works — if you know where to go and what to say.

Platforms like **Quora**, **Reddit**, **Facebook Groups**, **forums**, and even **YouTube comments** offer endless opportunities to get targeted clicks without spending a cent.

And when paired with the right offer and a bonus page, that free traffic **can absolutely lead to commissions** — even within your first 48 hours.

These 3 lies keep beginners stuck in learning mode... planning mode... "someday" mode.

But the truth is:

You can start now.

You don't need more stuff.

You just need a system that works — with what you already have.

That's exactly what the One-Page Profit Plan gives you.

CHAPTER 3: What You Actually Need (Only 3 Things)



Let's simplify everything.

Forget the complicated funnels. Forget the endless tools. Forget the marketing gurus shouting over each other.

To earn your first affiliate commission in the next 48 hours, you only need three core elements:

1. A Hot Affiliate Offer

This is the product you'll promote — but not just any product.

You want one that's already converting, has low refunds, and fits well with the kind of value you're about to offer.

The best part? You don't have to guess.

Platforms like WarriorPlus show you stats like conversion rates, refund rates, and visitor value — so you can spot a winner in minutes.

2. A Bonus Page (Your "One Page")

This is where the magic happens.

You don't need a funnel with 7 upsells and custom autoresponders. You need one simple page where visitors:

- See what they're getting
- Understand why it's valuable
- Get excited by the bonuses
- Click your affiliate link

This “one page” does the selling for you — even while you sleep.

And the best part?

You can build it using free tools in under 30 minutes. No coding. No design degree. No excuses.

3. Free Traffic (People Who Click Your Link)

No traffic, no sales. It's that simple.

But you don't need to pay for clicks or run risky ads.

There are dozens of free sources where people are actively looking for solutions — and you can be the one who delivers it.

We're talking about:

- Quora questions
- Facebook Group discussions
- Reddit threads
- YouTube comment sections
- Even simple outreach with ChatGPT-assisted messages

You don't need to be famous. You don't need a following.
You just need to start conversations in the right places — and point people to your bonus page.

That's it.

No branding. No website. No email list.

Just a solid offer, a simple bonus page, and eyeballs on your link.


In the next chapters, I'll walk you through exactly how to do each step — clearly, simply, and in a way that actually gets results.

Let's make it happen.

CHAPTER 4: Step 1 – Choose a Hot Affiliate Offer

Before anything else, you need a product to promote.

Go to **WarriorPlus.com** → Click “**Affiliate Offers**” → Sort by “**Sales Last 30 Days**”.



Now look for these 3 things:

- Conversion Rate above 10%
- Refund Rate below 5%
- Clear bonus opportunity (look at the offer angle and what you could add)

Example:

- Product: “AI Content Profits”
- Price: \$9.95
- Bonuses you could add: ChatGPT prompts, checklist, mini-guide

Getting approved:

Send a short message to the vendor:

“Hey [Vendor Name], I’m a new affiliate and I’d love to promote your offer. I’ll be using a bonus page and adding custom value to help drive more quality sales. Thanks for considering!”

Once you’re approved, grab your affiliate link.

Next step: Create your bonus page.

CHAPTER 5: Build Your Bonus Page (In 30 Minutes or Less)



This is the “**one page**” that makes this entire plan work.

It’s where all the magic happens — where your visitor makes the decision to buy **through your affiliate link** instead of someone else’s. And here’s the good news: it doesn’t have to be fancy.

In fact, the simpler it is, the better it tends to convert.

Why? Because your visitor is already interested in the product. Your job is just to **tip the scales** by giving them a reason to buy it through *you*.

And the easiest way to do that is with **bonuses**.

Free Tools to Build Your Bonus Page

You don’t need expensive page builders or coding skills. These tools are 100% free and beginner-friendly:

- [Google Sites](#) (zero tech skills required)
- [Systeme.io](#) (has templates and free hosting)
- [Carrd.co](#) (very clean for landing pages)

Pick whichever one you like — all three can get your bonus page live **in under 30 minutes**.

What to Include on Your Bonus Page

Your bonus page doesn't need to sell the product from scratch — that's the vendor's job.

Your page simply **adds extra value** that makes buying through your link the obvious choice.

Here's what to include:

1. **Headline** – Something like:
"Claim These Exclusive Bonuses When You Buy [Product Name] Today"
2. **Product Image or Logo** – Grab this from the sales page or affiliate area.
3. **Short Description of the Offer** – 1–2 sentences explaining what the product does and who it's for.
4. **List of Bonuses** – 2 or 3 is more than enough. Focus on quality, not quantity.
5. **Call-to-Action Button** – This button links to your **affiliate link** (with your tracking).
6. **Optional Countdown Timer** – Adds urgency ("Only available for the next 48 hours!")

You don't need fancy animations or 3D graphics. A clean layout with bold text and clear value is all it takes.

Example Bonus Page:

Product: *AI Content Profits*

Your Bonuses:

"10 ChatGPT Prompts for Faster Content Creation"

"Quick Start Checklist: Set Up in 30 Minutes"

"Swipe File: Affiliate Emails That Convert"

These bonuses can be **PDFs, Google Docs, or simple cheat sheets** — don't overthink it.

You can use ChatGPT to help create them in minutes (you'll learn how in the next chapter).

Once your page is live, **test the link** and make sure your affiliate ID is tracking correctly.

That's it — your commission machine is now online.

CHAPTER 6: Get Free Traffic That Converts (Without Breaking the Rules)



You've built your bonus page.

Now you need people to see it. But there's a problem...

Most platforms don't allow direct links to affiliate or bonus pages — especially if you're new, or if you drop them into groups, answers, or threads without permission.

So how do you get free traffic without getting banned, ignored, or blocked?

Here's how to do it the smart way:

1. Quora – Use the “Link in Profile” Strategy

Quora is one of the best platforms for evergreen, targeted traffic — but they don't allow affiliate or bonus links directly in answers.

Instead:

1. Write a high-quality answer that genuinely helps.
2. End your answer with something like:
“I break this down step-by-step in a short guide (link in my profile if you're curious).”

3. Add your bonus page link in your Quora bio.

This is subtle, effective, and completely compliant. One good answer can bring in visitors for months — even years.

2. Facebook Groups – Value First, Link Later

Most Facebook groups forbid direct links to external pages.

What to do instead:

- Join 3–5 relevant groups
- Spend 1–2 days engaging with thoughtful comments
- Write a helpful post (no links)
- In comments or replies, say:
“If anyone wants a 1-page plan that worked for me, I can DM it to you.”

Then share your bonus page via private message. This builds real conversations — and real conversions.

3. Reddit – Play the Long Game

Reddit has great traffic potential... but strict rules.

- Never post your bonus link in threads directly
- Comment with helpful insights first
- Add your link to your Reddit profile
- Then say:
“I put together a detailed breakdown if you’re interested — check my profile.”

Give value first. Ask second.

4. Pinterest – Visual Traffic That Keeps Giving

Pinterest acts like a visual search engine.

Steps:

- Design a pin using Canva
- Include keywords like “affiliate marketing tips”
- Link the pin to your bonus page
- Post multiple pin designs leading to the same link

Pinterest content can generate clicks for months — even from new accounts.

5. YouTube Shorts – No Face Needed

You don't need to be on camera.

- Use tools like CapCut, Canva Video, or InVideo
- Record a 30–60 second tip about your offer
- Add this call to action:
“Want my full 1-page system? Link in the description.”

Drop your bonus link in the video description or pinned comment. It works even if you have zero subscribers.

6. Medium.com – Blog Without the Blog

You can blog without needing a website.

- Write a short article like:
“How I Made My First Affiliate Commission in 48 Hours (Without Ads)”
- Share your experience and 1–2 tips
- Add your bonus link naturally at the end

Medium articles can rank fast on Google.

7. Email Signature Hack – Passive Promotion

Add this to your email signature:

“Discover the 1-Page System That Helped Me Start Making Affiliate Sales – [your link]”

This gives you passive exposure with every email you send.

8. Free PDF – The Bridge Page Method

Want a 100% compliant option? Use a PDF as a bridge.

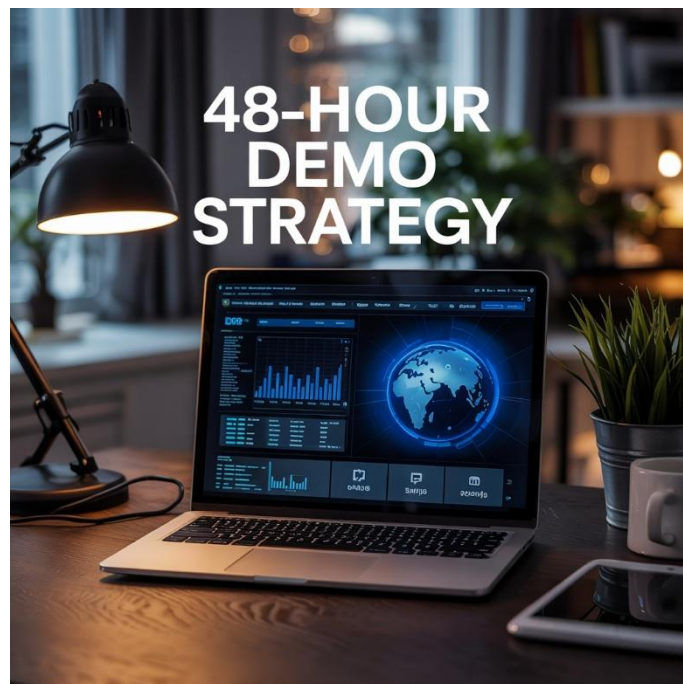
- Create a simple checklist, tip sheet, or swipe file
- Insert your bonus page link inside the file
- Upload it to Google Drive or Dropbox (public access)
- Share the PDF link instead of the bonus link

It's helpful, non-spammy, and builds instant trust.

Key Takeaways

- Do not drop affiliate or bonus links directly in public threads or groups
- Use profile links or direct messages to share your content
- Always provide value before asking for a click
- ***You don't need thousands of visitors — you just need one right person to say yes***

CHAPTER 7: 48-Hour Demo Strategy (Your Quick Win)



It's Time to Take Action

You've learned the plan.

You've seen how simple it really is.

Now here's how to put it into motion — starting today — even if you've never made a single dollar online before.

This 2-day mini-plan is designed to give you momentum, fast.

DAY 1 – Foundation & Visibility

Your goal today is to set up your one-page commission machine and start getting it in front of people.

You don't need to be perfect — you just need to execute.

Step-by-step:

1. Pick 1 Offer on WarriorPlus

Choose a product with:

- Over 10% conversion rate
- Less than 5% refund rate
- A clear, attractive sales page

Bonus: Find one with existing bonuses listed — you can improve on them easily.

2. Create Your Bonus Page (Google Sites)

- Use a template or start from scratch
- Keep it clean, mobile-friendly, and focused on value

3. Add 2 AI-Generated Bonuses

- Open ChatGPT and use prompts like:
“Give me 5 bonus ideas for an affiliate product about traffic generation.”
“Create a one-page PDF checklist for affiliate marketing beginners.”
- Convert results into simple, downloadable PDFs or Google Docs

4. Start Answering Quora Questions (2–3)

- Find questions related to affiliate marketing or online income
- Answer with value, and refer users to your profile or guide

5. Join 3 Facebook Groups + Leave 1 Comment Each

- Focus on affiliate marketing, WarriorPlus, or online income groups
- Be helpful — no links yet
- Start building trust and visibility for Day 2

DAY 2 – Engagement & First Clicks

Today's goal is to put your bonus page in front of real people — and spark those first few clicks.

Step-by-step:

1. Post in 1–2 Reddit Threads

- Explore subreddits like r/AffiliateMarketing or r/WorkOnline

- Comment with genuine value
- Mention your profile where your link is placed

2. Message 5 FB Group Members (Individually)

- Pick people who asked beginner questions
- Use a message like:
“Hey! I saw your question about starting affiliate marketing — I put together a 1-page plan that might help. Want the link?”

3. Post in 1 Beginner Forum or Discord Channel

- Try WarriorForum, BlackHatWorld (free sections), or digital marketing Discords
- Introduce yourself and mention your helpful guide

4. Check Your WarriorPlus Stats

- Log in and check for clicks and conversions
- Even 5–10 clicks means you’re in the game

Why This Works

Even if you only get 20–30 visitors from this entire 48-hour push, **one sale at \$9.95 is a WIN.**

Because that one sale does more than earn a few dollars — it breaks the “zero barrier.”

It proves this is real.

It builds your confidence.

And it creates momentum you can build on again and again.

Once you make that first commission, you’re no longer a beginner.

You’re in the game.

And that’s when everything starts to shift.

Let’s make it happen.

CHAPTER 8: 5 Common Mistakes to Avoid



Even with a simple and beginner-friendly plan like this, many people still manage to trip up.

And it's not because the system doesn't work — it's because they sabotage themselves with habits, beliefs, or assumptions that stop them before they even get momentum.

The good news?

You can avoid all of them — starting now.

Here are the five biggest mistakes beginners make when trying to implement a plan like this... and how to steer clear of each one:

✖ 1. Overcomplicating the Bonus Page

This is by far the most common mistake.

New marketers feel like they need to impress with flashy graphics, long sales copy, animated sections, popups, timers, and more.

But here's the truth:

None of that matters if your message isn't clear.

Your visitor doesn't care about your design.

They care about **what they get** — and whether it's worth their click.

Keep it simple:

- Strong headline
- Clear bonus list
- One big button

That's it.

✗ 2. Offering Weak or Irrelevant Bonuses

This is where many people lose the sale.

If your bonuses are generic, random, or disconnected from the product you're promoting, they won't add any perceived value — and your visitor will bounce.

Think about what the buyer of that offer actually wants help with.

Then ask:

“What bonus could help them get results faster, easier, or with less effort?”

That's the magic question.

Use ChatGPT to brainstorm, outline, and even *create* the bonuses for you.

One good bonus that truly helps is better than five fluffy ones.

✗ 3. Waiting for Everything to Be “Perfect”

Perfection is the biggest killer of momentum.

Some beginners spend days tweaking fonts, rewriting text, or redoing colors — and never actually launch.

Don't do that.

Done and launched beats perfect and unfinished — every single time.

The truth is:

You'll get more clarity from one click on a real page than from hours of "tweaking behind the scenes."

Launch now. Improve later. Iterate as you go.

✗ 4. Using Spammy Traffic Tactics

This plan teaches you to use free traffic — but free doesn't mean careless.

Too many beginners think they can blast their link everywhere and get results.

That approach only leads to:

- Getting banned from groups
- Losing credibility
- Attracting low-quality traffic

Instead, focus on building curiosity and value first.

Comment meaningfully. Answer questions. Offer help.

Then, and only then, share your link **in context** — or invite them to message you.

People buy from people they **trust**, not spammers they ignore.

✗ 5. Giving Up After 1–2 Days

This is the saddest mistake of all — and unfortunately, one of the most common.

Someone follows all the steps, sets everything up...

And when they don't see a sale in 24 hours, they walk away and say "this doesn't work."

But the truth is — it *almost* worked.

The hardest part is getting started.

The second hardest part is staying consistent for a few more days.

If you push just a little further — a few more answers, a few more comments, a little more outreach — that first commission often comes *just after* most people give up.

Pro Tip:

The more you avoid these mistakes, the faster you'll see results — and the more confident you'll become in your ability to do this again and again.

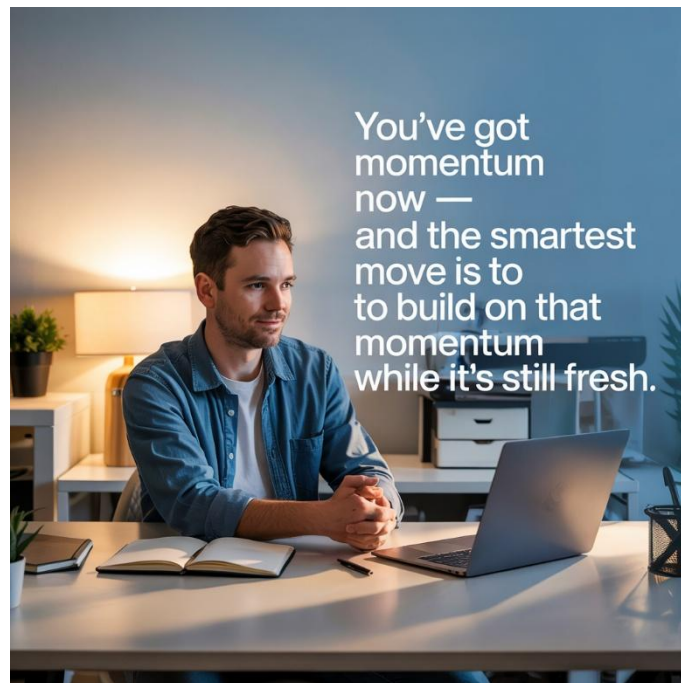
Success isn't about being perfect.

It's about **showing up**, staying consistent, and learning as you go.

Let others give up.

You'll keep going — and you'll win.

CHAPTER 9: What's Next – Scale Smart



So, you've done it.

You've earned your first commission - the “zero barrier” is broken.

You're no longer guessing. You're no longer just *hoping* it works.

You've seen it with your own eyes.

Now, whatever you do — **don't stop**.

This is where most people either go back to “research mode” or jump ship looking for the next shiny thing.

But that's not you.

You've got **momentum now** — and the smartest move is to build on that momentum while it's still fresh.

Here's how to do that — the smart way:

Repeat the Process with a Different Offer

You've already proven that this system works.

Now go back to WarriorPlus (or even JVZoo, ClickBank, or Digistore24) and find **another high-converting offer**.

Use the **same bonus page structure**, the same traffic methods, and the same promotion style.

Just swap out the product and tailor the bonuses slightly.

It'll take you **half the time** — and usually get **better results**, because your skills and confidence are growing.

Use Testimonials (Yours or Others)

If you got a result — even a single sale — screenshot it.

That one image builds **instant credibility**.

Put it on your bonus page. Mention it in your Quora answers or Reddit profile.

If you don't have your own yet, look at the **vendor's testimonials** on the sales page and reference them with context (ethically).

“Over 3,000 copies sold with a 5% refund rate — this product clearly works.”

Trust builds clicks. Clicks bring commissions.

Start Collecting Leads (If You're Ready)

Once you've done a couple of campaigns and are seeing traction, it's time to build for the long term.

Use a free autoresponder like **Systeme.io** or **MailerLite** to create a simple opt-in page.

Offer one of your bonuses as the freebie.

This way, you build an **email list of buyers and prospects** — and you can promote future offers to them directly.

You're now going from **affiliate to digital business owner**.

Promote This Very Guide (and Earn Affiliate Commissions)

Want to earn commissions by helping others get started?

If you're using a licensed version of this guide with resell rights (PLR), you can start promoting **The One-Page Profit Plan** as your own product.

- Add it as a bonus to another affiliate offer
- Use it as a lead magnet
- Sell it as a low-ticket product to get buyers
- Include it in a bundle or membership

What worked for you can now work for your audience

Add More Bonuses and Reuse Your Layout

Your bonus page layout is a valuable asset.

Don't let it go to waste after one promo.

Keep the structure, swap out the product and bonuses, and launch again.

You can even create “**evergreen**” **bonuses** that work across multiple offers (like traffic tips, AI prompts, swipe files).

Think of your bonus page as your **conversion engine** - one you can fire up anytime.

Rinse-and-Repeat = Scalable System

Every campaign you launch makes the next one easier.

You're building digital assets:

- Templates
- Bonuses
- Strategies
- Confidence
- A small but growing brand

Stick with this method and you'll go from "first commission" to "consistent commissions" faster than you think.

And the best part?

You're doing it without a list, without a product, and without spending money on ads.

Now that's smart scaling.

CHAPTER 10: Want to Sell This System as Your Own?



If you want to:

- Rebrand this guide
- Add your name and style
- Sell it as your own product

- Keep 100% of every sale
- Add it to your funnel or bonus stack
- Build your own list of buyers...

Then you'll want to grab the **PLR license**.

With the PLR version, you get:

- Editable Word version
- PLR license PDF
- Ebook over
- Sales page copy + email swipes

 [Click here to upgrade and start selling this system today.](#)

FINAL WORDS: Your First Commission Is the Breakthrough

It's not about the \$9.95 commission.

It's about what that first commission represents.

It's **proof** — not to others, but to yourself — that you can do this.

That you don't need to be an expert.

That you don't need a huge budget.

That you don't need to wait 6 months to see results.

It means the barrier is broken.

You're no longer a "wannabe."

You're someone who has earned money online — on your own terms.

From here, everything gets easier:

- Your confidence grows
- Your skills sharpen
- Your momentum builds
- Your income becomes real

That first commission might be small in numbers... but it's **massive in impact**.

It flips the switch.

It takes this from “theory” to “reality.”

And it turns you from a passive consumer into a **doer**, a **creator**, an **earner**.

So here's what to do next:

Close this guide.

Take 10 minutes to choose your offer.

Take another 10 minutes to build your bonus page.

Then go share it — on Quora, in a message, on Reddit, anywhere.

You don't need to get it perfect.

You just need to get it **live**.

That first commission could be waiting just **one click away**.

You've got this.

Let's go.

Your future just started — and it begins with one simple page.

Marjan Zemljic

"Marjan Zemljic is the author of the book
'Small Time, Big Results: The Path to
Six Figures with Minimal Effort'
published on Amazon.com."

