


THE CONTENT CREATOR

BEGINNERS
GUIDE



CERAAICANA

TABLE OF CONTENTS



Welcome to the World of Content Creation	02
Explore Your Interests and Pick Your Path	05
Setting Up Your Online Platforms	09
Creating Quality Content	13
Growing Your Fan Club	17
Making Money Moves	20
Finding Time for It All	24
Challenges? No Problem!	28
Getting Bigger and Better	32
The Exciting Conclusion	36

Welcome to The
World of
Content Creation



Welcome to The World of CONTENT CREATION



What is content creation and why it's awesome:

Content creation is the process of producing and sharing various forms of digital content, such as blog posts, videos, podcasts, social media posts, and more, with an audience on the internet.

It's awesome because it allows you to express yourself, share your passions, and connect with people worldwide. As a content creator, you have the power to inspire, educate, entertain, and even make a living doing what you love.



Welcome to The World of CONTENT CREATION



How Moms Can Shine in Content Creation:

Moms have a unique advantage in the world of content creation because they bring their real-life experiences and insights into their content. Your journey through motherhood can resonate with others, making your content relatable and valuable. To shine as a mom in content creation, leverage your authenticity and the empathy that comes from being a parent.



- Share your personal stories and challenges related to motherhood.
- Offer practical advice and tips that have worked for you.
- Connect with other moms and create a supportive community.
- Use your creativity to make content that speaks to the experiences of mothers.

How Anyone Can Shine in Content Creation:

To thrive as a content creator, focus on a passion-driven niche and understand your audience. Consistent and authentic content, coupled with regular engagement, builds a loyal following. Stay creative, adapt to trends, and be patient; success takes time and dedication.



- Share your personal stories and challenges related to who you are as a person.
- Offer practical advice and tips that have worked for you as the expert in the industry you choose to succeed in.
- Connect with other content creators and create a supportive community.
- Use your creativity to make content that speaks to the experiences of people who are looking for answers in your industry..

How to Find your unique voice and style:

Finding your unique voice and style is essential in content creation. It's about distinguishing yourself from others and making your content instantly recognizable. Your unique voice is your personality and the way you express yourself, while your style is the visual and thematic elements that set your content apart.



- Reflect on your interests, values, and passions.
- Study other content creators you admire and identify what makes them unique.
- Experiment with different types of content until you discover what you enjoy creating most.
- Be consistent in your messaging and the way you present yourself.
- Don't be afraid to be authentic and show your true self in your content.



Explore Your
Interest &

Pick Your Path



Explore Your Interest & PICK YOUR PATH



How to Figure out What You Love? Identifying Your Passion

- **Reflection:** Take some time to think about what truly excites and interests you. What hobbies, activities, or topics do you find yourself naturally drawn to in your daily life?
- **Write it Down:** Create a list of these interests and passions. Don't hold back; jot down anything that comes to mind, no matter how big or small.
- **Prioritize:** Review your list and prioritize the interests that ignite the strongest passion in you. What makes you feel most enthusiastic and engaged?
- **Research:** Look into existing content creators and communities related to your interests. Are there successful women content creators in these niches? What kind of content are they producing, and is there a demand for it?
- **Evaluate Market Demand:** Consider whether there's an audience interested in the topics you're passionate about. You can use online tools like keyword research or social media trends to gauge interest.

Explore Your Interest & PICK YOUR PATH

Discovering Different Content Types (Blogs, Videos, Podcasts, Photos):

- **Explore Different Formats:** Start by experimenting with various content formats. Try writing a blog post, recording a short video, or even creating an audio recording.
- **Learn the Basics:** Familiarize yourself with the tools and equipment needed for each content type. For example, you might need a camera for videos, a microphone for podcasts, or a blogging platform for written content.
- **Produce Sample Content:** Create a few pieces of sample content in each format. This could be a blog post, a short video, or a podcast episode. This hands-on experience will help you discover which medium you enjoy the most.
- **Gather Feedback:** Share your sample content with friends, family, or a small audience and ask for feedback. Pay attention to which format resonates most with your audience and brings you the most satisfaction.



Explore Your Interest & PICK YOUR PATH

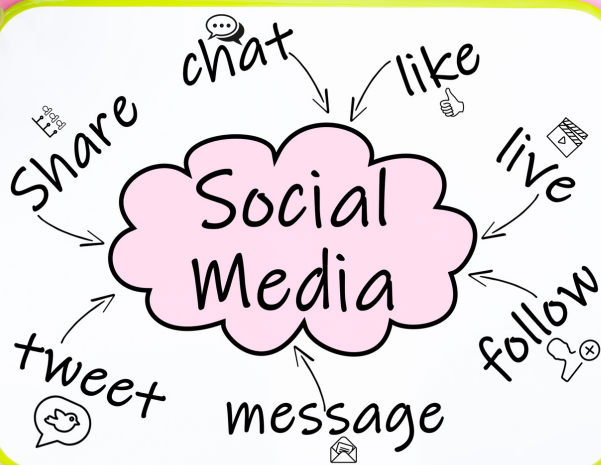
Choosing what suits you best:

- **Evaluate Your Skills:** Consider your existing skills and expertise. Are you a great writer, a talented speaker, or a skilled video editor? Your current abilities can play a significant role in determining the type of content that suits you.
- **Match with Your Passion:** Cross-reference your prioritized interests with the content format you enjoyed creating the most. Look for an intersection where your skills and passions align.
- **Consider Your Resources:** Think about the resources you have at your disposal. Do you have access to the necessary equipment and software for a particular content format? Will you need to invest in new tools?
- **Market Research:** Research the competition and audience size for your chosen niche and content format. A balance between your interests and a niche with potential for growth is ideal.
- **Commit to Learning:** Once you've picked your niche and content format, commit to continuous learning and improvement. Invest time in honing your skills and staying updated with industry trends.

By following these steps, you can effectively explore your interests, discover the content format that resonates with you, and choose a niche that aligns with your passions and skills as a woman content creator.



Setting Up Your Online Platforms



Setting Up Your ONLINE PLATFORMS



1. How to Pick the Right Social Media Platform to Create Content On:

- **Identify Your Target Audience:**

Determine the demographics and interests of your potential audience.

- **Understand Platform Types:**

Research different social media platforms and their primary purposes.



- **Facebook:**

- Broad audience, good for sharing diverse content.



- **Instagram:**

- Visual content, popular among younger demographics.



- **Twitter:**

- Short updates and real-time engagement.



- **LinkedIn:**

- Professional networking and B2B content.



- **TikTok:**

- Short-form, creative videos for a younger audience.



- **Youtube:**

- Long form

- **Analyze Competitors:**

- Study successful content creators in your niche on various platforms.

- **Consider Your Content Type:**

- Choose platforms that align with the format of your content (e.g., images, videos, articles).

- **Evaluate Resources:**

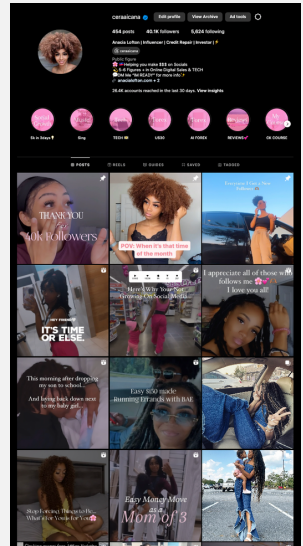
- Assess the time, skills, and tools you have available for content creation.

Setting Up Your ONLINE PLATFORMS



2) How to Make Social Media Platforms Look Great:

- Profile Picture and Cover Photo:
 - Use high-quality, professional images that represent your brand.
- Bio and Description:
 - Write a concise and engaging bio with relevant keywords.
- Consistent Branding:
 - Maintain a cohesive color scheme and visual style.
- Content Quality:
 - Share well-edited, visually appealing content.
- Engage With Audience:
 - Respond to comments and messages promptly.
- Highlight Important Content:
 - Use featured posts or stories to showcase your best work.
- Regular Updates:
 - Post consistently to keep your feed fresh.



Setting Up Your ONLINE PLATFORMS



3) How to Identify the Best Time to Post and Plan Content:

- Audience Insights:
 - Use platform analytics to understand when your audience is most active.
- Experiment with Timing:
 - Try posting at different times to determine peak engagement periods.
- Content Calendar:
 - Create a schedule for your content, including themes and topics.
- Batch Content Creation:
 - Plan and create multiple posts in advance to save time.
- Use Scheduling Tools:
 - Utilize social media management tools to schedule posts.
- Stay Flexible
 - Adapt your content strategy based on real-time trends and audience feedback.
- Track Performance:
 - Monitor post engagement and adjust your posting schedule accordingly.
- Engage with Insights:
 - Regularly review platform analytics to refine your content strategy.

These steps should help beginners in content creation select the right social media platforms, improve the visual appeal of their profiles, and effectively plan their content posting schedule.



Creating Quality *Content*



Creating Quality CONTENT

How Moms Can Shine in Content Creation:

Moms have a unique advantage in the world of content creation because they bring their real-life experiences and insights into their content. Your journey through motherhood can resonate with others, making your content relatable and valuable. To shine as a mom in content creation, leverage your authenticity and the empathy that comes from being a parent.



- Share your personal stories and challenges related to motherhood.
- Offer practical advice and tips that have worked for you.
- Connect with other moms and create a supportive community.
- Use your creativity to make content that speaks to the experiences of mothers.

How to Find your unique voice and style:

Finding your unique voice and style is essential in content creation.

It's about distinguishing yourself from others and making your content instantly recognizable. Your unique voice is your personality and the way you express yourself, while your style is the visual and thematic elements that set your content apart.



- Reflect on your interests, values, and passions.
- Study other content creators you admire and identify what makes them unique.
- Experiment with different types of content until you discover what you enjoy creating most.
- Be consistent in your messaging and the way you present yourself.
- Don't be afraid to be authentic and show your true self in your content.

Creating Quality CONTENT



Prioritize Your Topics: Choose content topics that align with your expertise and interests to make the most of limited time.

Time Management:

Establish a consistent schedule for content creation, even if it's just a few hours a week.

Batch Content Creation:

Dedicate specific blocks of time to create multiple pieces of content in one go.

Delegate Tasks:

If possible, involve family members or hire assistance for household chores or childcare to free up more time.

Plan Efficiently:

Create a content calendar to organize ideas and streamline your content creation process.

Reuse and Repurpose:

Recycle existing content by updating, repackaging, or republishing it with a fresh angle.

Focus on Quality over Quantity:

Prioritize creating fewer but higher-quality pieces of content that resonate with your audience.

Leverage Automation: Use scheduling tools to automate posting and engage with your audience during your limited availability.

Creating Quality CONTENT



Incorporate Personal Experiences: Share relatable stories and experiences as a woman or mother to connect with your audience.

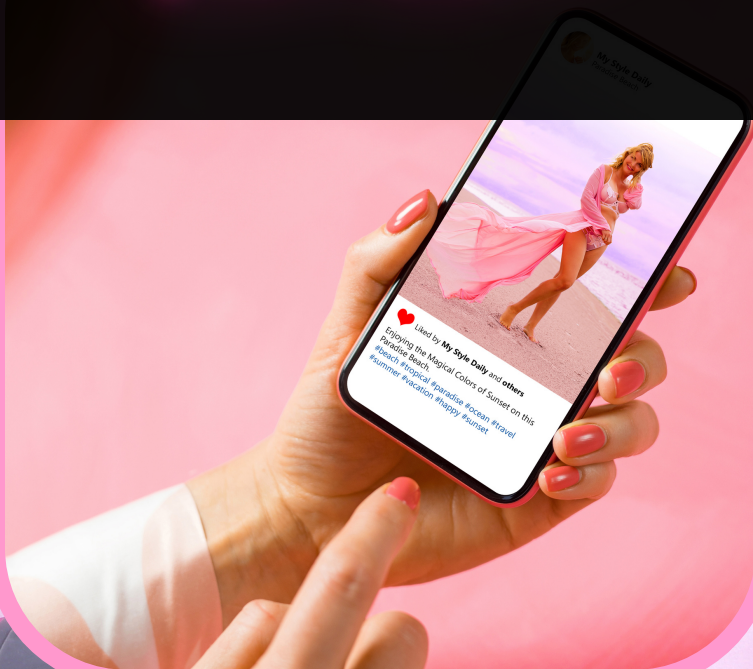
Collaborate: Partner with other creators or join supportive communities to share the workload and gain inspiration.

Set Realistic Goals: Understand that your content creation pace may be slower, and that's okay—quality matters more than quantity.

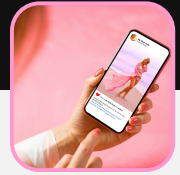
Self-Care: Prioritize self-care to maintain your well-being and creativity, as a healthy you will produce better content.

- Balancing content creation as a woman or mother with little time requires effective time management, smart planning, and a focus on producing meaningful content over quantity.
-

Growing Your *Fan Clubs*



Growing Your FAN CLUB



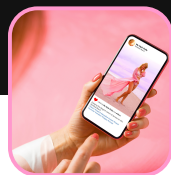
How Women Can Shine in Content Creation:

As a content creator, your fan club or audience is the lifeblood of your online presence and potential income. In this chapter, we will explore how to expand your fan club by acquiring more followers and friends, engaging in meaningful conversations with your audience, and using data to learn and optimize your content strategy.

How to Get More Followers and Friends

- A. Consistent Quality Content: The foundation of gaining followers and friends is consistently producing high-quality content. When people discover your content, they are more likely to follow or friend you if they find value in what you share.
- B. Leverage Social Media: Utilize various social media platforms to promote your content and interact with potential followers. Engage in conversations, share insights, and use relevant hashtags to increase your visibility.
- C. Collaborate with Influencers: Collaborating with influencers in your niche can expose your content to a broader audience. Partnering with someone who shares your interests and has a sizable following can help you gain more followers and friends.
- D. Run Contests and Giveaways: Organize contests or giveaways with entry requirements that encourage people to follow or friend you on social media. Be sure to follow platform rules and guidelines when running promotions.
- E. Engage with Your Current Followers: Your existing followers are your best advocates. Engage with them through comments, likes, and direct messages. When your current followers interact with your content, it can appear in the feeds of their followers, potentially attracting new fans.
- F. Cross-Promote with Others: Partner with other content creators to cross-promote each other's content. This can introduce your content to new audiences and help you gain more followers and friends.

Growing Your FAN CLUB



How Women Can Shine in Content Creation:

Talking to People Online

- A. Active Engagement: Don't just post content and disappear. Actively engage with your audience by responding to comments, messages, and mentions. Make your audience feel heard and valued.
- B. Ask Questions: Encourage discussions by asking questions related to your content. People are more likely to engage when they feel their opinions and input matter.
- C. Be Authentic: Authenticity is key to building meaningful connections. Be yourself, share your thoughts and experiences genuinely, and let your personality shine through in your interactions.
- D. Handle Negative Feedback Gracefully: Not all interactions will be positive. When you encounter criticism or negativity, respond gracefully and professionally. Address concerns and disagreements respectfully.
- E. Private Messages: Consider having open direct message channels where your followers can reach out privately. Some people may be more comfortable discussing personal matters or asking questions in a private setting.

Learning from Your Data

- A. Analytics Tools: Make use of analytics tools provided by social media platforms and other content-sharing platforms. These tools offer valuable insights into your audience's behavior, demographics, and content preferences.
- B. Content Performance Analysis: Regularly review which of your content performs best. Identify patterns in what resonates with your audience and create more content in a similar vein.
- C. Posting Schedule Optimization: Analyze when your audience is most active and adjust your posting schedule accordingly. Consistency in posting at the right times can improve engagement and follower growth.
- D. A/B Testing: Experiment with different types of content, captions, and posting times. A/B testing can help you determine which strategies work best for attracting and retaining followers.
- E. Feedback Surveys: Occasionally, ask your audience for feedback through surveys or polls. This direct input can provide valuable insights into what your followers want to see more of.

Making Money

Moves



Making Money MOVES



Money Moves as a Content Creator:

As a content creator, your creative efforts can translate into financial rewards. In this chapter, we will explore various methods to monetize your content, including advertisements, promotions, affiliate links, selling your own products or services, and managing your income effectively.

Many Ways to Make Money (Ads, Promos, Links)

Advertisements:

- Google AdSense: Consider integrating Google AdSense into your blog or website. It allows you to display ads relevant to your content, and you earn money based on clicks or impressions.
- Sponsored Content: Partner with brands for sponsored content. Ensure that the products or services align with your niche and values to maintain authenticity.

Promotions and Endorsements:

- Affiliate Marketing: Promote products or services related to your content and earn commissions on sales generated through your unique affiliate links.
- Brand Partnerships: Collaborate with brands that resonate with your audience. Negotiate paid partnerships to create sponsored content or promote products.

Merchandise and Products:

- Create Merchandise: Design and sell merchandise related to your content, such as branded apparel, accessories, or digital products like e-books or printable.

Crowdfunding:

- Patreon: Set up a Patreon account where your fans can support your work through monthly subscriptions in exchange for exclusive content or perks.

Making Money MOVES



Money Moves as a Content Creator:

Selling Stuff You Make

Digital Products:

- E-books and Guides: Share your expertise through e-books or comprehensive guides. Platforms like Amazon Kindle Direct Publishing make it easy to self-publish.
- Online Courses: Develop and sell online courses or webinars on platforms like Udemy, Teachable, or your own website.

Physical Products:

- Handmade Goods: If you create physical items, consider selling them on platforms like Etsy or through your website.

Services:

- Consulting or Coaching: Offer one-on-one or group coaching sessions based on your expertise.
- Freelance Work: If your content creation skills extend to graphic design, writing, or other services, you can offer your services to clients.

Making Money MOVES



Money Moves as a Content Creator:

Keeping an Eye on Your Money

Budgeting:

- **Separate Business and Personal Finances:** Open a separate bank account for your content creator income. This simplifies tracking and managing your earnings and expenses.
- **Budget Wisely:** Create a budget that accounts for taxes, business expenses, and personal spending. Staying organized will help you avoid financial stress.

Taxes:

- **Record Keeping:** Keep detailed records of your income and expenses. This is crucial for accurate tax reporting.
- **Quarterly Taxes:** If applicable in your region, pay estimated quarterly taxes to avoid a large tax bill at the end of the year.

Financial Goals:

- **Set Goals:** Define financial goals for your content creation endeavors. Whether it's earning a certain amount each month or saving for a specific purpose, having clear objectives can motivate you.

Professional Advice:

- **Hire an Accountant or Financial Advisor:** Consider working with a financial professional who understands the intricacies of self-employment and can help you optimize your financial situation.

Diversify Income Streams:

- **Don't Rely Solely on Ad Revenue:** Diversify your income sources to reduce reliance on a single revenue stream. This can provide financial stability and security.

Balancing mom duties with content creation requires dedication, flexibility, and effective time management. By implementing these time-saving tricks and prioritizing self-care, you can navigate the demands of both roles and lead a fulfilling life as a mother and content creator. Remember that finding the right balance may take time, but it's achievable with patience and perseverance.



Finding Time *For It All*



Finding Time FOR IT ALL



Finding Time For It All

Being a mother or a woman as a content creator can be challenging, but with effective time management strategies and self-care routines, you can find balance and excel in both roles.

In this chapter, we will explore how to balance your daily routines & mom duties with content creation, share time-saving tricks, and emphasize the importance of self-care.

Balancing day to day dutiss with Content Creation

Create a Family Schedule: (Moms)

- Establish a family schedule that includes your children's activities, school hours, and meal times. Having a structured routine can help you allocate specific time slots for content creation.

Involve Your Kids: (moms)

- Depending on their age, involve your children in your content creation process. They can help with brainstorming, simple tasks, or even appear in your content, making it a family activity.

Delegate Tasks:

- Delegate household chores and responsibilities to family members. Encourage your kids to take on age-appropriate tasks, teaching them responsibility while freeing up some of your time.

Set Realistic Goals:

- Be realistic about what you can achieve as a content creator while fulfilling your mom duties. Setting achievable goals prevents burnout and reduces stress.

Finding Time FOR IT ALL



Finding Time For It All

Time Tricks to Help You Out

Time Blocking:

- Use time blocking to allocate specific chunks of time to different tasks. Dedicate uninterrupted periods for content creation, family time, and self-care.

Prioritize Tasks:

- Identify the most important tasks for your content creation and mom responsibilities. Focus on completing high-priority tasks before addressing less urgent ones.

Batching:

- Batch similar tasks together. For example, dedicate one day for filming or writing, and another for editing and scheduling content. This can improve efficiency.

Use Productivity Apps:

- Explore productivity apps and tools like task managers, calendars, and note-taking apps to stay organized and manage your time effectively.

Outsource When Possible:

- Consider outsourcing tasks like editing, graphic design, or administrative work to freelancers or virtual assistants, allowing you to focus on content creation and family.

Finding Time FOR IT ALL



Finding Time For It All

Taking Care of Yourself

Self-Care Routine:

- Prioritize self-care to recharge and reduce stress. Set aside time for activities you enjoy, whether it's reading, exercising, meditating, or pursuing hobbies.

Seek Support:

- Don't hesitate to seek support from your partner, family members, or friends when you need it. Communicate your challenges and ask for help when necessary.

Quality Over Quantity:

- Focus on creating high-quality content rather than constantly churning out content. This approach allows you to maintain balance and produce meaningful content.

Flexibility and Adaptability:

- Understand that there will be days when your mom duties take precedence. Be flexible with your content creation schedule and adapt as needed.

Time for Reflection:

- Regularly reflect on your priorities and goals. Adjust your content creation strategy and mom duties as your family's needs and your personal aspirations evolve.



Challenges?

No Problem



Challenges NO PROBLEM



Challenges? No Problem!

As a woman content creator, you may encounter negative comments and online trolls from time to time. It's essential to navigate these challenges while maintaining your mental and emotional well-being. Here are some strategies for handling mean people online:

Handling Mean Trolls online:

1. Develop a Thick Skin:

- Recognize that not everyone will appreciate or understand your content. Building resilience to negative comments is essential in the online world.

2. Don't Engage with Trolls:

- Avoid engaging in arguments or responding emotionally to trolls. Trolls often seek attention, and responding gives them what they want. Ignore or block them instead.

3. Moderate Comments:

- Enable comment moderation on your platforms to filter out offensive or inappropriate comments before they appear publicly.

4. Seek Support:

- Share your experiences with trusted friends or fellow content creators. They can provide emotional support and advice on how to handle negative interactions.

5. Report Harassment:

- If someone crosses the line with harassment, report their behavior to the platform administrators. Most platforms have mechanisms in place to address harassment.

6. Focus on the Positive:

- Remind yourself of the positive feedback and the supportive community you've built. Don't let a few negative comments overshadow the support and appreciation you receive.

Additional Ways for Mothers:

- As a mother, it's natural to be protective of your online image, especially if your family is involved in your content. Discuss boundaries and online safety with your children, ensuring they understand the potential risks and how to handle mean comments directed at them.

Challenges NO PROBLEM



What to do When You Feel Tired or Stuck

Creative blocks and burnout can affect content creators, and it's crucial to have strategies in place to overcome these challenges:

1. **Take Breaks:**

- Step away from your work and do something completely unrelated to content creation. A short walk, meditation, or a quick workout can refresh your mind.

2. **Change Your Environment:**

- Sometimes, a change of scenery can reignite creativity. Work in a different room, visit a coffee shop, or even take your work outdoors if possible.

3. **Seek Inspiration:**

- Explore other creators' work, read books, watch documentaries, or attend webinars. Inspiration often comes from exposing yourself to new ideas and perspectives.

4. **Set Small Goals:**

- Break down your tasks into smaller, manageable goals. Achieving these smaller milestones can provide a sense of accomplishment and motivation.

5. **Collaborate:**

- Collaborating with other content creators can bring fresh ideas and perspectives to your work. Brainstorming together can be a powerful way to overcome creative blocks.

6. **Practice Self-Care:**

- Prioritize self-care activities like relaxation, exercise, and mindfulness. Taking care of your physical and mental well-being is crucial for long-term creativity.

Additional Ways for Mothers:

- Recognize the importance of balancing your roles as a mother and a content creator. If you're feeling overwhelmed, don't hesitate to ask for help from your partner, family, or friends to manage your mom duties temporarily.

Challenges NO PROBLEM



Making Friends in the Content Creator World

Connecting with other content creators can be incredibly valuable for support and inspiration. Here's how to make friends in the content creator world:

1. Engage on Social Media:

- Follow and interact with content creators you admire on platforms like Instagram, Twitter, and YouTube. Leave thoughtful comments and participate in discussions.

2. Join Online Communities:

- Seek out online communities, forums, or Facebook groups related to your niche or interests. These spaces are great for networking and learning from others.

3. Attend Virtual Events:

- Participate in webinars, virtual conferences, or workshops within your industry. These events often provide networking opportunities and the chance to connect with like-minded individuals.

4. Collaborate:

- Reach out to fellow content creators for collaboration opportunities. Joint projects can foster meaningful connections.

5. Share Your Knowledge:

- Be generous with your knowledge and support. Offer help, advice, or mentorship to others when you can. Building a reputation as a helpful community member can lead to lasting friendships.

Additional Ways for Mothers:

- Look for content creators who are also parents. They can understand the unique challenges of balancing family life with content creation and may offer valuable insights and support tailored to your situation.

Getting Bigger *and Better*



Getting Bigger & BETTER



Growing Your Brand and Doing Team Ups

As a woman content creator, growing your brand and expanding your online presence can be a fulfilling journey. Additionally, as a mother, you may face unique challenges, but with the right strategies, you can achieve your goals. In this chapter, we will explore how to grow your brand, collaborate with others, seek assistance when needed, and plan for the future.

Growing Your Brand and Doing Team-Ups

Define Your Brand Identity:

- Clearly define your brand identity, values, and niche. This will guide your content and collaborations, ensuring they align with your brand.

Collaborate with Others:

- Seek collaboration opportunities with fellow content creators, especially those whose values and content align with yours. Collaborations can expose your content to a wider audience.

Leverage Social Media:

- Use social media to connect with potential collaborators. Engage with their content, reach out for discussions, and propose partnership ideas.

Plan Joint Projects:

- Plan joint projects with other content creators, such as co-hosting podcasts, conducting interviews, or creating collaborative videos or blog posts.

Promote Each Other:

- When collaborating, promote each other's content across your platforms. Cross-promotion can significantly boost visibility.

Additional Ways for Mothers:

- Consider collaborating with other content creators who are also parents. This shared experience can lead to meaningful collaborations and relatable content.

Getting Bigger & BETTER



Getting Some Help From Others

We tend to put a lot of pressure on ourselves as entrepreneurs, content creators, influencers... But not think about how to leverage people who may have expertise in something we may not have expertise in... it is okay to ask for help!

Getting Some Help from Others

Outsourcing Tasks:

- Identify tasks that can be outsourced, such as video editing, graphic design, or administrative work. Outsourcing can free up your time for more creative aspects of content creation.

Hiring Assistance:

- If your content creation business grows, consider hiring part-time or freelance help, like an editor, virtual assistant, or social media manager.

Delegate Home Responsibilities:

- Seek help from family members or consider hiring a babysitter or nanny to assist with childcare, allowing you more focused time for content creation.

Budget for Assistance:

- Allocate a portion of your earnings toward hiring assistance. This investment can lead to increased productivity and quality in your content.

Additional Ways for Mothers:

- When considering outsourcing or hiring assistance, prioritize tasks that will help you strike a better work-life balance, allowing you to manage both your mom duties and content creation effectively.

Getting Bigger & BETTER



Planning For The Future

We tend to put a lot of pressure on ourselves as entrepreneurs, content creators, influencers... But not think about how to leverage people who may have expertise in something we may not have expertise in... it is okay to ask for help!

Planning for the Future

Set Long-Term Goals:

- Define your long-term objectives for your content creation journey. This might include subscriber milestones, revenue targets, or expanding into new content niches.

Develop a Content Calendar:

- Create a content calendar outlining your planned content for the coming months or year. This will help you stay organized and ensure consistency.

Stay Informed:

- Continuously learn and adapt to changing trends and technology. Attend webinars, read industry publications, and stay updated with best practices.

Diversify Income Streams:

- Explore additional income streams beyond ads and sponsored content. Consider launching merchandise, offering courses, or hosting paid webinars.

Seek Professional Guidance:

- Consult with financial advisors or business consultants to ensure your content creation journey is financially sustainable and aligned with your long-term goals.

Additional Ways for Mothers:

- When planning for the future, consider how your content creation journey aligns with your family's long-term goals. Discuss these plans with your partner or support system to ensure harmony between your roles as a mother and content creator.

The

Exciting Conclusion



The Exciting CONCLUSION



The Exciting Conclusion:

Congratulations! You've embarked on an incredible journey into the world of content creation as a woman or as a mom. As we wrap up this book, let's take a moment to reflect on why being a content creator is so amazing, offer some encouragement for your journey ahead, and provide a final set of tips and resources to help you thrive

Why Being a Content Creator Rocks

Being a content creator offers a multitude of benefits:

1. **Creative Expression:** Content creation is an outlet for your creativity, allowing you to share your unique perspective and talents with the world.
2. **Connectivity:** You have the opportunity to connect with a global audience, building a community of like-minded individuals who appreciate your work.
3. **Impact:** Your content can inspire, educate, and entertain. You have the power to make a positive impact on people's lives.
4. **Flexibility:** Content creation allows for flexibility in your schedule, making it adaptable to your roles as a woman or mom.
5. **Income Potential:** As your audience grows, so do your monetization opportunities, potentially turning your passion into a lucrative career.

Cheering You On as You Start Your Journey

Starting your journey as a content creator can be both exciting and challenging.

Remember:

- You have a unique voice and perspective that the world needs to hear.
- Embrace your authenticity and the power of your story.
- Don't be discouraged by setbacks; they are stepping stones to growth.
- Surround yourself with a supportive community of fellow content creators.
- Believe in yourself and your ability to succeed in this dynamic field.

Your journey may have its ups and downs, but every step you take is a step closer to your goals. Keep pushing forward, and don't forget that you have the potential to achieve greatness as a content creator.

1.

The Exciting CONCLUSION



Last-Minute Tips and Cool Stuff to Check Out

As you embark on your content creation journey, here are some final tips and resources to help you thrive:

1. **Stay Informed:** Continuously educate yourself about the latest trends, tools, and techniques in content creation. The online landscape is ever-evolving, so staying up-to-date is essential.
2. **Community Building:** Invest time in building and nurturing your community. Engage with your audience, respond to comments, and foster a sense of belonging among your followers.
3. **Networking:** Network with other content creators, both in your niche and beyond. Collaborations and support from fellow creators can be invaluable.
4. **Time Management:** Prioritize time management and self-care to maintain a healthy work-life balance, especially as a mom juggling multiple responsibilities.
5. **Consistency:** Consistency in content creation and posting is key to building a loyal audience. Stick to your schedule and adapt it as needed.
6. **Monetization Strategies:** Explore various monetization avenues, from ads and sponsorships to selling merchandise or services. Diversifying your income sources can provide financial stability.
7. **Creative Exploration:** Don't be afraid to experiment with different content formats and styles. Sometimes, trying something new can lead to unexpected success.
8. **Never Stop Learning:** The journey of a content creator is a continuous learning experience. Embrace challenges as opportunities for growth.

Remember, your journey as a content creator is a personal one. While these tips are valuable, the most important thing is to enjoy the process and stay true to yourself. The world is waiting to hear your unique voice, so go out there and create amazing content! We're cheering you on every step of the way.

