



*The Vale
Codex*

*Field Journal
2026*

This is your year's companion. Use it to record observations, reflections and your life's rhythm.
A simple practice for reconnecting with the natural flow of your life.

Rowan D. Vale

www.rowanvale.com





Introduction

A Quiet Return

life in something more tangible. The turning of seasons. The cycles of growth and rest. The simple act of noticing.

The Rowan Vale approach begins here.

Not with dramatic change. Not with rigid systems. But with a return to attention.

This guide is not something to complete. **It's something to begin your renewal.**

There are moments—often subtle—when something feels slightly out of place.

Not wrong, exactly. But disconnected.

You move through your days. You complete what needs to be done. From the outside, everything appears as it should. And yet, beneath it all, there's a sense that something has thinned. A lack of depth. A quiet drifting.

This feeling is more common than most people realise.

It doesn't come from failure or absence. It comes from disconnection—from the steady rhythms that once grounded human

Part 1 - Understanding the Disconnect

Modern life is structured for speed, output, and constant engagement.

You're encouraged to move quickly, respond instantly, and measure progress in visible results. Over time, this creates a subtle imbalance. You remain active—but not necessarily aligned.

The signs are often small:

- Difficulty focusing
- A sense of restlessness or fatigue
- Feeling busy, but not fulfilled
- Losing track of time without feeling present in it

These are not personal failings, they are signals.

They point to a simple truth: your internal rhythm has lost sync with the natural world around you.

The solution is not to do more, **it is to begin noticing again.**



Part 2 - The Three Foundations

At the core of the Rowan Vale practice are three simple actions:

1. Observe

This is where everything begins.

Observation is not analysis. It doesn't require interpretation or meaning. It is simply the act of noticing what is already there.

Start with your surroundings:

- The quality of light in the morning and evening
- Changes in temperature, even subtle ones
- Movement in trees, plants, or sky
- The behaviour of birds or animals

Then turn inward:

- Your energy levels at different times of day
- Shifts in mood or focus
- Patterns in motivation or fatigue

You are not trying to control anything here, **only to see it clearly.**



Part 2 - The Three Foundations

2. Record

What you notice begins to take shape when you write it down.

This does not need to be long or detailed. In fact, it's more effective when it's simple.

A few lines is enough:

- “Low energy this morning, picked up in the afternoon.”
- “Cooler air today. Light fading earlier.”
- “Felt focused for a short period, then distracted.”

Over time, these small entries become something more valuable than they appear. They form a pattern.

A record of your own cycles—something far more useful than generic advice or fixed routines.



Part 2 - The Three Foundations

3. Respond

Once you begin to notice patterns, you can respond.

Not with drastic change. Not with rigid plans. But with small adjustments.

For example:

- If your energy dips at a certain time, allow for slower work
- If focus comes in short bursts, work with it instead of against it
- If you feel mentally overloaded, reduce input rather than pushing through

This is where alignment begins.

Not by forcing yourself into structure—but by shaping your actions around what is already present.



Part 3 - Working with Natural Cycles

Everything operates in cycles. Day and night. Growth and decline. Activity and rest.

But modern life often flattens these into a single expectation: consistency.

The Rowan Vale approach recognises that consistency doesn't mean sameness.

Instead, it means returning regularly to awareness.

Start with the most immediate cycle...

Your day.

Notice:

- When your mind is clearest
- When your energy drops
- When you feel most engaged

Then expand outward...

The season.

Even in urban spaces, seasonal shifts are visible:

- The length of daylight
- The feel of the air
- The presence (or absence) of growth

You don't need a rural landscape to notice change.

You only need attention.

Part 4 - A Simple Daily Practice

To bring this into your life, begin with something manageable.

At the end of each day, take a few minutes to reflect.

Ask yourself:

- What felt steady or aligned today?
- What felt off or difficult?
- What did I notice—externally or internally?

Write down brief answers.

That's all.

There's no need to analyse deeply or draw conclusions.

The act of recording is enough.

Over time, clarity builds naturally.



Part 5 - What This Becomes

If you continue with this practice, something shifts.

Gradually, without effort, you begin to:

- Recognise patterns in your own behaviour and energy
- Feel more grounded in your environment
- Make decisions with greater clarity
- Reduce the sense of constant friction or resistance

You don't become more productive in the conventional sense.

You become more aligned.

And from that alignment, **everything else becomes easier to navigate.**



Closing - Begin Where You Are

There is no ideal starting point.

No perfect time.

No need to prepare.

This work begins wherever you are, with whatever you notice first.

Step outside, if you can.

Pause for a moment.

Look around—not for anything remarkable, but for what is already present.

Then carry that awareness with you, quietly, into the rest of your day.

That is enough.



Rowan D. Vale



*This book does not ask you to
improve yourself. It asks only
that you keep company with
what is already here.*

How to use this Journal

Use this book as a **personal grimoire** to note your reflections and feelings. A gentle place to reset your thoughts as the year turns.

As a **mythical diary**, where personal rituals, dreams, poetry, or encounters with each season can be written and recorded to be rediscovered later.

As a **creative log**, gathering spells, sigils, and charms collected on your journey.


As a **scientific sketchbook** for nature notes, and wildlife observations.



My Vale Codex


Your personal log. Use it as you please

My Vale Codex




A series of horizontal lines for writing, organized into two columns. The left column contains 15 lines, and the right column contains 15 lines, providing a structured space for text entry.

My Vale Codex




A series of horizontal lines for writing, organized into two columns. The left column contains 15 lines, and the right column contains 15 lines, providing a structured space for text entry.

My Vale Codex




A series of horizontal lines for writing, organized into two columns. The left column contains 15 lines, and the right column contains 15 lines, providing a structured space for text entry.

My Vale Codex




A series of horizontal lines for writing, arranged in two columns. The left column contains 15 lines, and the right column contains 15 lines, providing a structured space for text entry.

My Vale Codex




A series of horizontal lines for writing, organized into two columns. The left column contains 15 lines, and the right column contains 15 lines, providing a structured space for text entry.

My Vale Codex




A series of horizontal lines for writing, organized into two columns. The left column contains 15 lines, and the right column contains 15 lines, providing a structured space for text entry.

My Vale Codex




A series of horizontal lines for writing, organized into two columns. The left column contains 15 lines, and the right column contains 15 lines. The lines are evenly spaced and extend across the width of the page.

My Vale Codex




A series of horizontal lines for writing, organized into two columns. The left column contains 15 lines, and the right column contains 15 lines, providing a structured space for text entry.

My Vale Codex




A series of horizontal lines for writing, arranged in two columns. The left column contains 15 lines, and the right column contains 15 lines, providing a structured space for text entry.

My Vale Codex




A series of horizontal lines for writing, arranged in two columns. The left column contains 15 lines, and the right column contains 15 lines, providing a structured space for text entry.

My Vale Codex




A series of horizontal lines for writing, arranged in two columns. The left column contains 15 lines, and the right column contains 15 lines, providing a structured space for text entry.

My Vale Codex




A series of horizontal lines for writing, arranged in two columns. The left column contains 15 lines, and the right column contains 15 lines, providing a structured space for text entry.

My Vale Codex




A series of horizontal lines for writing, organized into two columns. The left column contains 15 lines, and the right column contains 15 lines, providing a structured space for text entry.

My Vale Codex



A series of horizontal lines for writing, organized into two columns. The left column contains 15 lines, and the right column contains 15 lines, providing a structured space for text entry.

My Vale Codex



A series of horizontal lines for writing, organized into two columns. The left column contains 15 lines, and the right column contains 15 lines, providing a structured space for text entry.

May the dark ask nothing more of you than honesty.
May what is tired be allowed to rest.
May the light return without urgency or demand.
And may this time, as it is, be enough.

Rowan D. Vale

<https://www.rowanvale.com>

