

April 2026 Market Review

Single Family Residence... ▾

Hamilton ▾

Clay ▾

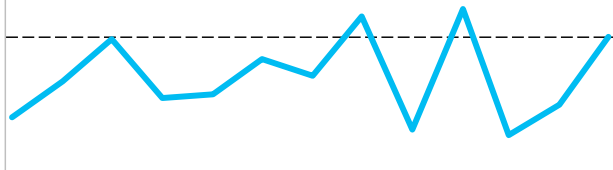
Compared to April 2025

Compared to March 2026

April 2026 ▾



20.9%



17.1%

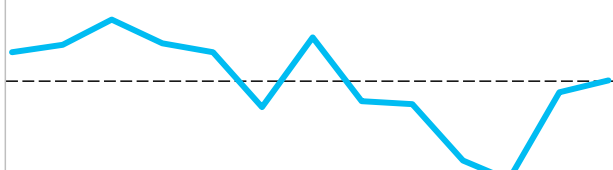


Median Sales Price

\$627,500



-12.9%



6.7%

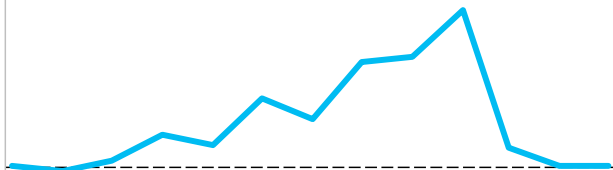


Closed Sales

128



0.0%



0.0%

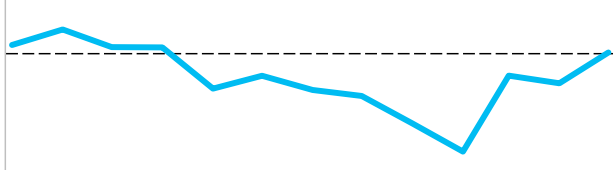


Median Days on Market

5



-0.2%



0.8%

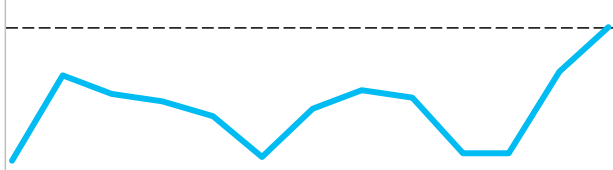


List Price Received

99.8%



9.3%



2.9%

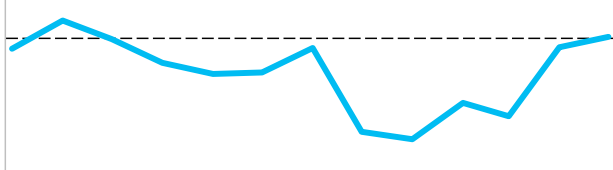


Median Sold \$/SqFt

\$211



8.7%



7.6%

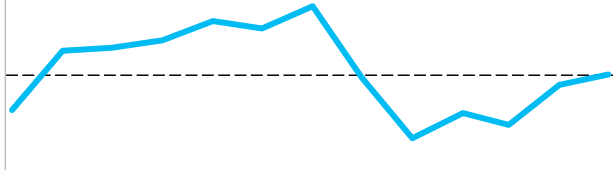


New Listings

199



14.6%



3.9%

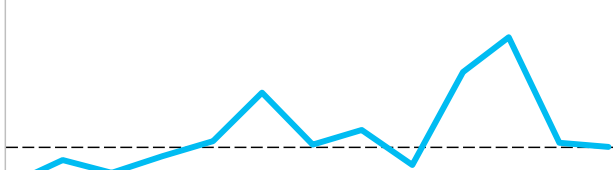


Active Inventory

188



31.6%



-2.6%



Months Supply of Inventory

1.5

April 2026 Market Review

Single Family Residence... ▾

Bartholomew ▾

Columbus ▾

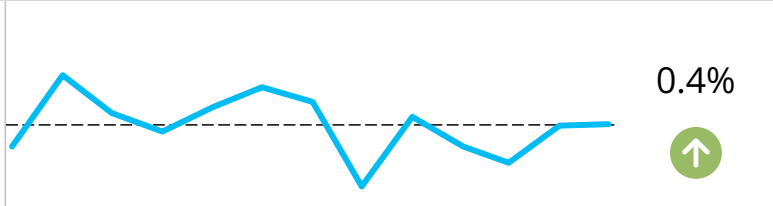
Compared to April 2025

Compared to March 2026

April 2026 ▾



6.0%



0.4%

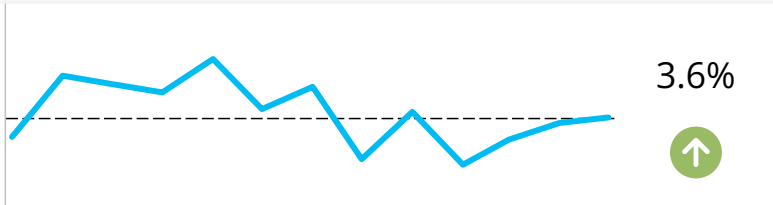


Median Sales Price

\$265,000



13.7%



3.6%

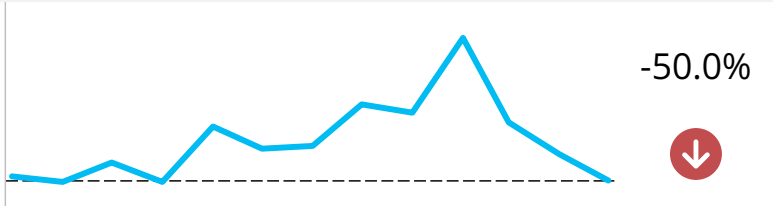


Closed Sales

58



-13.6%



-50.0%

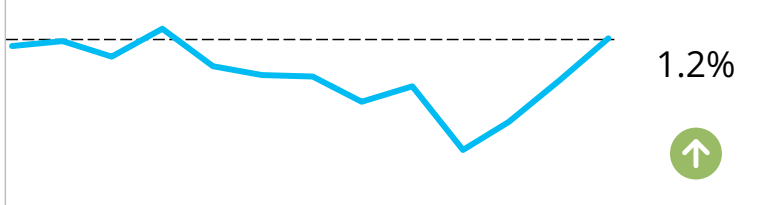


Median Days on Market

10



0.2%



1.2%

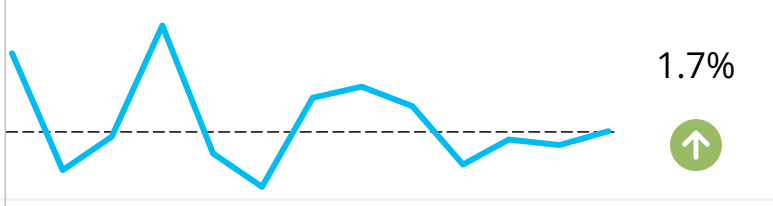


List Price Received

98.6%



-8.4%



1.7%

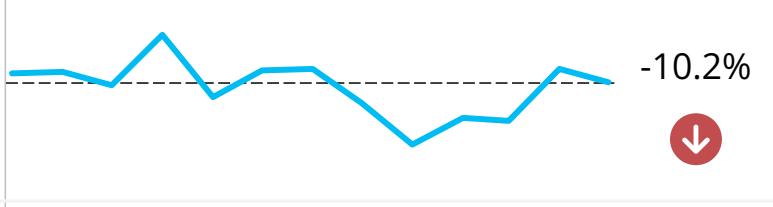


Median Sold \$/SqFt

\$152



-7.1%



-10.2%

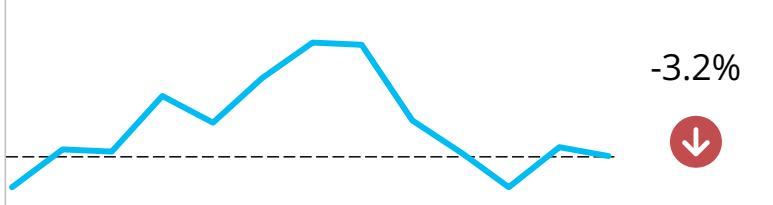


New Listings

79



13.0%



-3.2%

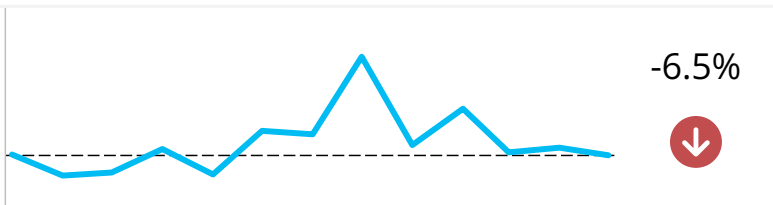


Active Inventory

122



-0.7%



-6.5%



Months Supply of Inventory

2.1

April 2026 Market Review

Single Family Residence... ▾

Hamilton ▾

Fall Creek ▾

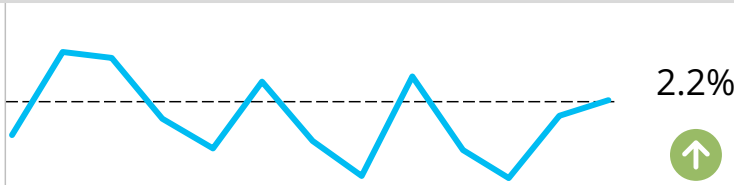
Compared to April 2025

Compared to March 2026

April 2026 ▾



5.1%



2.2%

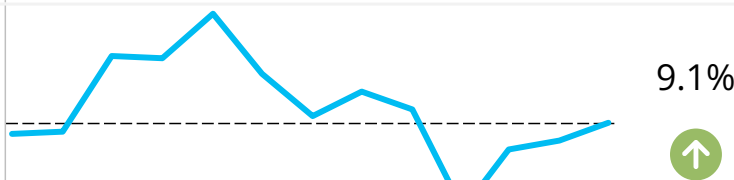


Median Sales Price

\$482,500



5.5%



9.1%

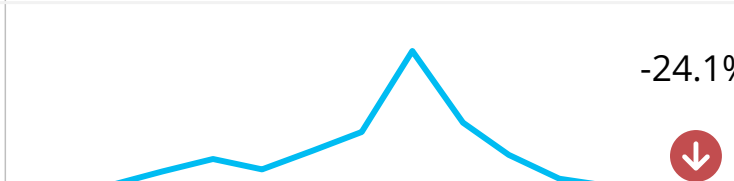


Closed Sales

96



120.0%



-24.1%

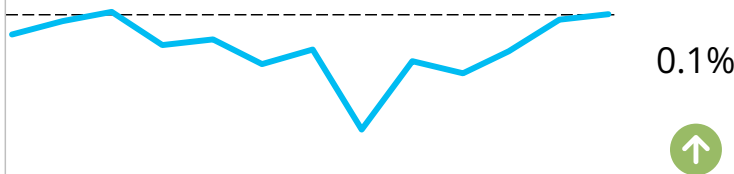


Median Days on Market

11



0.6%



0.1%

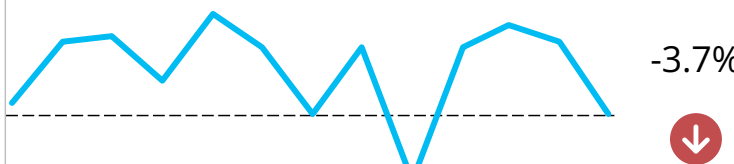


List Price Received

99.2%



-0.6%



-3.7%




Median Sold \$/SqFt

\$167



-18.2%



19.0%

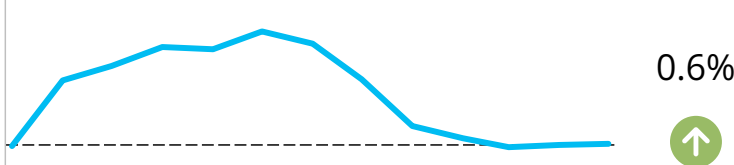


New Listings

144



1.3%



0.6%



Active Inventory

155



-4.0%



-7.7%



Months Supply of Inventory

1.6