


THINKING ABOUT MOVING TO SPAIN?



FREE-CHECKLIST




MOVE TO SPAIN IN 10 ESSENTIAL STEPS

FREE CHECKLIST



1. Choose Your Location in Spain

 Before anything else, decide where in Spain you want to live.

- ✓ Compare different areas
- ✓ Find some job opportunities
- ✓ Check cost of living
- ✓ Look at house availabilities
- ✓ Think about lifestyle (city, island, quiet, busy)



In our own experience, we made this choice quickly: we wanted to live in Ibiza. The main reason was that one of us had already lived there before, and we both had a good feeling about the island. For that reason, our suggestion is to first travel to the place where you would like to live, experience how it feels and discover what your routine there could look like.

2. Prepare Your Initial Budget

Knowing your numbers helps you arrive with less stress and more space to enjoy Spain.

- ✓ Set a rent budget
- ✓ Estimate daily living costs
- ✓ Prepare savings for 1–3 months (depending of how much you earn)
- ✓ Create an emergency buffer

Spain can be cheaper or more expensive depending on your lifestyle.



This is something we overlooked a little bit. If we could do it over, we would take a bit more time to figure out how much budget is helpful to have. Not only to make a living, but also for renting a house and all the extra costs that come with it.

3. Gather Your Basic Documents

Start collecting the essentials you will need once you arrive:

- ✓ Valid passport
- ✓ Proof of accommodation (temporary is fine)
- ✓ Any relevant certificates or identification
- ✓ Extra passport photos



Having everything organized will save you time later.

It is very important not to forget any documents and to check until what time they are valid. We really took the time to arrange this as good as possible. For example, we knew that if you want to arrange your documents in Spain, like the NIE or residence papers, you have to show proof of accommodation and work.

4. Apply for Your NIE Number

The NIE (Número de Identidad de Extranjero) is your foreigner ID number in Spain. It is very important to have:

- ✓ Work contracts
- ✓ Renting an apartment
- ✓ Opening a bank account
- ✓ Signing utilities
- ✓ Many legal procedures



Yes, a separate part about the NIE number. They will ask for a lot of different papers before they are able to give you a personal number. Before one of us could start working, it took more than a month because of arranging this NIE number. So don't think this process is something easy and quick, be on time!

5. Arrange Temporary Accommodation

DO NOT try to secure long-term housing before you arrive. If you sign a contract from immediately a year, it is hard to get out of it.

- ✓ Book 2–4 weeks of temporary stay
- ✓ Airbnb, hostels, seasonal rooms or short rentals
- ✓ Start viewing permanent options once you're in Spain




In our experience, we decided to rent a house with a one-year contract. We don't want to say that this is something you cannot do, but please think carefully about it. If you decide to do this before arriving, make sure it is trustworthy and read the contract carefully. If moving abroad is new for you, we would always advise to first go for a temporary stay, so you can see how it feels and have the time to look for houses once you arrive.

6. Open a Spanish Bank Account

Most employers and landlords will require it.

- ✓ Choose a bank that suits your needs, compare the options with each other
- ✓ Bring your passport and basic documents
- ✓ Ask about any fees before opening



Since one of us is of Spanish origin, this was something easier. Besides that, we wanted to arrange a Spanish bank account for both of us. When you start working somewhere, it is essential to have one.

7. Set Up Your Health Insurance

One of the first things to sort out for peace of mind is healthcare. You will need either:

- ✓ Public healthcare (if you work in Spain)
- or
- ✓ Private insurance (if you're not yet employed)



Choose one option before you fully settle in.

Once you start living here, this is something important to arrange. You don't want to be in a situation where you need a doctor and haven't looked into this yet. The good thing about Spain is that once you start working here and you've got your NIE number, you can use public healthcare for free.

8. Register in Your Local Municipality (Empadronamiento)

This is Spain's local registration system. You may need it for:

- ✓ Healthcare
- ✓ School registration
- ✓ Administrative procedures
- ✓ Proof of address



This is also something to arrange as soon as possible, as the waiting list can be very long, which is exactly what we experienced.

9. Start Your Job Search (If Needed)

Keep it simple at this stage:

- ✓ Look at basic job platforms
- ✓ Check seasonal or local opportunities
- ✓ Prepare a simple Spanish-style CV



Searching for a job can be difficult if you are not speaking the language yet. Don't think too difficult in the beginning and start with gaining some experience. If you really want a specific job, then search in advance, before you actually move abroad. In our experience, one of us did not speak the language, so not all jobs might take you for that reason.

10. Plan Your First Week in Spain

Once you arrive, focus on:

- ✓ Attending your NIE appointment
- ✓ Finalizing your bank account
- ✓ Getting a Spanish SIM card if necessary
- ✓ Visiting neighborhoods
- ✓ Viewing rental apartments
- ✓ Learning basic daily Spanish phrases

BONUS: PRE-MOVE MINI CHECKLIST

- ✓ Save digital and printed copies of all documents
- ✓ Set a realistic moving timeline
- ✓ Notify important contacts before leaving
- ✓ Prepare your luggage early
- ✓ Check travel requirements (if necessary)

This Is Just the Beginning

Moving to Spain is exciting, but we know it can also feel overwhelming. This free checklist is designed to give you structure and confidence so you know what to do and when to do it.

However, this is only the essential overview.

👉 **The full paid version of this guide goes much deeper and includes:**

- Detailed explanations for every step
- Real-life examples and common mistakes to avoid
- Exact timelines and priorities
- Housing tips most people only learn after arriving
- Budget breakdowns and hidden costs
- Job search strategies that actually work
- Practical admin tips we learned the hard way
- And much more practical and honest advice

This expanded guide is built from real life experience, not just theory. Everything we wish we had known before moving abroad ourselves.


The full version will be available soon.


If this checklist already helped you, the complete guide will save you time, stress and costly mistakes.


Stay tuned and welcome to the start of your new life in Spain.


Keep following our journey

We are a Spanish–Dutch couple living in Ibiza, sharing real life abroad and helping others to start their Spain journey.

 moodpalmdigital

 moodpalmdigital

 moodpalmd

 moodpalmdigital@gmail.com