



HOW TO CREATE &
SELL DIGITAL PRODUCTS
FREE DIGITAL GUIDE

ANGELA CREATIVES



TABLE OF CONTENTS

04	INTRODUCTION
05	THE BASICS
06	NICHE-SPECIFIC IDEAS
07	STEP BY STEP
10	RESEARCH - NICHE
11	CREATION YOUR PRODUCT
12	MARKETING & LAUNCH
13	RESOURCES
14	YOUR NEXT STEP
15	TOP NEXT MOVE



HELLO , MY NAME IS

ANGELA

Before we begin, WELCOME to the Master Resell Rights Digital Guide.

When I began my business, started designing and selling digital products, and made over 100k in total earnings, I noticed that many people are either unfamiliar with this field or, if they recognize its potential, they need additional support to sell digital products effectively.

This guide is your starting point, offering a step-by-step strategy to help you create and sell your own digital products. Make sure to complete this e-book because at the end, you'll find the next crucial step you shouldn't miss.

ANGELA CREATIVES

INTRODUCTION

You stand on the threshold of unleashing your creative potential while simultaneously building a source of income that could change your life.

In this e-book, we will delve into the fundamentals of digital product creation, and I promise you, it's easier than you might think.

"The future depends on what you do today."

Mahatma Gandhi

Have you ever thought about how you could transform your passions and skills into something that not only fulfills your spirit but also offers financial freedom? That's the magic of digital products. These enchanting creations allow you to share knowledge, inspiration, and solutions with the world while generating income. Let's dive into the flow of creativity together.

Take a moment now to ponder these questions:

- What drives me?
- Which of my skills or interests could help other people?
- What could I create that is valuable for both myself and others?

Your answers to these questions could be the beginning of a creative journey where you create and sell digital products online.

Hold on a second - I hear you thinking, 'But I'm a beginner! Can I really do this?' Absolutely! The journey begins with the first step, and you will grow with every experience. The digital world offers us endless opportunities to learn and grow, and you are braver than you think.

ANGELA CREATIVES

WHAT ARE DIGITAL PRODUCTS?

Imagine being able to transform your knowledge, creativity, and passions into something tangible that people can use online. That's precisely what digital products are!

They are products that exist in digital form and are sold and consumed over the internet. No storage, no shipping costs – just pure value delivered directly into the hands of your customers.

WHY CREATE AND SELL DIGITAL PRODUCTS?

Ask yourself: Do you want to constantly trade your time and effort for money, or do you want to generate income that flows even when you're not actively working?

Digital products offer the opportunity to build passive income. You invest time and effort in their creation, and then these products can be sold repeatedly without you having to be present every time.


The digital world is as diverse as a rainbow, and your opportunities are just as colourful.

Here are just a few of the amazing digital products you can create:

TYPES OF DIGITAL PRODUCTS:

- Education: E-books, online courses, workshops
- Templates: Social media, website, business documents, resumes, calendar and planner templates
- Digital Artworks: Illustrations, stock photos and videos, T-shirt designs, posters, wallpapers
- Recipes and Meal Plans
- Graphic Design Resources: Vector graphics, icon sets, fonts
- Writing Services: Website content, blog posts, press releases, newsletter texts

.. and so much more!



NICHE-SPECIFIC IDEA

HEALTH AND FITNESS:

- Meal plan
- Online fitness course
- Yoga guide

COSMETICS INDUSTRY:

- E-book on skincare
- Membership website for beauty tips
- Beauty journal

COACHING:

- Workshop on boosting self-confidence and self-love
- Video training on conflict resolution and communication
- Audio-guided meditations for stress management

INFLUENCERS:

- E-book on influencer marketing
- Social media growth strategies
- Photography tips for stunning images



[DOWNLOAD YOUR FREE
DIGITAL PRODUCT HERE](#)



When I started my first business, I had very little startup capital available.

Therefore, it was clear to me that I had to do everything I could on my own: logo, website, flyers, social media, and advertising.

I quickly realized that I had a strong affinity for this visual representation of ideas and important information.

Since then, I've been constantly researching how to improve it continuously.

**DO YOU WANT TO SAVE
TIME AND GET STARTED
WITH DIGITAL PRODUCTS
DONE FOR YOU**

Check out all my digital products that have been created for you to resell!

[GET IT](#)

STEP BY STEP

You might be wondering now:

"How do you go about it step by step, from the idea to the product?"

I've summarized the most important steps for you. I guarantee that ***if you set clear goals and proceed step by step, you'll not only be able to successfully create your first digital product but also find a lot of joy in the process.***

As a side effect, your self-confidence will also increase. Because realizing that all you lacked was determination and that you are capable of so much more than you believed has an immediate positive impact on your self-image and self-confidence.

1 STEP

GATHERING IDEAS

Take some time initially and create a collection of topics that align with your skills or passionate interests. Consider what problems you could solve or what needs you see in these areas. Brainstorm various ideas for digital products that could address these issues or fulfill these needs.

2 STEP

NICHE RESEARCH & TARGET AUDIENCE IDENTIFICATION

Choose a niche from your ideas that aligns with your skills and interests. Identify your target audience: Who are the people who would benefit from your product? Define their characteristics, interests, and pain points.

3 STEP

NEEDS AND COMPETITIVE ANALYSIS

Examine the needs of your target audience: What challenges do they face? What questions are they seeking answers to? Conduct a competitive analysis to determine which similar products are already on the market. Identify opportunities to differentiate your product from the competition or even create a unique selling proposition.

STEP BY STEP

STEP
4

DEFINE YOUR PRODUCT IDEA

Decide which digital product best suits your target audience and expertise. Could it be an e-book, an online course, a template, or something else?

STEP
5

PLAN CONTENT AND STRUCTURE

Outline the content and structure of your product. What will be the main chapters or sections? What information will be covered in each section?

STEP
6

CREATING THE PRODUCT

Begin the actual creation of your digital product. Write the text, create graphics, or multimedia content. Ensure high quality and valuable content that meets the needs of your target audience.

STEP
7

DESIGN AND BRANDING

Design your product to be visually appealing and consistent. Choose colours, fonts, and graphics that align with the message and target audience.

STEP
8

TECHNICAL IMPLEMENTATION AND FORMATTING

Format the content of your product according to the chosen format (PDF, video, audio, etc.). Ensure everything functions smoothly from a technical standpoint and is optimized for various devices.

STEP
9

TESTING AND OPTIMIZING

Thoroughly test your product for errors, ambiguities, or technical issues. You may also involve some members of your target audience for feedback to make improvements.

10
STEP

PREPARE FOR MARKETING AND LAUNCH

Create a sales page or website for your product. Plan the launch by creating marketing materials and developing a strategy for promotion.

11
STEP

LAUNCH AND SALES

Launch your product and promote it through your social media channels, email lists, and other platforms. Keep an eye on sales numbers and feedback.

12
STEP

CUSTOMER SUPPORT AND DEVELOPMENT

Provide excellent customer support, answer questions, and resolve issues. Use customer feedback to improve your product or learn for future products.

Well, at this point, I want to congratulate you because you probably have already mentally outlined a rough plan for your first digital product.

Don't forget,

Success comes only when actions follow desires!

To make the process easier for you, I've compiled checklists on the following pages. Print them out and fill them in.

RESEARCH - NICHE

What is your area of expertise? What have you specialized in?

Your skills/strengths:

Your passion:

The needs of your target audience:

What challenges do people face?

List some ways in which you can help solve their problems.

CREATING YOUR PRODUCT

Your product type:

E-Book

Video-Course

PDF file

Template

Membership

Digital Art

others:

.....

.....

On which platform will you create your digital products?

.....

How will you present your offerings?

.....

Where will you sell?

Website

E-Commerce-Plattform

Courseplattform

others:

.....

.....

Keyword research (Listing 10-15 relevant keywords)

.....

TO DO LIST:

.....

.....

.....

.....

MARKETING & LAUNCH

SALES AND MARKETING STRATEGY

Setting the Price

Creating Sales Page

Sales Materials (Promotional materials like graphics, text, videos)

LAUNCH AND DISTRIBUTION

Setting a Release Date

Marketing Strategy:

Content-Marketing

others:

E-Mail-Marketing

Social-Media-

Marketing

Create Sales Page

Prepare Sales Materials (promotional materials like graphics, texts, videos)


Plan Social Media Activities (teaser content, announcement, launch event)

Allocate Advertising Budget

Launch Objectives

Success Measurement and Analysis

NOTES



MASTER RESELL RIGHTS

Save your valuable time and use my bestselling templates. Find e-book templates, social media templates and much more.

DIGITAL PRODUCTS WITH RESELL RIGHTS



ERANK: KEYWORD RESEARCH TOOL

eRank offers a range of tools to cover your keyword research for Etsy and more.



CANVA: DESIGN

Canva is an online design and visual communication platform with the goal of empowering anyone in the world to design anything and publish anywhere. You can use a free version for an unlimited period of time.



STANSTORE: YOUR WEBSHOP

A Stan-Store is a digital shop that can be used by creators as a link in bio to sell products or services alongside their content. You have the option of a 14-day free trial.

WHAT NEXT ?


I always have the feeling when I read such step-by-step instructions - oh, this will be easy.

Well... if it were that easy, anyone could do it.

You will most likely struggle and there will be moments when you ask yourself:
why am I even doing this?

Trust me:

***Have your goal in mind and
you will 100% succeed!***



B U T W A I T !


What if you really need someone to guide you and you're looking for a comprehensive course instead of just an e-book?

Look no further!

I am here to guide you. I know this e-book of mine can definitely help you, but even more so when you take advantage of my comprehensive guidance.

And yes! Once you're enrolled, you'll not only get the course that teaches you everything, but also my exact strategies that helped me achieve over **100k in total earnings in just 2 months of selling.**

Sounds like a dream, right?



DON'T WASTE YOUR TIME!

Check out my shop where I already have a comprehensive digital course for you to learn MORE about selling digital products!

[CLICK HERE](#)
[TO ACCESS](#)

And now I say goodbye and wish you success on this journey.

All the best,
Angela