

FOOLPROOF

PARENTAL CONTROLS

BROCHURE

**You will not pay for
parental controls that
your kids can bypass**



Copyright Notice

And legal mentions

You can only share this document if you do not modify its format and content (images, text, buttons, layouts, links...). All buttons and links must stay fully functional in the way they were intended to. This document must be shared in its integrity. You cannot share only parts of this document or screenshots of this document, except for the page with the QR code that is meant to be printed.

The copy in this document can't be reproduced nor reutilized, even partially, and especially in ads.

I do not own the products presented in this document, except for The Method. While I'm susceptible to earning a commission on the solutions presented in this document, it didn't affect my selection. There are dozens of apps I could have presented here and earned commissions on, but only a few made it through my tests (because of the "foolproofness" criteria).


While the presented products were foolproof the last time I reviewed them (April 2024), an update could change that. I can't be held responsible if your kids bypass the presented products. Nevertheless, you can ask me to re-review a product you're interested in if you want to be sure that it still is foolproof.

Note that when I label a product as foolproof, I mean that a kid can't remove nor bypass the protection, or that if he does, no matter how, the parents are alerted on their smartphone. Many products that make this claim didn't make my list because I found it to be untrue.

The terms stated at <https://www.themethod.us/terms-and-conditions> applies to this document.

Copyright © 2023 Willard Vivien VW NWEI Unlimited Creative Sector

Introduction



Hey, it's Vic, your soon favorite geek.

You sure made the right choice by getting your hands on this brochure.

Because it contains everything you need to protect your kids online with **FOOLPROOF** parental controls.

As you don't have all day, I made this brochure concise, packed with life-saving information.

So, unless you have the attention span of a kid who spent his childhood scrolling on TikTok, **you'll read it in one trait!**

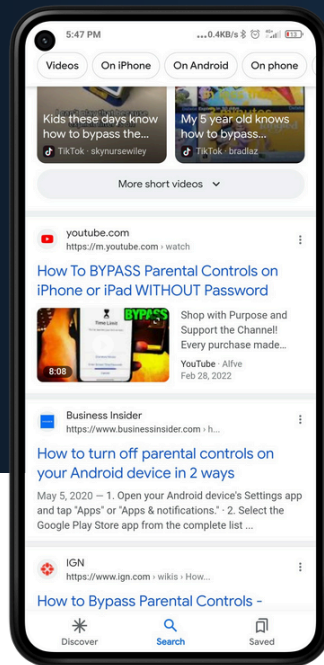
Let's get started!



Need personal help? I'm here for you: contact me at contact@themethod.us

How kids **bypass** parental controls

Skip this part if you already know about it



When I was in middle school, I had a weird hobby:

Helping my friends to bypass their parental controls.

Which wasn't easy. Unlike nowadays.

Because nowadays, kids can just Google "How to bypass [NAME OF THE PARENTAL CONTROLS]."

And just like that, they'll find a ton of solutions to do so: time change, recovery mode or factory reset, VPN... Or just deleting the app. **Without needing your password.**

Yeah, it can be that easy.

Some parental controls are so bad that they can be deactivated by accident!

It never has been easier to bypass parental controls



The solution

Don't despair, I got your back. Your kid can still have a phone or tablet and be safe.

Because, although most parental controls are bypassable, there are a few foolproof solutions. Very few, but they exist. And it took me months of testing to find them.

One thing:

Don't trust the parental controls allegedly "not deletable". It's rarely the case.

All you have to do is to pick one of the parental controls I selected in this brochure.

Because I made sure that they're unbypassable.

Note to companies: If you believe that your parental controls should be in this brochure (= they're foolproof), tell me about it - I'll be glad to present more options.

The Foolproof Apps

I hope that more companies will make their app foolproof. Because, in months of research, I only found two ways to set unbyassable parental controls.

Yes, only two.

But it's good news for you: the choice will not be hard to make. Because instead of having dozens of options to sort through, there are only two.

One for Apple, and one for Android.

You'll find them both in the next pages.

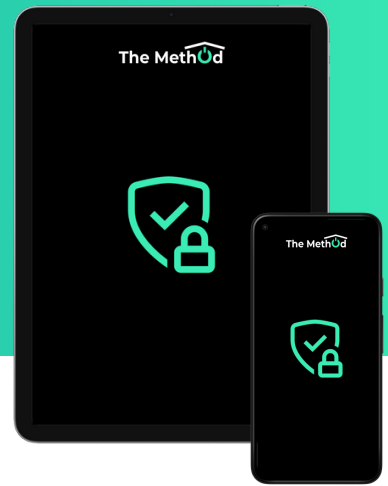
NOTE

Only after starting to recommend these solutions, I found out that I could get commissions on one of them. Be assured that it doesn't affect my judgment. I could recommend a dozen of parental controls and earn a shitton of commissions. But I don't, because my goal isn't to make money on your back. My goal is to help you choose foolproof parental controls that will keep your kids safe.



The Android Problem

If your kid has Android devices, I have a good news and a bad news.



This problem only concerns Android devices: Samsung, LG, Motorola, Google Pixels, Asus...

As a geek, I love Android. Because you can create and modify everything you want. Which is a problem when your goal is to prevent a kid from bypassing his parental controls.

Hence the bad news: I didn't find a parental control app that was foolproof right away.

The good news is, I found a parental control app that, once set up the right way, is foolproof.

There are some settings to tweak and a few things to pay attention to. Which is easy even if you aren't tech-savvy. And of course, I made a guide for you:

A step-by-step process that **transforms your kid's devices into harmless toys**. I made this method very affordable: there is no recurrent payment!

[More About My Android Method](#)

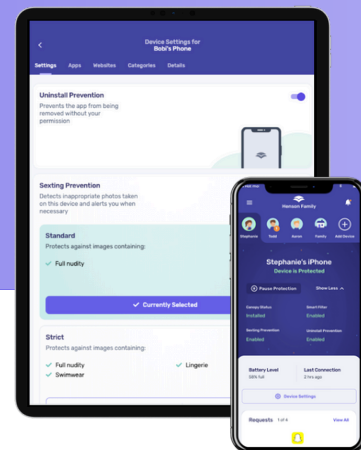


Pros & Cons

- ✓ Foolproof, while offering the same features as other parental control apps
- ✓ You can try my method for 3 months without risking any penny
- ✓ Very affordable, with no subscription, and unlimited devices.
- ✗ Takes a little more time to set up (but, obviously, it's worth it, and there's my guide for that. Click on the button above to learn more)

The iOS King

Parental control apps all offer the same features. But not Canopy.



Canopy arrived late in the parental controls market. So they had to differentiate their app by making it WAY better than their competitors. And Canopy's genius team sure pulled it off.

Canopy's software pulls off an impressive feat

See, with classic parental controls, you have two choices:

Or you fully block a social media or website, even if +99% of it is harmless. Or you allow it, risking sooner or later to see your kid stumble upon the 1% of inappropriate things.

Well, Canopy solves this dilemma: you can let your kid enjoy these social media and websites without worrying because... Canopy's AI **masks inappropriate content right before it appears on the screen!** There's nothing like it on the market.

Sadly, it's bypassable on Android. But foolproof on iOS devices. And even if I'd have found other foolproof apps, Canopy would still be the better choice. By far.



[Learn more about Canopy](#)



Use the code **VIC20** to get a lifetime 20% reduction and 1-month money back guarantee on top of the 7-day free trial (only with the code **VIC20**; you can't get this guarantee elsewhere because I'm the one backing it. I put my money where my mouth is).

Pros & Cons

- ✓ Allows you to let your kids on any social media and website with peace of mind
- ✓ Better features than other parental controls (and foolproof), but not pricier.
- ✗ It's bypassable on Android (but foolproof on iOS/Apple devices).

I have something to admit about Canopy

Please don't hate me



Canopy, as great as it is, isn't foolproof if you don't set it up properly.

Truth to be told, some bypassing problems aren't the parental control companies' fault. It's the parent's. They omit a few details that make all the difference. But I don't blame anyone:

Tech can be tricky. And kids often are better at it. That's why I'm here in the first place: to help you control what happens on your kid's devices no matter your tech-savviness, nor your kids'. So you must receive...



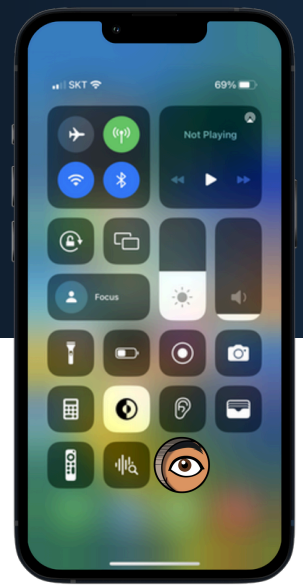
Your Canopy Guidelines

Accessible only once you have started your Canopy trial with the code **VIC20**

I compiled a list of advice and tutorials that will allow you to set up Canopy easily and properly, including the little things many parents overlook. You'll set up Canopy to be foolproof. Here's how to get your Canopy Guidelines:

- 1** Once you started your Canopy trial (and used the code **VIC20**), come back here and click on the button above.
- 2** On the webpage that will open, type in your name and the **same email address that you used when you started your trial with Canopy.**
- 3** On the webpage after your registration, you'll get everything you need to know about setting up Canopy the foolproof way.

Do your kids spy on you?



No parental controls are unypassable if your kid uncovers your password.

And he sure can, even if you DON'T write the password on a post-it laying on your desk!

All it takes are spying tools that most kids know about:

On this screen, there's a spying tool that kids use to uncover their parent's password

Screen recorders. With these tools, your kid can observe which code you type to access the parental controls installed on your phone, or his. Here's how to avoid that.



The solution

It's quite simple. Do this every time you type your password on your kid's devices - and also on yours if your kid just got his hands on it: On iPhone and iPad, open the control center and check if the screen recording icon appears in red -->



If yes, click on it to deactivate it. If not, there's another thing to check:

Whether on Android or Apple devices, one can install screen recorder apps such as SP Camera, BlurSPY, or iMyFone Filme to name a few.

To spot if there is one running, check the recent apps panel (where you see all the recently opened apps).

If you spot an app recording your screen, close it and uninstall it from the device.

Optional:

Repeat some vocalizes to warm up your voice. 'Cause things are about to get heated. The upside is that your kid will think twice about trying to fool you again.

Optional Your good action of the day

Who in your entourage would benefit from this brochure?

Most parents don't know that most parental controls are bypassable - let alone which ones are foolproof.

Imagine the troubles their family could get into by not knowing what's in your brochure.

Show them that you care about them!

- Copy the link in your URL bar (or click on share below the brochure to retrieve it)
- And post it on your social media or send it to fellow parents via text message, email, WhatsApp or Messenger.

On their behalf, **THANK YOU!**

If you're a real angel, you can also print the next page and display it at your local stores, church, town hall...

...Wherever it will do good!



ARE YOUR PARENTAL CONTROLS **FOOLPROOF?**

6 KIDS OUT OF 10 BYPASS PARENTAL CONTROLS

I'M VIC, A GEEK WHO MADE A BROCHURE TO INFORM TECH-RESPONSIBLE PARENTS ABOUT PARENTAL CONTROLS' ISSUES AND THEIR SOLUTIONS. DISCOVER IN THE BROCHURE:

- HOW YOUR KIDS CAN BYPASS YOUR PAID PARENTAL CONTROLS
- THE SPYING TRICK THAT SOME KIDS TEACH OTHERS AT SCHOOL TO UNCOVER THEIR PARENT'S PASSWORD
- 2 WAYS TO SET UP FOOLPROOF PARENTAL CONTROLS

TO KEEP YOUR KIDS SAFE NO MATTER THEIR TECH-SAVVINESS, JUST SCAN THE QR CODE BELOW TO GET YOUR BROCHURE:

SCAN ME



What to do now?

Let's recapitulate:

- 1** Choose your parental controls
(Easy: it depends on whether your kids have Android or Apple devices)
- 2** Buy your parental controls (use the coupon **VIC20** to get a 1-month money back guarantee and 20% off the Canopy subscription - for life!)
- 3** Set up your parental controls (make sure to get your Canopy Guide if you choose your Canopy Guide if you this app) and forget about it! Your kids are now safe no matter how tech-savvy they are.

That's it!

I hope you enjoyed this brochure.

By the way, I'm curious about your opinion: what did you like, what did you dislike? What is missing from this brochure?

Send me an email at contact@themethod.us!
Thank you for letting me know.

All the best to you and your family,

Vic

