Olivia Wilson

BUSINESS ENGLISH FOR PROFESSIONALS



"The goal of professional communication is not to sound clever —it's to be understood."

Fluent with Scharntel
By Tilly R

By Tilly R

COPYRIGHT NOTICE
Business English for Professionals
Copyright © 2026 Tilly R.
All rights reserved.

No part of this publication may be reproduced, copied, distributed, transmitted, stored in a retrieval system, sold, shared, posted online, or translated into any language in any form or by any means, whether electronic, mechanical, photocopying, recording, scanning, or otherwise, without the prior written permission of the copyright holder, except for brief quotations used in reviews or educational discussions where appropriate credit is given.

This handbook is licensed for personal use only. The purchase of this book grants the buyer a non-transferable, non-exclusive licence to use the material for their own personal learning and professional development.

The following actions are strictly prohibited:

• Copying or reproducing the handbook in whole or in part • Sharing digital copies with others • Uploading the handbook to websites, forums, cloud storage platforms, or social media • Reselling, redistributing, sublicensing, or giving away the handbook • Claiming any part of this work as your own • Using the content to create competing products without written permission

Unauthorised reproduction, distribution, or commercial use of this material may result in legal action and claims for damages under applicable copyright laws.

While every effort has been made to ensure the accuracy of the information contained in this handbook, the author makes no guarantees regarding individual results. The content is provided for educational and informational purposes only.

For permissions, licensing enquiries, or bulk purchase requests, please contact the author directly.

Written by Tilly R.

Thank you for respecting the time, effort, and creativity invested in creating this handbook.



Dear Learner,

Thank you for choosing this handbook.

Inspired by my experience teaching English to learners worldwide, this handbook is designed for professionals who already know the basics and want practical English they can use immediately at work.

It is not a course or a replacement for formal training, but a guide to help you communicate more confidently in workplace situations.

I hope the vocabulary, examples, and exercises help you feel more comfortable in meetings, presentations, interviews, emails, and everyday professional interactions.

Remember: progress comes through practice, and every conversation is a chance to learn.

Thank you for allowing me to be a part of your journey.

Warm regards,
Fluent with Scharntel (By Tilly R)
English Teacher & Lifelong Learner



Before You Begin

This handbook has been designed as a practical guide to Business English for everyday professional communication.

It is not written for one specific profession. Industries such as medicine, law, engineering, aviation, finance, information technology, and many others use specialised terminology that is beyond the scope of this book.

Instead, this handbook focuses on the English that professionals across many industries use every day—whether they are attending meetings, writing emails, answering telephone calls, giving presentations, speaking with clients, participating in interviews, or communicating with colleagues.

It is also important to understand that this handbook is not about using impressive or complicated vocabulary.

Many learners believe that speaking advanced English means using long or uncommon words. In reality, the best communicators are those who express themselves clearly, naturally, and confidently.

The goal of professional communication is not to sound clever—it is to be understood.

Throughout this handbook, you will notice that simple, direct language is often preferred over unnecessarily complicated words. This reflects how English is used in most modern workplaces, where clarity, professionalism, and effective communication are valued far more than complex vocabulary.

As your confidence grows, you will naturally expand your vocabulary. However, remember that clear communication will always be one of your greatest professional strengths.

My hope is that this handbook becomes a practical resource that you return to whenever you need guidance, confidence, or a quick refresher.

Welcome, and enjoy your journey towards becoming a more confident English communicator.

SECTION 1:
GENERAL BUSINESS ENGLISH

Introduction

Business English is the language used in professional environments such as offices, meetings, presentations, emails, customer service interactions, and workplace discussions.

Strong Business English skills help professionals:

- Communicate clearly
- Build professional relationships
- Solve workplace problems
- Participate confidently in meetings
- Work effectively with colleagues and clients
- Advance their careers

In this section, you will learn practical workplace vocabulary, common expressions, realistic conversations, and communication strategies used in professional environments around the world.



1. Essential Business Vocabulary

1. Deadline
Meaning: The date or time by which something must be completed.
Example:
"The deadline for the proposal is Friday afternoon."

2. Feedback
Meaning: Comments or suggestions about someone's work.
Example:
"My manager gave me helpful feedback on my presentation."

3. Productivity
Meaning: The amount of work completed in a certain period.
Example:
"Our productivity improved after introducing the new software."

4. Collaboration
Meaning: Working together with others.
Example:
"Successful projects require strong collaboration between departments."

5. Objective
Meaning: A goal or target.
Example:
"Our objective this quarter is to increase sales by 15%."

6. Priority
Meaning: Something that is more important than other tasks.
Example:
"Customer complaints are our top priority today."

7. Workload
Meaning: The amount of work assigned to someone.
Example:
"My workload has increased significantly this month."

8. Strategy
Meaning: A plan designed to achieve a goal.
Example:
"The company developed a new marketing strategy."

9. Performance
Meaning: How well someone completes their work.
Example:
"Her performance has been excellent this year."

10. Budget
Meaning: The amount of money available for a project or department.
Example:
"We need to stay within the approved budget."

2. Useful Business Questions

These are questions professionals use daily.

Clarifying Information

- Could you explain that in more detail?
- Can you walk me through the process?
- Could you clarify what you mean?
- Would you mind giving an example?

Checking Progress

- How is the project coming along?
- Are we still on schedule?
- Have there been any challenges?
- Is there anything you need from me?

Discussing Priorities

- Which task should take priority?
- What should we focus on first?
- How urgent is this request?

Offering Support

- How can I help?
- Is there anything I can assist with?
- Do you need additional resources?



3. Useful Business Statements

Giving Updates
The project is progressing well.
We're currently on track.
We've completed the first phase.
There have been a few delays.

Expressing Opinions Professionally
I believe this approach could work well.
In my opinion, we should consider another option.
I see your point, however...
That's an interesting perspective.

Making Suggestions
We might want to consider...
Perhaps we could try...
One possible solution would be...
Another option is to...

Agreeing
I completely agree.
That makes sense.
I think that's a good idea.
I'm on the same page.

Disagreeing Politely
I understand your point, but...
I'm not sure I completely agree.
Perhaps we should consider another perspective.
That's a valid point; however...

4. Common Workplace Expressions

"Keep me in the loop."
Meaning: Keep me informed.
Example:
"Please keep me in the loop regarding any updates."

"Touch base"
Meaning: Briefly communicate.
Example:
"Let's touch base tomorrow morning."

"Circle back"
Meaning: Return to a discussion later.
Example:
"We'll circle back to this issue next week."

"**On the same page"**
Meaning: Having the same understanding.
Example:
"I just want to make sure we're all on the same page."

"**Move forward"**
Meaning: Continue with a plan.
Example:
"Let's move forward with the proposal."

5. Positive Workplace Scenario

Team Success

Sarah's team has just completed a major project.

Sarah: Everyone, I wanted to thank you for your hard work. The client was extremely happy with the final result.

James: That's great news. The whole team put in a lot of effort.

Sarah: It definitely showed. The client specifically mentioned how professional and responsive everyone was.

Nina: That's always nice to hear.

Sarah: Because of this success, they're interested in discussing another project with us.

James: Fantastic. That's a good opportunity for the company.

Sarah: Absolutely. Let's keep the momentum going.

6. Negative Workplace Scenario

Unexpected Problems

A software issue has delayed an important project.

Manager: We've just received an update from IT. The system problem is more serious than we expected.

Michael: How much delay are we looking at?

Manager: Possibly three to five days.

Emily: That's going to affect the client deadline.

Manager: Unfortunately, yes.

Michael: Should we inform the client now?

Manager: Yes. It's better to be transparent and manage expectations early.

Emily: Agreed. They'll appreciate the honesty.

7. Staff Meeting Discussion

Notice how people contribute naturally rather than simply asking and answering questions.

Manager: Thanks everyone for joining. I'd like to start with updates on our current projects.

Ashley: The website redesign is moving well. We've completed most of the testing phase.

Manager: Any issues so far?

Ashley: A few minor bugs, but nothing major.

David: The marketing team is ready once testing is complete.

Manager: Excellent. That's good coordination.

Ashley: If everything goes according to plan, we should launch next week.

David: That timing works well with our campaign schedule.

Manager: Perfect. Let's continue working closely together.



8. Client Meeting Discussion

Discussing Expectations

Client: Thank you for meeting with us today.

Consultant: It's our pleasure. We're excited to discuss your requirements.

Client: Our main goal is to improve customer response times.

Consultant: That's a common challenge. Can you tell us more about your current process?

Client: Most requests are handled manually, which creates delays.

Consultant: I see. There may be opportunities to automate part of that process.

Client: That's exactly what we're hoping to achieve.

Consultant: We'll prepare several recommendations for you to review.

9. Difficult Conversation with a Manager

Feeling Overwhelmed

Employee: Do you have a few minutes to talk?

Manager: Of course. What's on your mind?

Employee: I've been struggling to keep up with my current workload.

Manager: Tell me more.

Employee: Since taking on the additional project, I'm finding it difficult to meet all my deadlines.

Manager: I appreciate you bringing this up.

Employee: I wanted to discuss possible solutions before it affects my performance.

Manager: That's the right approach. Let's review your responsibilities and see where we can provide support.

Employee: Thank you. I appreciate that.

10. Problem-Solving Discussion

Finding a Solution Together

Karen: We've received several complaints about delivery delays.

Tom: I've noticed the same issue.

Karen: Do we know what's causing it?

Tom: Partly staffing shortages, and partly transportation problems.

Karen: That explains the increase in complaints.

Tom: We may need temporary support until things stabilize.

Karen: That sounds reasonable.

Tom: We should also communicate proactively with customers.

Karen: Agreed. Managing expectations is important.

11. Discussing Missed Deadlines

Professional Accountability

Manager: I noticed the report wasn't submitted yesterday.

Employee: You're right, and I take responsibility for that.

Manager: What happened?

Employee: I underestimated how long the analysis would take.

Manager: I appreciate your honesty.

Employee: The report will be completed by tomorrow morning.

Manager: Thank you. In the future, please let me know earlier if delays are likely.

Employee: Absolutely. I'll communicate sooner next time.

12. Performance Review Discussion

Annual Review

Manager: Overall, you've had a strong year.

Employee: Thank you. I've worked hard to improve my skills.

Manager: It shows. Your communication with clients has been excellent.

Employee: I appreciate that feedback.

Manager: One area we can focus on is delegation.

Employee: I agree. Sometimes I try to handle too much myself.

Manager: That's quite common. We'll work on that together.

Employee: I'd appreciate the guidance.

13. Team Discussion: Preparing for a Busy Month

Notice how colleagues naturally exchange ideas.

Rachel: Next month looks incredibly busy.

Jason: I was thinking the same thing.

Rachel: We have three major projects running simultaneously.

Jason: The challenge will be balancing resources.

Rachel: Exactly. We don't want anyone becoming overloaded.

Jason: Perhaps we should create a shared schedule.

Rachel: That would help everyone see what's happening.

Jason: It might also prevent duplicate work.

Rachel: Good point. Let's suggest it during tomorrow's meeting.

14. Realistic Corporate Conversation

Coffee Break Discussion

Lebo: You look exhausted today.

Mark: I stayed up late finishing a client proposal.

Lebo: Was it one of those last-minute requests?

Mark: Unfortunately, yes.

Lebo: Those are always stressful.

Mark: The good news is that the client loved the proposal.

Lebo: Then at least your hard work paid off.

Mark: That's what I'm telling myself.

Lebo: You should still get some rest tonight.

Mark: That's definitely the plan.

15. Audio Practice – Listen and Repeat



Read each sentence aloud twice (x2).

We're currently working on a new project.

Could you clarify that for me?

Let's discuss possible solutions.

I appreciate your feedback.

We're on track to meet the deadline.

I'd like to share an update.

Thank you for bringing this to my attention.

Let's move forward with the proposal.

I understand your concerns.

We need to prioritize our workload.

16. Review Exercise

Match the vocabulary

WORD	MEANING
Deadline	A. Working together
Collaboration	B. Date on which work must be completed
Feedback	C. Comments on work
Priority	D. Most important task

16. Review Exercise

Complete the Sentences

We need to meet the _____ by Friday.

Thank you for your _____ on my presentation.

Let's _____ back to this topic later.

Please keep me in the _____ regarding any changes.

Choose the correct word:

circle
deadline
loop
feedback

Section 1 Summary

After completing this section, you should be able to:

✓ Use common Business English vocabulary confidently

✓ Participate in workplace discussions

✓ Speak professionally with managers and clients

✓ Handle difficult conversations diplomatically

✓ Contribute naturally during meetings

✓ Discuss problems and solutions effectively

✓ Understand common workplace expressions used in professional environments

Next Section:

Business Emails & Professional Written Communication.

SECTION 2:
BUSINESS EMAILS & PROFESSIONAL WRITTEN COMMUNICATION

Introduction

In today's workplace, much of your communication happens in writing. Emails, instant messages, reports, meeting notes, proposals, and customer correspondence all require professional communication skills.

A well-written message can:
Save time
Prevent misunderstandings
Build trust
Improve teamwork
Create a professional image

Many professionals struggle because they either sound too informal or too robotic. The goal is to sound professional, clear, polite, and natural.



1. Principles of Professional Writing

Be Clear
Avoid complicated language.
❌ Poor:
"Subsequent to our previous correspondence, we would appreciate your consideration regarding the aforementioned matter."

✅ Better:
"Following our previous email, I'd like to check on the status of the matter."

Be Concise
Get to the point quickly.
❌ Poor:
"I was just wondering if perhaps when you have a moment available, you might possibly be able to review the document."

✅ Better:
"Could you please review the document when you have a chance?"



Be Professional
Remain respectful, even when frustrated.
❌ Poor:
"I've already asked for this three times."

✅ Better:
"I'd like to follow up on my previous requests regarding this matter."

Be Positive
Focus on solutions rather than problems.
❌ Poor:
"We can't complete the project because your department hasn't sent the information."

✅ Better:
"We'll be able to complete the project once we receive the information."

2. Essential Email Vocabulary

Attachment
A file sent with an email.
Example:
"Please find the attachment for your review."

Follow-Up
Contacting someone again regarding a previous discussion.
Example:
"I'm sending a follow-up regarding our meeting last week."

Clarification
Additional explanation.
Example:
"Could you provide clarification on this requirement?"

Correspondence
Written communication.
Example:
"Please keep all correspondence related to this project.."

2. Essential Email Vocabulary
continued.....

Recipient
The person receiving a message.
Example:
"Please ensure the correct recipient is selected."

Confirmation
Verification that something is correct.
Example:
"Thank you for the confirmation."

Approval
Permission to proceed.
Example:
"We're waiting for final approval."

Revision
A change or update.
Example:
"I've made the requested revisions."

3. Email Structure

A professional email usually contains:

- Subject Line
- Greeting
- Purpose
- Details
- Action Required
- Closing
- Signature

4. Professional Greetings

Formal
Dear Mr. Smith,
Dear Ms. Jacobs,
Dear Dr. Brown,

Neutral Professional
Hello John,
Good morning Sarah,
Good afternoon team,

Internal Team Emails
Hi everyone,
Hello team,
Morning all,

5. Professional Opening Sentences

Giving Information
I would like to inform you that...
I'm writing to provide an update regarding...
I wanted to let you know that...

Requesting Information
Could you please provide...
I would appreciate your assistance with...
I'm writing to request...

Following Up
I'm following up on my previous email.
I wanted to check whether there have been any updates.
I hope you're well. I'm following up regarding...

Confirming Information
Thank you for your email.
I can confirm that...
This email serves as confirmation that...

6. Useful Email Requests

Polite Requests
Could you please send me...
Would you mind sharing...
When you have a moment, could you...
I'd appreciate it if you could...

More Direct (Still Professional)
Please submit the report by Friday.
Kindly review the attached document.
Please confirm receipt of this email.

7. Useful Closing Statements

Awaiting a Response

- I look forward to hearing from you.
- I look forward to your response.
- Please let me know if you require further information.

Thanking Someone

- Thank you for your assistance.
- Thank you for your time and support.
- Your assistance is greatly appreciated.

Professional Closings

- Kind regards,
- Best regards,
- Sincerely,
- Thank you,

8. Realistic Workplace Email Examples

Example 1: ***Requesting Information***

Subject: Updated Sales Figures

Hello Sarah,
I hope you're doing well.

Could you please send me the updated sales figures for May? We need them for the monthly management report.

If possible, I'd appreciate receiving them by Thursday afternoon.

Thank you for your assistance.

Kind regards,
Michael

Example 2: Following Up

Subject: *Follow-Up on Client Proposal*

Good morning James,
I hope you're well.

I'm following up regarding the client proposal that was submitted last week. Have there been any updates from the client?

Please let me know when convenient.

Kind regards,
Amanda

Example 3: Providing an Update

Subject: *Project Progress Update*

Hello Team,
I'd like to provide a quick update on the website redesign project.

The testing phase has now been completed successfully, and the final adjustments are currently underway. We remain on schedule for next week's launch.

Thank you for your continued support.

Best regards,
Sarah



9. Workplace Chat Messages

Not every workplace communication requires an email.

Many companies use:

- Microsoft Teams
- Slack
- Google Chat
- WhatsApp Business
- Chat messages should be shorter but still professional.

Example
Lebo: Hi Mark. Do you have five minutes to discuss the client feedback?

Mark: Sure. I'm finishing another task right now, but I'll call you in ten minutes.

Lebo: Perfect. Thank you.

10. Writing to a Client

Scenario:
A project will be delayed.

Poor Version:
"We won't finish on time."

Professional Version:
Dear Mr. Daniels,

I hope you're well.

I wanted to provide an update regarding the project timeline.

Due to unexpected technical challenges, we require an additional three business days to complete the final phase. We are working diligently to minimise the delay and ensure the highest quality outcome.

Thank you for your understanding.

Please let me know if you have any questions.

Kind regards,
Rebecca



11. Difficult Email: Responding to a Complaint

Customer Complaint

A customer is unhappy because their order arrived late.

Professional Response

Dear Ms. Peterson,

Thank you for bringing this matter to our attention.

I sincerely apologise for the delay in receiving your order. We understand how frustrating this experience must have been.

After reviewing the shipment details, we identified an unexpected courier delay that affected delivery times.

We value your business and are taking steps to prevent similar situations in the future.

Thank you for your patience and understanding.

Kind regards,
Customer Support Team



12. Meeting Notes Example

After meetings, someone often sends a summary.

Meeting Summary
Date: 15 March
Attendees: Sarah, David, Michael, Karen

Discussion Points:
Website redesign progress
Marketing launch schedule
Client feedback

Actions:
Sarah to complete testing by Friday.
David to finalise marketing materials.
Michael to update the client.

Next Meeting: 22 March

13. Writing Professional Responses

Scenario 1

Your manager asks for a report.

Response

Hello Susan,

Thank you for your email.

I'll complete the report and send it to you by Thursday afternoon.

Kind regards,
Michael

Scenario 2

A colleague helps you.

Response

Hi Emma,

Thank you for your assistance today.

Your input was extremely helpful and helped us resolve the issue much faster.

I appreciate your support.

Best regards,
James

14. Realistic Workplace Conversation

Discussing an Email

Anna: Did you receive the client's email this morning?

Chris: Yes, I did.

Anna: They seem concerned about the delivery timeline.

Chris: I noticed that too.

Anna: How should we respond?

Chris: I think we should acknowledge their concerns and provide a realistic timeline.

Anna: Agreed. We don't want to make promises we can't keep.

Chris: Exactly. Transparency is usually the best approach.



15. Common Writing Mistakes

Too Casual
❌ Hey!!!
❌ What's up?
❌ No worries.

✅ Hello Sarah,
✅ Thank you for your email.

Too Abrupt
❌ Send me the report.

✅ Could you please send me the report?

Too Emotional
❌ This is extremely frustrating and unacceptable!

✅ I would like to discuss the concerns regarding this matter.



16. Audio Practice – Listen and Repeat



Read aloud twice.

- Thank you for your email.
- I'm following up regarding our previous discussion.
- Could you please provide an update?
- I appreciate your assistance.
- Please find the attached document.
- I look forward to hearing from you.
- Thank you for your prompt response.
- Please let me know if you require further information.
- I would appreciate your feedback.
- Kind regards.

17. Review Exercise

Choose the Best Option

1. Which is most professional?

A. Send me the report.

B. Could you please send me the report?

Answer: ___

2. Which is the best email closing?

A. Cheers!

B. Kind regards,

Answer: ___

3. What is a follow-up?

A. A complaint

B. Contacting someone again regarding a previous discussion

Answer: ___

Rewrite These Sentences Professionally

1. "I need this now."

Possible Answer: "Could you please send this as soon as possible?"

2. "You never replied."

Possible Answer: "I'm following up regarding my previous email."

3. "That's not my problem."

Possible Answer: "Let's work together to find a solution."

18. Business Writing Challenge

Rewrite the following message professionally:

"Hi. The project is late. Nobody gave me the information I needed. Please fix this."

Sample Answer:
Hello Team,

I wanted to discuss the current project timeline.

Unfortunately, we're experiencing delays because some required information has not yet been received. Could we please review what is still outstanding so that we can move forward as quickly as possible?

Thank you for your cooperation.

Kind regards,
[Your Name]



Section 2 Summary

After completing this section, you should be able to:

✓ Write professional emails confidently
✓ Communicate clearly and politely in writing
✓ Follow up effectively
✓ Handle customer complaints professionally
✓ Write updates, requests, and responses
✓ Create meeting summaries and workplace correspondence
✓ Adapt your writing style for emails, chats, clients, managers, and colleagues

Next Section:
Business Meetings, Discussions & Professional Speaking Skills.
This section focuses on speaking confidently in meetings, leading discussions, presenting ideas, interrupting politely, disagreeing professionally, and contributing naturally in workplace conversations.



SECTION 3: BUSINESS MEETINGS, DISCUSSIONS & PROFESSIONAL SPEAKING SKILLS

Introduction

Many professionals can perform their jobs well but struggle when they need to speak in meetings, present ideas, or contribute to discussions.

***Some common concerns include*:**
"What if I say the wrong thing?"
"What if people disagree with me?"
"How do I interrupt without being rude?"
"How do I sound professional?"
"How do I speak confidently in front of managers or clients?"

The good news is that effective communication is a skill that can be learned and practiced.

In this section, you'll learn how to participate confidently in workplace discussions, express your opinions professionally, handle disagreements respectfully, lead meetings, and communicate naturally in real business situations.



1. Essential Meeting Vocabulary

Agenda
A list of topics to be discussed during a meeting.
Example:
"Has everyone received today's agenda?"

Action Item
A task assigned to someone after a meeting.
Example:
"Following today's meeting, your action item is to contact the client."

Outcome
The result of a discussion or meeting.
Example:
"We need to agree on an outcome before we finish."

Consensus
General agreement among a group.
Example:
"It sounds like we've reached a consensus."

1. Essential Meeting Vocabulary continued....

Proposal
A suggestion or plan for consideration.
Example:
"I'd like to present a proposal for improving customer service."

Discussion Point
A topic being discussed.
Example:
"The next discussion point is staff training."

Stakeholder
A person affected by a project or decision.
Example:
"We should update all stakeholders."

Recommendation
A suggested course of action.
Example:
"My recommendation is to postpone the launch."

2. Starting a Meeting

These phrases are commonly used by meeting leaders.

Welcoming Participants

- Good morning, everyone.
- Thank you all for joining us today.
- Let's get started.
- Thanks for making the time to attend.

Introducing the Agenda

- Today's meeting is focused on...
- We have three main items to discuss.
- Let's begin by reviewing our objectives.
- First, we'll discuss project updates.

Setting Expectations

- Let's try to keep the discussion focused.
- We'll aim to finish within an hour.
- Please feel free to ask questions.

3. Contributing to Discussions

Many people remain silent because they're unsure how to join the conversation.

Sharing an Opinion

- I think we should consider...
- In my opinion...
- From my perspective...
- One possibility might be...

Adding to Someone's Idea

- I'd like to build on that point.
- That's a good suggestion.
- I agree, and I'd also add...
- That reminds me of another consideration.

Offering an Alternative

- Another option could be...
- Perhaps we should also consider...
- There's another approach we might explore.



4. Agreeing Professionally

Simple Agreement

- I agree.
- Absolutely.
- That's a good point.

Strong Agreement

- I completely agree with that.
- I couldn't agree more.
- That's exactly what I was thinking.

Supportive Agreement

- I think you're right.
- That makes a lot of sense.
- I can definitely see the value in that.

5. Disagreeing Professionally

Disagreement is normal in business. The key is being respectful.

Soft Disagreement
I see your point, but...
I understand where you're coming from, however...
That's one perspective. Another way to look at it is...

Offering a Different View
Have we considered...
I'm wondering if there might be another approach.
Could there be a risk we're overlooking?

Real Example
Manager: I think we should launch next Monday.
Rachel: I understand the reasoning. My concern is that the testing isn't fully complete yet. Would it make sense to delay the launch by a few days?
Manager: That's a fair point.

6. Interrupting Politely

In meetings, interruptions sometimes happen naturally.

Useful Expressions

- Sorry to interrupt.
- May I add something here?
- If I could just jump in for a moment.
- Before we move on, could I mention something?

Example

David: I think we should focus on increasing sales in—

Emma: Sorry to interrupt, David. Before we move on, could we discuss the customer feedback from last week?

David: Of course.

7. Asking Questions During Meetings

Clarifying

- Could you explain that further?
- What exactly do you mean by that?
- Could you give us an example?

Gathering Information

- What are the main challenges?
- What's the timeline?
- Who will be responsible for this?

Encouraging Discussion

- What does everyone think?
- Does anyone have any concerns?
- Are there any other suggestions?

8. Leading a Team Meeting

Scenario: Weekly Team Meeting

Manager: Good morning, everyone. Thanks for joining.
Let's begin with project updates. Sarah, could you start?

Sarah: Certainly. The website redesign is progressing well. We've completed most of the testing.

Manager: Excellent. Any concerns?

Sarah: Nothing major at this stage.

Manager: Great. David?

David: The marketing campaign is ready. We're simply waiting for final approval.

Manager: Perfect. Thank you.

9. Presenting Ideas Confidently

When presenting an idea, structure matters.

Step 1: Introduce the Idea
"I'd like to suggest a new approach."

Step 2: Explain the Reason
"The current process takes too long."

Step 3: Present the Benefit
"This change could save several hours each week."

Example
Lebo: I'd like to suggest a different scheduling system.
Currently, staff spend a lot of time coordinating shifts manually.
A digital scheduling platform could automate much of that process and reduce errors.



10. Brainstorming Session

Realistic Team Discussion

Manager: We need ideas to improve customer satisfaction.

Tom: Faster response times would help.

Aisha: I agree. Customers often complain about waiting too long.

Tom: We could introduce live chat support.

Aisha: That's a good idea.

Manager: What other suggestions do we have?

Lebo: Maybe we could create a self-service help centre.

Manager: Interesting. Let's explore that further.

11. Handling Difficult Questions

Buying Time

- That's a good question.
- Let me think about that for a moment.
- I'd like to consider that carefully.

When You Don't Know

- I don't have that information right now.
- I'd like to verify the details before answering.
- Let me check and get back to you.

Example

Client: How much will this save us annually?

Consultant: That's a great question. I'd like to verify the figures before giving an exact answer. I'll send you the information later today.



12. Difficult Conversation During a Meeting

Budget Concerns

Manager: Our expenses are significantly above budget.

Michael: Do we know what's causing the increase?

Manager: Several unexpected costs.
Rachel: Have we identified which areas are most affected?

Manager: Travel and external consulting.

Rachel: Perhaps we should review those expenses before making any major decisions.

Manager: I agree.

13. Realistic Client Meeting

Discussing Expectations

Client: We need to improve our customer retention.

Consultant: Could you tell us more about the challenges you're currently facing?

Client: Customers are leaving after only a few months.

Consultant: That's helpful information.

Client: We'd like practical solutions.

Consultant: Based on what you've shared, we can recommend several strategies. The first would be improving customer onboarding.

Client: That sounds promising.

14. Team Discussion: Solving a Workplace Problem

Notice how colleagues naturally exchange ideas.

Jessica: We've received several complaints about communication between departments.

Mark: I've noticed that too.

Jessica: It seems people aren't sharing information quickly enough.

Mark: I think part of the problem is that everyone uses different systems.

Jessica: That's probably true.

Mark: A shared platform might improve visibility.

Jessica: That could definitely help.

Mark: It would also reduce misunderstandings.

Jessica: Let's bring that suggestion to management.

15. Informal Workplace Conversation

Professional conversations aren't always formal.

Before a Meeting
Lebo: Ready for today's presentation?

Anna: As ready as I'll ever be.

Lebo: You'll do fine.

Anna: I hope so. I still get nervous.

Lebo: Honestly, I think everyone does.

Anna: That actually makes me feel better.

16. Speaking with Senior Management

Many professionals become nervous around senior leaders.

Professional Expressions

- I'd like to share an observation.
- I believe there may be an opportunity here.
- Based on the data...
- My recommendation would be...

Example
Director: What are your thoughts on the proposal?

Employee: Based on the customer feedback we've received, I believe there may be an opportunity to simplify the process before implementation.

Director: That's valuable feedback.

17. Audio Practice – Listen and Repeat



Read each sentence aloud twice.

- I'd like to share my thoughts on that.
- That's a good point.
- I agree with your recommendation.
- Could you explain that further?
- I'd like to add something.
- From my perspective...
- Let's explore that idea further.
- Have we considered another option?
- Thank you for your input.
- I believe this approach could be effective.

18. Pronunciation Focus

Commonly Mispronounced Business Words

- Schedule → SKED-jool
- Colleague → KOL-eeg
- Strategy → STRAT-uh-jee
- Development → dih-VEL-up-ment
- Management → MAN-ij-ment
- Analysis → uh-NAL-uh-sis
- Proposal → pruh-POH-zul
- Opportunity → op-er-TOO-ni-tee

Practice each word slowly and then in a sentence.

19. Review Exercise

Choose the Best Response

1. *Someone shares an idea.*
A. That's stupid.
B. That's an interesting idea. Let's explore it further.
Answer: ____

2. *You need clarification.*
A. What are you talking about?
B. Could you explain that in more detail?
Answer: ____

3. *You disagree professionally.*
A. You're wrong.
B. I understand your perspective, but I have a different concern.
Answer: ____

20. Role-Play Challenge

Imagine you're in a Board meeting discussing declining sales.
Respond professionally to the following statement:

Manager: "Our sales figures have dropped by 15% this quarter."

Possible response:
"That's concerning. Do we know what factors contributed to the decline? Understanding the cause may help us identify the most effective solution."

Section 3 Summary

After completing this section, you should be able to:

✓ Participate confidently in meetings
✓ Lead workplace discussions
✓ Present ideas professionally
✓ Interrupt politely
✓ Disagree respectfully
✓ Ask effective questions
✓ Handle difficult conversations
✓ Speak confidently with clients, managers, and colleagues
✓ Contribute naturally to team discussions
✓ Communicate more effectively in professional environments

Next Section:
Telephone Skills, Virtual Meetings & Customer Communication
This section covers phone calls, Zoom meetings, Teams meetings, handling difficult customers, customer service language, transferring calls, taking messages, managing complaints, and sounding confident without face-to-face communication.



SECTION 4: TELEPHONE SKILLS, VIRTUAL MEETINGS & CUSTOMER COMMUNICATION

Introduction
In today's workplace, professionals communicate through phone calls, video meetings, customer support platforms, and virtual collaboration tools more than ever before.

Unlike face-to-face conversations, you cannot always rely on body language, facial expressions, or visual cues. This means your voice, word choice, listening skills, and professionalism become even more important.

In this section, you will learn how to:
✓ Answer business calls professionally
✓ Transfer calls and take messages
✓ Handle customer enquiries
✓ Manage complaints calmly
✓ Participate confidently in Zoom and Teams meetings
✓ Sound professional and confident on the phone
✓ Communicate effectively in virtual environments



1. Essential Telephone & Customer Service Vocabulary

Enquiry
A request for information.
*Example**:***
"We received an enquiry about our services."

Caller
The person making the phone call.
Example:
"The caller would like to speak to the manager."

Hold
To ask someone to wait on the phone.
*Example**:***
"Could you please hold for a moment?"

Transfer
To connect a caller to another person or department.
Example:
"I'll transfer you to our Accounts Department."

Complaint
An expression of dissatisfaction.
Example:
"We received a complaint about the delivery delay."

1. Essential Telephone & Customer Service Vocabulary
continued....

Resolution
The solution to a problem.
Example:
"We are working towards a resolution."

Follow-Up
Contacting someone again after a previous interaction.
Example:
"I'll follow up with you tomorrow."

Escalate
To pass a problem to someone with more authority.
Example:
"I'll escalate this issue to my supervisor."

2. Answering the Telephone Professionally

A professional greeting creates a positive first impression.

Standard Greeting
"Good morning, ABC Solutions. This is Sarah speaking. How may I help you?"

Alternative Greeting
"Good afternoon, Customer Services. Michael speaking. How can I assist you today?"

Internal Calls
"Hello, Marketing Department. James speaking."

3. Asking for Caller Information
Useful Questions

- May I have your name, please?
- Could you tell me which company you're calling from?
- May I ask what the call is regarding?
- Could you provide your contact number?

Example
Receptionist: Good morning, BrightTech Solutions. How may I help you?

Caller: I'd like to speak with Mr. Daniels.

Receptionist: Certainly. May I ask who's calling?

Caller: This is Karen Smith from Horizon Consulting.

Receptionist: Thank you, Ms. Smith.



4. Putting Someone on Hold

Always ask permission first.

Professional Phrases

- Would you mind holding for a moment?
- May I place you on hold briefly?
- Please hold while I check that information.

Returning to the Call

- Thank you for holding.
- I appreciate your patience.
- Thank you for waiting.

5. Transferring Calls

Professional Transfer Language

- I'll transfer you to the correct department.
- Let me connect you with someone who can assist.
- One moment please while I transfer your call.

Example

Caller: I have a question about an invoice.

Receptionist: Certainly. Our Accounts Department can assist with that. I'll transfer you now.

6. Taking Messages

Sometimes the person requested is unavailable.

Useful Questions

- May I take a message?
- Could I have your contact details?
- Would you like them to return your call?

Example

Receptionist: I'm afraid Ms. Johnson is currently in a meeting.

Caller: That's okay.

Receptionist: May I take a message for her?

Caller: Yes, please ask her to call me regarding the contract renewal.

Receptionist: Certainly. Could I have your number please?

7. Leaving Professional Voicemail Messages

Example

Hello Mr. Jacobs,
This is Sarah Williams from BrightTech Solutions.
I'm calling regarding the project proposal we discussed earlier this week.
Please return my call at your convenience on 082 123 4567.
Thank you and I look forward to speaking with you.

8. Handling Customer Enquiries

Customers often contact businesses to ask questions.

Professional Customer Service Language

- I'd be happy to help.
- Let me check that for you.
- Thank you for bringing this to our attention.
- I'll look into this immediately.
- Let me see what I can do.

Example
Customer: I'd like to know the status of my order.

Representative: Certainly. Could you provide your order number, please?

Customer: It's 45892.

Representative: Thank you. Let me check that information for you.

9. Managing Customer Complaints

Complaints can be challenging, but professionalism is essential.

Four-Step Approach

Step 1: Listen
Allow the customer to explain.

Step 2: Acknowledge
Show understanding.

Step 3: Apologise
If appropriate.

Step 4: Offer a Solution
Focus on resolving the issue.

Example

Customer: My order was supposed to arrive yesterday!

Representative: I understand your frustration, and I apologise for the inconvenience.
Let me investigate this immediately so we can find a solution.

Customer: Thank you.

Representative: I appreciate your patience.

10. Handling an Angry Customer
Remain calm and professional.

Never Say

❌ Calm down.
❌ That's not our fault.
❌ There's nothing I can do.

Instead Say

✅ I understand your concern.
✅ I can see why you're frustrated.
✅ Let's work together to resolve this.

Example

Customer: I've called three times already!

Representative: I understand how frustrating that must be.
Let me personally review the situation and see how we can resolve it as quickly as possible.

11. Virtual Meetings: Zoom, Teams & Google Meet

Virtual meetings are now a normal part of business life.

Before the Meeting

- Test your microphone.
- Check your camera.
- Join a few minutes early.
- Review the agenda.
- Ensure a quiet environment.

During the Meeting

- Mute yourself when not speaking.
- Avoid interrupting.
- Take notes.
- Stay engaged.
- Maintain professional body language.

12. Joining a Virtual Meeting

Useful Expressions

- Can everyone hear me?
- Good morning, everyone.
- Thank you for inviting me.
- Shall we begin?

Example

Host: Good morning, everyone. Can you all hear me clearly?

Participants: Yes.

Host: Excellent. Thank you for joining today's meeting.

13. Technical Problems During Meetings

Common Phrases

- I think you're on mute.
- Your audio is breaking up.
- We seem to have lost your connection.
- Could you repeat that, please?

Example

Emma: Sorry, I think my connection dropped.

Manager: No problem. We can hear you now.

Emma: Great. As I was saying...

14. Speaking Confidently During Virtual Meetings

Many people feel awkward online.

Helpful Phrases

- I'd like to add something.
- I have a suggestion.
- May I ask a question?
- I agree with that point.
- Could you clarify something for me?

15. Realistic Zoom Meeting Discussion

Manager: Does anyone have concerns about the timeline?

David: I do have one concern regarding testing.

Manager: Go ahead.

David: I'm not sure we've allocated enough time for quality checks.

Manager: That's a fair observation.

Sarah: I was thinking the same thing.

Manager: Let's discuss possible adjustments.

16. Difficult Customer Scenario

Product Not Received
Customer: I ordered this two weeks ago and still haven't received it.

Representative: I'm sorry to hear that. Let me check the delivery status for you immediately.

Customer: This is very frustrating.

Representative: I completely understand. Thank you for your patience while I investigate the matter.

17. Internal Telephone Conversation

Manager: Hi, Michael. Have you spoken with the client?

Michael: Yes, I spoke with them this morning.

Manager: How did it go?

Michael: They were concerned about the timeline, but we discussed solutions and agreed on revised deadlines.

Manager: Excellent work.

18. Pronunciation
&
Speaking Practice

Read these sentences aloud slowly.

- How may I assist you today?
- Thank you for holding.
- I'll transfer your call.
- Could you repeat that, please?
- I understand your concern.
- Let me investigate this further.
- Thank you for your patience.
- I'll follow up with you shortly.
- Can everyone hear me clearly?
- I appreciate your understanding.

19. Audio Practice

Repeat each sentence aloud twice.

- Customer Service
- I'd be happy to help.
- Let me check that for you.
- Thank you for bringing this to our attention.
- Telephone Skills
- Please hold for a moment.
- I'll transfer your call.
- May I take a message?
- Virtual Meetings
- Can everyone hear me?
- I'd like to contribute something.
- Could you clarify that point?

20. Review Exercise

Choose the Best Response

1. *A customer is upset.*

A. That's not my problem.

B. I understand your concern. Let's see how we can resolve this.

Answer: ____

2. *You need to transfer a call.*

A. Wrong department.

B. I'll transfer you to the appropriate department.

Answer: ____

3. *Someone's microphone isn't working.*

A. You're talking funny.

B. I think your microphone may be muted.

Answer: ____

21. Role-Play Challenge

Imagine you're a customer service representative.

A customer says:
"I've been waiting for a response for over a week."

Write a professional response.

Sample Answer:
"I apologise for the delay and understand your frustration. Thank you for your patience. Let me review your case immediately and see how we can resolve this as quickly as possible."

Section 4 Summary

After completing this section, you should be able to:

✓ Answer business calls professionally
✓ Transfer calls and take messages
✓ Handle customer enquiries confidently
✓ Manage complaints professionally
✓ Communicate effectively in Zoom and Teams meetings
✓ Sound confident without face-to-face communication
✓ Handle difficult customer interactions calmly
✓ Use professional customer service language naturally
✓ Participate confidently in virtual workplace discussions

Next Section:
Negotiation, Persuasion & Influencing Skills
This section focuses on negotiating professionally, reaching agreements, persuading clients and colleagues, handling objections, influencing decisions, and communicating with confidence in high-stakes business situations.

SECTION 5: NEGOTIATION, PERSUASION & INFLUENCING SKILLS

Introduction

Whether you're discussing a salary increase, negotiating with a supplier, convincing a manager to support an idea, or persuading a client to choose your services, negotiation and influencing skills are essential in the workplace.

Many people think negotiation means "winning" an argument. In reality, successful negotiators focus on finding solutions that benefit everyone involved.

Strong negotiators:

- Listen carefully
- Communicate clearly
- Remain calm under pressure
- Understand different perspectives
- Build trust
- Focus on solutions rather than conflict

In this section, you'll learn how to negotiate professionally, persuade effectively, handle objections confidently, and influence decisions without sounding aggressive or pushy.



1. Essential Negotiation Vocabulary

Negotiation
A discussion aimed at reaching an agreement.
Example:
"We are currently in negotiations with a new supplier."

Compromise
An agreement where both sides make concessions.
Example:
"We reached a compromise that satisfied both parties."

Proposal
A suggested plan or offer.
Example:
"I'd like to present a proposal for consideration."

Concession
Something given up during a negotiation.
Example:
"The company made several concessions during discussions."

1. Essential Negotiation Vocabulary continued....

Agreement
A decision accepted by all parties.
Example:
"We successfully reached an agreement."

Objection
A concern or reason for disagreement.
Example:
"The client raised concerns about pricing."

Outcome
The final result of a discussion.
Example:
"We're pleased with the outcome."

Mutual Benefit
An advantage for everyone involved.
Example:
"We're looking for a mutually beneficial solution."

2. Principles of Successful Negotiation

Listen First
Many people focus on speaking rather than understanding.
Example
Instead of:
"We need this."
Try:
"Could you help me understand your concerns?"

Stay Professional
Negotiations should never become personal.
Avoid
❌ That's ridiculous.
❌ You're being unreasonable.
❌ You're wrong.

Use
✅ I understand your perspective.
✅ Let's explore possible solutions.
✅ Could we look at alternative options?
Focus on Solutions
Don't focus on blame.
Example
❌ Who caused this problem?
✅ How can we move forward?

3. Persuasive Language

Persuasion is helping others see the value in an idea.

Useful Phrases

- One advantage of this approach is...
- This could help us achieve...
- Based on the data...
- The main benefit would be...
- This solution could improve...

Example

Manager: Why should we invest in this software?

Employee: One major advantage is improved efficiency. The software could reduce manual work and save several hours each week.

4. Presenting a Strong Business Case

A persuasive argument usually follows this structure:

- Situation
- Describe the problem.
- Solution
- Present the idea.
- Benefit
- Explain the advantages.

Example
Situation:
Our customer response times are slow.

Solution:
Introduce a live chat support system.

Benefit:
Customers receive faster assistance and satisfaction levels improve.

5. Influencing Colleagues Professionally

Influence is not about authority.
It's about earning trust and presenting convincing ideas.

Useful Expressions

- What are your thoughts on...
- I'd value your input.
- Perhaps we could consider...
- I'd like to suggest...

Example
Rachel: I'd like to suggest moving the meeting to Wednesday.

Tom: Why Wednesday?

Rachel: More team members are available, which should improve participation.

Tom: That makes sense.

6. Negotiating with a Client

Scenario: Discussing Pricing

Client: Your proposal is above our budget.

Consultant: I understand your concern. Could you share the budget range you're working with?

Client: We'd like to stay within $15,000.

Consultant: Thank you. Let's review the options and see where adjustments can be made while maintaining quality.

Client: That sounds reasonable.

7. Handling Objections

Objections are normal.
An objection often means the person needs more information.

Common Objections
Price
"It's too expensive."

Time
"We don't have time."

Risk
"What if it doesn't work?"

Change
"We've always done it this way."

8. Responding to Objections Professionally

Price Objection
Client: It's too expensive.

Professional Response:
I understand your concern regarding cost.
May I explain the value and long-term benefits this solution provides?

Time Objection
Manager: We don't have time for this.

Professional Response:
That's a valid concern.
Could we explore a phased approach that requires less time initially?

Risk Objection
Client: What if it doesn't work?

Professional Response:
That's an important question.
Let's review some examples and results from similar projects.

9. Realistic Workplace Negotiation

Requesting Additional Resources

Manager: Why do you need another team member?

Project Lead: The project scope has increased significantly.

Manager: How would an additional person help?

Project Lead: It would reduce delays and allow us to maintain quality standards.

Manager: That's reasonable. Let me review the budget.

10. Persuading a Manager

Proposing a New Idea

Employee: I'd like to discuss a possible improvement.

Manager: Sure.

Employee: I believe automating part of our reporting process could save considerable time.

Manager: How much time are we talking about?

Employee: Approximately five to six hours per week.

Manager: That's significant.

Employee: It would also reduce manual errors.

Manager: Let's explore that further.

11. Negotiating Deadlines

Scenario
A deadline is unrealistic.

Manager: Can this be completed by Friday?

Employee: I understand the urgency. Based on the current workload, Monday would be a more realistic target while maintaining quality.

Manager: Is there any way to finish sooner?

Employee: We may be able to if additional support is available.

Manager: Let's discuss available resources.

12. Influencing During Meetings

Useful Phrases

- I'd like to highlight an important point.
- May I offer another perspective?
- Based on our previous experience...
- The evidence suggests...
- One factor we should consider is...

Example

Director: Are there any concerns before we proceed?

Employee: I'd like to highlight one potential risk.
The timeline may be challenging given our current staffing levels.

Director: That's worth considering.

13. Reaching Agreement

Successful negotiations usually end with clear agreements.

Useful Phrases

- It sounds like we're in agreement.
- Shall we move forward with that plan?
- I think we've reached a solution.
- Let's confirm the next steps.

Example
Supplier: We can reduce the cost by 10%.

Buyer: That works for us.

Supplier: Excellent.

Buyer: Let's move forward with the agreement.

14. Difficult Conversation

Disagreeing with a Senior Manager

Senior Manager: I think we should launch immediately.

Project Manager: I understand the urgency. My concern is that testing is not yet complete.

Senior Manager: How much testing remains?

Project Manager: Approximately one week.

Senior Manager: What would you recommend?

Project Manager: Delaying the launch by one week would significantly reduce risk.

Senior Manager: That's a reasonable recommendation.

15. Sales Conversation

Persuading a Potential Client

Client: We're considering several providers.

Sales Consultant: That's completely understandable.
May I ask what's most important to you when making your decision?

Client: Reliability and customer support.

Sales Consultant: Those are areas where we consistently perform strongly.
Let me share some examples of how we've supported similar clients.

16. Realistic Team Discussion

Convincing the Team

Emma: I think we should switch to a new project management system.

David: Why change? The current one works.

Emma: It works, but it's causing inefficiencies.

David: Such as?

Emma: Team members spend too much time tracking updates manually.

David: That's true.

Emma: The new system would automate many of those tasks.

David: I can see the benefit.

17. Negotiation Mistakes to Avoid

Being Too Aggressive
❌ This is non-negotiable.
❌ Take it or leave it.

Talking Too Much
❌ Dominating the conversation.

Ignoring Concerns
❌ That's not important.

Making It Personal
❌ You're the problem.

Better Alternatives
✅ Let's discuss the options.
✅ Could you tell me more about your concerns?
✅ What would work best for you?

18. Audio Practice – Listen and Repeat



Read each sentence aloud twice.

- I understand your concern.
- Let's explore possible solutions.
- That's a valid point.
- Could you tell me more?
- I'd like to suggest an alternative.
- One advantage of this approach is...
- I appreciate your perspective.
- Let's find a solution that works for everyone.
- What are your thoughts on this?
- I believe this would benefit the team.

19. Pronunciation Focus

Common Negotiation Words

- Negotiation → neh-go-shee-AY-shun
- Agreement → uh-GREE-ment
- Proposal → pruh-POH-zul
- Compromise → KOM-pruh-mize
- Influence → IN-floo-ens
- Objection → ub-JEK-shun
- Persuasion → per-SWAY-zhun
- Recommendation → rek-uh-men-DAY-shun

Practice saying each word slowly and clearly.

20. Review Exercise

Choose the Best Response

1. A client says your service is expensive.

A. Then don't buy it.
B. I understand your concern. May I explain the value this solution provides?
Answer: ___

2. A manager disagrees with you.

A. You're wrong.
B. I understand your perspective. May I offer another viewpoint?
Answer: ___

3. You want to persuade someone.

A. Because I said so.
B. One advantage of this approach is...
Answer: ___

21. Role-Play Challenge

A client says:
"We're not convinced this solution is worth the investment."

Write a professional response.

Sample Answer:
"I understand your concern. May I explain some of the long-term benefits and potential cost savings? This may help you evaluate the overall value of the solution."

Section 5 Summary

After completing this section, you should be able to:

✓ Negotiate professionally
✓ Influence colleagues and clients effectively
✓ Present persuasive arguments
✓ Handle objections confidently
✓ Reach agreements diplomatically
✓ Manage high-stakes conversations
✓ Build trust during negotiations
✓ Communicate with confidence under pressure
✓ Focus on solutions rather than conflict

Next Section:
Presentations, Public Speaking & Professional Confidence.
This section focuses on delivering presentations, speaking confidently in front of groups, managing nervousness, engaging an audience, presenting data clearly, answering questions professionally, and developing executive-level communication skills.



SECTION 6: PRESENTATIONS, PUBLIC SPEAKING & PROFESSIONAL CONFIDENCE

Introduction

For many professionals, speaking in front of a group is more intimidating than writing a report, attending a meeting, or handling a difficult customer.

The truth is that even experienced managers, executives, trainers, consultants, and business owners get nervous before presentations.

The difference is that confident speakers have learned how to manage those nerves and communicate effectively despite them.

Whether you're presenting to:

- Your team
- Senior management
- Clients
- Investors
- Customers
- Conference attendees

The goal isn't to sound perfect.

The goal is to sound confident, clear, knowledgeable, and authentic.

In this section, you'll learn how to structure presentations, engage your audience, manage nervousness, answer difficult questions, and communicate with executive-level confidence.

1. Essential Presentation Vocabulary

Audience
The people listening to your presentation.
Example:
"The audience responded positively to the presentation."

Presentation
A formal talk given to an audience.
Example:
"Sarah delivered a presentation on market trends."

Visual Aid
Something used to support a presentation, such as slides or charts.
Example:
"The visual aids helped explain the data."

Key Message
The most important idea.
Example:
"Our key message is improving customer satisfaction."

1. Essential Presentation Vocabulary continued...

Engagement
Audience participation and attention.
Example:
"The presenter maintained strong audience engagement."

Confidence
Belief in your ability.
Example:
"Confidence improves with practice."

Question-and-Answer Session (Q&A)
The period when the audience asks questions.
Example:
"We'll have a Q&A session at the end."

Executive Summary
A brief overview of the most important information.
Example:
"Let's begin with an executive summary."

2. Why People Feel Nervous

Nervousness is normal.

Common thoughts include:

- What if I forget what to say?
- What if someone asks a difficult question?
- What if I make a mistake?
- What if people judge me?

The reality:
Most audiences want you to succeed.
They're usually focused on learning, not criticizing.

3. Managing Presentation Nerves

Before the Presentation
Prepare Thoroughly
Confidence comes from preparation.
The better prepared you are, the more confident you'll feel.

Practice Out Loud
Don't just read silently.
Speak the words aloud.

Arrive Early
Give yourself time to settle in and check equipment.

Focus on the Message
Instead of thinking:
"What if I fail?"
Think:
"How can I help my audience today?"

4. Structure of a Strong Presentation

Most professional presentations follow a simple structure:

Opening
Tell people what you'll discuss.

Main Points
Explain your ideas clearly.

Conclusion
Summarise the key message.

Questions
Invite discussion.

Example Structure
Opening
Today I'd like to discuss customer retention strategies.

Main Points

- Current challenges
- Proposed solutions
- Expected outcomes

Conclusion
Improving customer retention will increase profitability and strengthen customer relationships.

5. Starting a Presentation

The first few minutes are important.

Professional Opening Phrases

- Good morning, everyone.
- Thank you for joining us today.
- It's a pleasure to be here.
- Today I'd like to discuss...
- Thank you for the opportunity to present.

Example

Good morning, everyone.
Thank you for taking the time to join today's presentation.
Today I'd like to discuss ways we can improve customer satisfaction and increase customer retention.

6. Signposting Language

Signposting helps your audience follow your presentation.

Moving to a New Point

- Let's move on to...
- The next point I'd like to discuss is...
- Turning now to...

Adding Information

- In addition...
- Furthermore...
- Another important point is...

Summarising

- To summarise...
- In conclusion...
- The key takeaway is...

7. Presenting Data Clearly

Many professionals make the mistake of reading numbers from slides.
Instead, explain what the data means.

Poor Example
Sales increased from 12% to 18%.

Better Example
Sales increased from 12% to 18%, which represents a significant improvement and suggests our new marketing strategy is working effectively.

8. Describing Charts and Graphs

Useful Language

- As you can see from this chart...
- The data shows that...
- There was a significant increase in...
- We observed a decline in...
- The trend indicates...

Example

As you can see from this graph, customer satisfaction increased steadily throughout the year.

9. Engaging Your Audience

Great presenters don't simply talk.
They involve their audience.

Techniques

- Ask questions
- Use examples
- Tell stories
- Encourage participation
- Maintain eye contact

Example

Before I continue, I'd like to ask:
How many of you have experienced this challenge in your own workplace?

10. Storytelling in Business

Stories make information memorable.

Example
Instead of:
"Our response times improved."

Try:
"Last year, a customer waited three days for a response. Today, customers typically receive support within two hours."

11. Handling Mistakes During Presentations

Everyone makes mistakes.
The audience often notices far less than you think.

If You Forget Something

- Let me rephrase that.
- Let me come back to that point.
- What I meant to say was...

If Technology Fails

- It appears we're experiencing a technical issue.
- Let's continue while that is being resolved.

Remain calm.
Your professionalism matters more than perfection.

12. Answering Questions Professionally

Useful Phrases

- Thank you for your question.
- That's an excellent question.
- That's an important point.
- I'm glad you asked that.

Example

Audience Member: Why did the project exceed budget?

Presenter: Thank you for your question. Several factors contributed, including increased material costs and additional project requirements.

13. Handling Difficult Questions

Sometimes questions can be challenging.

Example
Audience Member: Isn't this strategy too risky?

Presenter: That's a fair concern.
There are certainly risks involved, but we've also identified several safeguards to minimise those risks.

14. When You Don't Know the Answer

Never guess.

Professional Responses

- That's a good question.
- I'd like to verify that information before answering.
- I don't have that figure available right now.
- I'll follow up with the correct information.

Example
Audience Member: What's the projected five-year cost?

Presenter: I'd like to verify that figure before providing an answer. I'll be happy to send the information after the presentation.

15. Executive-Level Communication

Senior leaders often communicate differently.

Their messages are:

- Clear
- Concise
- Strategic
- Solution-focused

Example

Instead of:

"We've had some problems."

Try:

"We've identified several challenges and developed a plan to address them."

Executive Phrases

- Based on our analysis...
- Our recommendation is...
- The strategic priority is...
- The data suggests...
- The key opportunity is...

16. Realistic Workplace Presentation

Presenting a New Initiative

Presenter:
Good morning, everyone.
Today I'd like to discuss a proposal aimed at improving internal communication.
Over the past six months, we've identified several communication challenges between departments.
To address this, we're recommending the implementation of a shared collaboration platform.
This solution should improve visibility, reduce misunderstandings, and increase efficiency.
I'll now explain how the system would work.

17. Realistic Audience Interaction

Audience Member: How much training would staff require?

Presenter: Thank you for the question. Based on our initial assessment, most employees would require only a few hours of training.

Audience Member: That seems manageable.

Presenter: We believe so as well.

18. Informal Speaking Opportunity

Not every presentation is formal.
You may be asked to introduce yourself.

Example
Hello everyone.
My name is Sarah, and I work in the Operations Department.
I've been with the company for five years and currently manage several improvement projects.
I'm looking forward to working with all of you.

19. Building Long-Term Confidence

Confidence is developed through experience.

Focus On:

- Preparation
- Practice
- Knowledge
- Professionalism
- Progress
- Not perfection.

Every presentation improves your skills.

20. Pronunciation & Speaking Practice

Read slowly and clearly.

Professional Presentation Words

- Presentation → prez-en-TAY-shun
- Audience → AW-dee-ens
- Confidence → KON-fi-dens
- Strategy → STRAT-uh-jee
- Executive → ig-ZEK-yuh-tiv
- Analysis → uh-NAL-uh-sis
- Recommendation → rek-uh-men-DAY-shun
- Opportunity → op-er-TOO-ni-tee

21. Audio Practice – Listen and Repeat



Repeat each sentence twice.

- Thank you for joining us today.
- I'd like to discuss three key points.
- As you can see from the data...
- That's an excellent question.
- Let me explain further.
- The data suggests...
- Our recommendation is...
- To summarise...
- Thank you for your attention.
- I'm happy to answer any questions.

22. Review Exercise

Choose the Best Response

1. Someone asks a difficult question.

A. I don't know.
B. That's a good question. I'd like to verify the information before answering.
Answer: ___

2. You move to a new topic.

A. Anyway...
B. Let's move on to our next point.
Answer: ___

3. You summarise your presentation.

A. That's all.
B. To summarise, our recommendation is...
Answer: ___

23. Role-Play Challenge

Imagine you're presenting a proposal to management.

Your manager asks:
"Why should we invest in this project?"

Sample Answer:
"Based on our analysis, this investment would improve efficiency, reduce operational costs, and support our long-term business objectives. We believe the benefits outweigh the initial investment."

Section 6 Summary

After completing this section, you should be able to:
✓ Deliver professional presentations confidently
✓ Structure presentations effectively
✓ Manage nervousness
✓ Engage an audience
✓ Present data clearly
✓ Answer questions professionally
✓ Handle difficult questions calmly
✓ Communicate with executive-level confidence
✓ Speak effectively in formal and informal business situations
✓ Develop stronger public speaking skills over time

Next Section:
Leadership, Management & Workplace Communication
This section focuses on leading teams, motivating employees, delegating tasks, coaching staff, resolving workplace conflict, giving constructive feedback, managing performance, and communicating like an effective leader.

SECTION 7: LEADERSHIP, MANAGEMENT & WORKPLACE COMMUNICATION

Introduction

Many people assume that leadership is simply about having authority or managing employees.

In reality, effective leadership is about influencing, supporting, and guiding others toward a common goal.

Some of the most respected leaders are not necessarily the loudest people in the room. They are often the individuals who communicate clearly, listen carefully, solve problems effectively, and help others succeed.

Whether you are:

- A team leader
- A supervisor
- A manager
- A business owner
- An aspiring leader

Strong communication skills are essential.
In this section, you'll learn how to motivate employees, delegate effectively, manage workplace conversations, provide feedback, resolve conflict, and communicate like a confident leader.



1. Essential Leadership Vocabulary

Leadership
The ability to guide and influence others.
Example:
"Strong leadership contributes to team success."

Delegation
Assigning tasks to others.
Example:
"Effective delegation improves productivity."

Accountability
Taking responsibility for actions and results.
Example:
"Leaders encourage accountability within their teams."

Motivation
The desire to achieve goals.
Example:
"Recognition can improve employee motivation."

1. Essential Leadership Vocabulary continued....

Coaching
Helping employees improve their skills.
Example:
"Managers should focus on coaching as well as supervision."

Performance
The quality of someone's work.
Example:
"We regularly review employee performance."

Conflict Resolution
The process of solving disagreements.
Example:
"Conflict resolution is an important management skill."

Employee Engagement
The level of commitment employees feel toward their work.
Example:
"Employee engagement improved after communication changes."

2. Characteristics of Effective Leaders

Strong leaders typically:

✓ Communicate clearly
✓ Listen actively
✓ Remain calm under pressure
✓ Support their teams
✓ Make decisions responsibly
✓ Encourage collaboration
✓ Build trust
✓ Take accountability

Example

A manager who listens to employee concerns and helps solve problems is often more effective than a manager who simply gives instructions.

3. Communicating Like a Leader

Leadership communication is usually:

- Clear
- Respectful
- Solution-focused
- Encouraging

Instead of Saying
❌ "Figure it out."

Try
✅ "Let's look at the options and find a solution."

Instead of Saying
❌ "You did this wrong."

Try
✅ "Let's review how we can improve this going forward."

4. Motivating Employees

Motivation isn't always about money.

Employees often value:

- Recognition
- Respect
- Growth opportunities
- Supportive leadership
- Clear communication

Example
Manager: I wanted to thank you for the effort you put into this project.

Employee: Thank you. I appreciate that.

Manager: Your attention to detail made a significant difference.

5. Giving Positive Feedback

Good leaders acknowledge success.

Useful Phrases

- Excellent work.
- I appreciate your effort.
- You've handled this very well.
- Thank you for your contribution.
- Your work has made a positive impact.

Example

Manager: I wanted to recognise the work you did with the client.

Employee: Thank you.

Manager: They specifically mentioned your professionalism and responsiveness.

6. Giving Constructive Feedback

Feedback should help employees improve. The goal is development, not criticism.

- Effective Structure
- Positive Observation
- Area for Improvement
- Support Offered

Example
Manager: Overall, your presentation was well organised.
One area to work on would be speaking more slowly during technical sections.
With a little practice, I think you'll become even more effective.

7. Delegating Tasks Effectively

Delegation is more than assigning work.

Good delegation includes:

- Clear expectations
- Deadlines
- Support
- Accountability

Example
Manager: I'd like you to take responsibility for preparing next week's report.
The deadline is Friday afternoon.
Please let me know if you need any support along the way.

Employee: Certainly.

8. Coaching Employees

Coaching focuses on growth and development.

Example
Employee: I'm struggling to manage multiple deadlines.

Manager: Let's talk about your current workload.
What do you think is causing the biggest challenge?

Employee: Prioritisation.

Manager: That's a good starting point. Let's develop a plan together.

9. Managing Workplace Performance

Performance discussions should be regular and constructive.

Example
Manager: I'd like to discuss your progress over the last quarter.
Overall, you've shown strong improvement.
There are a few areas where we can continue building your skills.
Let's review those together.

10. Handling Difficult Conversations

Avoiding difficult conversations often makes problems worse.
Strong leaders address issues respectfully and promptly.

Example
Manager: I'd like to discuss a concern regarding recent deadlines.

Employee: Okay.

Manager: Several deadlines have been missed recently.
I'd like to understand what's contributing to those delays.

Employee: I've been struggling to balance multiple priorities.

Manager: Thank you for explaining. Let's work on a solution together.

11. Resolving Workplace Conflict

Conflict is normal in every workplace.

The goal is resolution, not blame.

Step 1
Listen to both sides.

Step 2
Identify the issue.

Step 3
Focus on solutions.

Step 4
Agree on next steps.

12. Realistic Conflict Resolution Discussion

Manager: Thank you both for meeting with me. I'd like to understand the situation from each perspective.

Employee 1: I felt I wasn't receiving updates on the project.

Employee 2: I wasn't aware that communication was becoming an issue.

Manager: It sounds like there may have been misunderstandings rather than intentional problems.

Employee 1: I think that's fair.

Employee 2: I agree.

Manager: Let's discuss how communication can improve moving forward.

13. Leading Team Meetings

Leaders often facilitate discussions.

Useful Expressions

- Let's begin.
- I'd like to hear everyone's thoughts.
- Does anyone have concerns?
- Let's focus on solutions.
- What are the next steps?

Example

Manager: Thank you for joining today's meeting.
Let's start with project updates.
After that, we'll discuss next month's priorities.

14. Making Decisions as a Leader

Not every decision will be popular. Effective leaders gather information and make informed choices.

Example
Manager: We've reviewed all available options.
Based on the information we have, we'll move forward with Option B.
I appreciate everyone's input during the decision-making process.

15. Leading Through Change

Change often creates uncertainty.

Leaders must communicate clearly.

Example
Employee: Many people are worried about the new system.

Manager: I understand those concerns.
We'll provide training and support throughout the transition.
Please continue sharing feedback as we move forward.

16. Building Trust

Trust is one of a leader's most valuable assets.

Trust grows when leaders:

- Keep promises
- Communicate honestly
- Admit mistakes
- Treat people fairly
- Follow through on commitments

Example
Manager: I promised an update by Friday. Unfortunately, I don't have all the information yet, but I wanted to keep everyone informed.
I expect to have a full update on Monday.

17. Realistic Leadership Conversation

Supporting an Employee

Employee: I'm feeling overwhelmed by my workload.

Manager: Thank you for telling me.
Let's look at your responsibilities together and see where adjustments can be made.

Employee: I appreciate that.

Manager: You're an important member of the team, and I want to make sure you have the support you need.

18. Leadership Communication Mistakes

Micromanaging
❌ "Copy me on every email."

Public Criticism
❌ Correcting employees in front of others.

Poor Listening
❌ Interrupting constantly.

Lack of Recognition
❌ Only speaking to employees when something goes wrong.

Better Alternatives
✅ Trust employees.
✅ Give feedback privately.
✅ Listen actively.
✅ Recognise achievements regularly.

19. Realistic Team Discussion

Addressing Low Morale

Manager: I've noticed that morale seems lower than usual lately. I'd like to hear your thoughts.

Sarah: Workloads have increased significantly.

David: Communication has also been challenging.

Manager: Thank you for being honest. Let's discuss practical ways we can improve the situation.

Sarah: That would be helpful.

Manager: Your feedback is important, and I want us to work through this together.

20. Pronunciation & Speaking Practice

Leadership Vocabulary

- Leadership → LEE-der-ship
- Management → MAN-ij-ment
- Delegation → del-uh-GAY-shun
- Performance → per-FOR-mans
- Motivation → moh-tuh-VAY-shun
- Accountability → uh-kown-tuh-BIL-uh-tee
- Conflict → KON-flikt
- Communication → kuh-myoo-ni-KAY-shun

Practice each word aloud and use it in a sentence.

21. Audio Practice – Listen and Repeat



Repeat each sentence twice.

- Thank you for your contribution.
- Let's work together on a solution.
- I appreciate your feedback.
- How can I support you?
- Let's review the situation.
- I'd like to hear your thoughts.
- Thank you for bringing this to my attention.
- Let's focus on improvement.
- What do you recommend?
- Your work is appreciated.

22. Review Exercise

Choose the Best Response

1. An employee makes a mistake.

A. What were you thinking?
B. Let's review what happened and discuss how we can improve.
Answer: ___

2. A team member performs well.

A. Say nothing.
B. Thank them and recognise their contribution.
Answer: ___

3. Employees disagree.

A. Take sides immediately.
B. Listen to both perspectives and work toward a solution.
Answer: ___

23. Leadership Role-Play Challenge

An employee says:
"I don't think I can finish all of this work by Friday."

Write a leadership-focused response.

Sample Answer:
"Thank you for letting me know. Let's review your current workload together and identify which tasks are the highest priority. We can then discuss possible solutions and support."

Section 7 Summary

After completing this section, you should be able to:

✓ Communicate like an effective leader
✓ Motivate and support employees
✓ Delegate tasks clearly
✓ Provide constructive feedback
✓ Coach staff effectively
✓ Resolve workplace conflict professionally
✓ Manage performance discussions
✓ Build trust within teams
✓ Lead meetings and discussions confidently
✓ Support employees through change and challenges

Next Section:
Workplace Problem Solving, Conflict Resolution & Decision Making.
This section focuses on analysing workplace problems, identifying root causes, facilitating productive discussions, making sound decisions, managing disagreements, handling workplace pressure, and guiding teams toward practical solutions.



SECTION 8: WORKPLACE PROBLEM SOLVING, CONFLICT RESOLUTION & DECISION MAKING

Introduction

No workplace is free from problems. Projects fall behind schedule. Customers complain. Teams disagree. Budgets become constrained. Priorities change unexpectedly. What separates successful professionals from average ones is not the absence of problems—it's how effectively they respond to them.

Strong problem-solvers:

- Stay calm under pressure
- Gather information before reacting
- Focus on facts rather than assumptions
- Work collaboratively
- Identify practical solutions
- Make informed decisions

In this section, you'll learn how to analyse workplace challenges, resolve conflicts professionally, make sound decisions, and guide productive discussions when problems arise.



1. Understanding Workplace Problems

Before solving a problem, you must understand it.
Many people jump straight to solutions without identifying the real issue.

Example
Problem: Customer complaints have increased.

Possible Assumption: Customer service staff are underperforming.

Actual Cause: A new software system is causing delays.

The lesson:
Treat assumptions carefully. Investigate first.

2. Identifying Root Causes

A root cause is the underlying reason a problem exists.

Ask Questions Such As:

- What exactly happened?
- When did the problem begin?
- Who is affected?
- What changed recently?
- Why is this happening?

Example
Surface Problem
Deadlines are being missed.

Root Cause
Employees are working on too many projects simultaneously.

Solving the root cause is usually more effective than treating symptoms.

3. Problem-Solving Language

Useful Expressions

- Let's examine the situation.
- What information do we have?
- What might be causing this?
- Let's identify the main issue.
- What options are available?
- How can we move forward?

4. Structured Problem-Solving Process

Step 1
Define the problem.

Step 2
Gather information.

Step 3
Identify possible causes.

Step 4
Generate solutions.

Step 5
Choose the best option.

Step 6
Review results.

5. Realistic Workplace Scenario

Missed Project Deadline

Manager: The project deadline was missed. Let's understand why.

Team Member: The main issue was receiving client feedback later than expected.

Manager: Were there any other contributing factors?

Team Member: We also experienced staffing shortages.

Manager: Thank you. Let's discuss how we can prevent similar delays in future projects.

Notice that the manager focuses on *understanding* rather than blaming.



6. Facilitating Productive Discussions

Good discussions encourage participation and solution-focused thinking.

Helpful Questions

- What are your thoughts?
- Does anyone see this differently?
- What options should we consider?
- What would success look like?
- What risks should we be aware of?

Example

Manager: We've identified the issue. What solutions would you recommend?

Sarah: We could improve communication with suppliers.

David: We might also review our ordering process.

Manager: Both are excellent suggestions.

7. Managing Workplace Pressure

Pressure is common in professional environments.
Strong professionals focus on priorities rather than panic.

Helpful Responses
Instead of:
❌ "This is a disaster."

Try:
✅ "Let's focus on the most important issues first."

Instead of:
❌ "We can't fix this."

Try:
✅ "Let's identify what we can control."

8. Conflict Resolution Principles

Conflict is not always negative.
When handled professionally, it can lead to better ideas and stronger relationships.

Effective Conflict Resolution

✓ Listen actively
✓ Remain respectful
✓ Focus on issues, not personalities
✓ Seek common ground
✓ Look for practical solutions

9. Conflict Scenario: Different Priorities

Rachel: I need those figures today.

Michael: I'm currently working on another urgent request.

Rachel: This project is time-sensitive.

Michael: I understand. Could we review the priorities with our manager to determine what should come first?

Rachel: That sounds reasonable.

Notice how neither person becomes defensive.

10. Managing Disagreements Professionally

Disagreement is normal.
How you express disagreement matters.

Professional Language

- I understand your perspective.
- That's an interesting point.
- May I offer another viewpoint?
- Have we considered an alternative approach?
- My concern is...

Example
Manager: I think we should expand immediately.

Employee: I understand the opportunity. My concern is whether we currently have the resources to support that growth.

Manager: That's a valid consideration.

11. Decision-Making in the Workplace

Good decisions are based on:

- Facts
- Data
- Experience
- Risk assessment
- Team input
- Not emotions alone.

12. Decision-Making Framework

When evaluating options, ask:

Option 1
What are the benefits?

Option 2
What are the risks?

Option 3
What are the long-term consequences?

Example
A company is considering new software.

Benefits
Improved efficiency.

Risks
Training costs.

Long-Term Impact
Better productivity and reduced manual work.

13. Team Decision Discussion

Manager: We need to decide whether to launch next month or delay until the following quarter.

Sarah: Launching next month could help us gain market share sooner.

David: That's true, but we still have unresolved technical issues.

Manager: What would happen if we delayed?

David: We'd have more time for testing.

Sarah: We might lose some momentum.

Manager: Both perspectives are valuable. Let's evaluate the risks and benefits carefully.

14. Handling Workplace Mistakes

Mistakes happen.
The most productive response is accountability and learning.

Effective Approach

- Acknowledge the mistake.
- Identify the cause.
- Correct the issue.
- Prevent recurrence.

Example

Employee: I entered the wrong information into the system.

Manager: Thank you for letting me know. Let's correct the issue and review how it happened so we can prevent it in future.

15. Problem-Solving Under Pressure

Scenario
A major client threatens to cancel a contract.

Manager: We need to address this immediately. What do we know so far?

Account Manager: The client is unhappy about response times.

Manager: What actions can we take today?

Account Manager: We can arrange a meeting and provide a recovery plan.

Manager: Let's proceed with that approach. Notice the focus remains on solutions.

16. Case Study

The Delayed Product Launch

Situation
A company planned to launch a product in June.

Problem
Testing revealed several issues.

Options
Launch on time despite concerns.
Delay launch and fix issues.

Decision
The company delayed the launch.

Result
The product launched successfully with fewer customer complaints.

Lesson
Short-term delays can sometimes prevent larger long-term problems.

17. Realistic Team Discussion

Solving a Communication Problem

Manager: We've received feedback that communication between departments needs improvement.
What are your thoughts?

Lebo: Teams often work in isolation.

Michael: Updates aren't always shared quickly enough.

Manager: What could improve the situation?

Lebo: Regular cross-department meetings.

Michael: A shared communication platform would also help.

Manager: Excellent suggestions.
Let's explore both options.

18. Workplace Language for Solutions

Useful Phrases

- Let's focus on solutions.
- What are our options?
- How can we improve this process?
- What lessons can we learn?
- What support is needed?
- How can we prevent this in future?

These expressions help keep discussions constructive.

19. Audio Practice – Listen and Repeat

Repeat each sentence twice.



- Let's examine the situation.
- What information do we have?
- Let's identify the root cause.
- What options should we consider?
- I understand your perspective.
- Let's focus on solutions.
- That's a valid concern.
- What would you recommend?
- Let's review the risks.
- How can we move forward?

20. Practical Workplace Exercise

Scenario
A project is behind schedule.

Questions

- What information would you gather?
- What might be causing the delay?
- What possible solutions exist?
- What risks should be considered?
- How would you communicate with stakeholders?

Write your answers and compare them with colleagues or a study partner.

21. Review Exercise

Choose the Best Response

1. A project has failed.

A. Find someone to blame.
B. Identify what happened and what can be improved.
Answer: ___

2. A colleague disagrees with you.

A. Argue until they agree.
B. Listen and discuss different perspectives.
Answer: ___

3. A problem occurs unexpectedly.

A. Panic.
B. Gather information and assess the situation.
Answer: ____

22. Role-Play Challenge

A team member says:
"This problem is impossible to solve."
Write a professional response.

Sample Answer:
"I understand that the situation feels challenging. Let's break the problem into smaller parts and identify what we can control. Once we have more information, we can evaluate possible solutions together."

Section 8 Summary

After completing this section, you should be able to:

✓ Analyse workplace problems systematically
✓ Identify root causes
✓ Facilitate productive discussions
✓ Resolve workplace conflicts professionally
✓ Make informed decisions
✓ Manage pressure effectively
✓ Encourage solution-focused thinking
✓ Handle mistakes constructively
✓ Evaluate risks and opportunities
✓ Guide teams toward practical solutions

Next Section:

Cross-Cultural Communication & Global Business English

This section focuses on working with international colleagues and clients, understanding cultural differences, avoiding misunderstandings, adapting communication styles, participating in global meetings, and building strong professional relationships across cultures.

This is especially valuable for professionals working remotely, in multinational companies, customer service, online teaching, consulting, and international business.

SECTION 9: CROSS-CULTURAL COMMUNICATION & GLOBAL BUSINESS ENGLISH

Introduction

Today's workplace is more global than ever before.

You may work with colleagues in different countries, teach students from different cultures, support international customers, attend virtual meetings across multiple time zones, or collaborate with teams you've never met in person.

While English is often the common language in international business, communication challenges still occur because people bring different cultural expectations, communication styles, values, and workplace norms.

Successful global professionals understand that effective communication is about more than speaking English well. It also requires cultural awareness, flexibility, respect, and adaptability.

In this section, you'll learn how to communicate effectively with people from different cultural backgrounds, avoid common misunderstandings, and build strong international professional relationships.

1. What Is Cross-Cultural Communication?

Cross-cultural communication is the exchange of information between people from different cultural backgrounds.

Culture can influence:

- Communication style
- Decision-making
- Workplace relationships
- Attitudes toward authority
- Meeting behaviour
- Feedback styles
- Time management
- Professional expectations

Understanding these differences helps professionals communicate more effectively.

2. Why Cross-Cultural Communication Matters

Strong cross-cultural communication can:

✓ Improve teamwork
✓ Reduce misunderstandings
✓ Strengthen client relationships
✓ Increase business opportunities
✓ Build trust
✓ Improve customer satisfaction
✓ Create more inclusive workplaces

Example
Two people may speak excellent English but still misunderstand each other because they interpret messages differently based on cultural expectations.

3. Communication Styles Around the World

Different cultures often communicate differently.

Direct Communication
Some cultures prefer direct communication.

- People tend to:
- Speak clearly and directly
- Express opinions openly
- Address problems immediately

Indirect Communication
Some cultures communicate more indirectly.
People may:

- Use softer language
- Avoid direct disagreement
- Prioritise harmony and relationships

Example
Direct Style
"I don't think this solution will work."

Indirect Style
"I'm not sure this approach would be our strongest option."
Both communicate a concern, but in different ways.

4. Avoiding Assumptions

One of the biggest communication mistakes is assuming everyone thinks the same way.

Avoid Assumptions About

- Work habits
- Communication preferences
- Professional expectations
- Cultural norms
- Time management

Better Approach
Ask questions respectfully.

Example
"How is this usually handled in your organisation?"

5. Building Professional Relationships Across Cultures

Strong relationships create stronger communication.

Useful Practices

- Show respect
- Listen carefully
- Remain curious
- Be patient
- Avoid stereotypes
- Learn from others

Instead of focusing on differences, focus on shared goals and professional respect.

6. Global Business English

International Business English is often:

- Clear
- Simple
- Professional
- Easy to understand

Native-level vocabulary is not always necessary.
Clarity is more important than complexity.

Example
Less Effective
"We'll endeavour to facilitate optimisation initiatives."

Better
"We'll work on improving the process."

7. Using Clear International English

Helpful Tips

- Speak clearly
- Avoid slang
- Avoid regional expressions
- Use simple sentence structures
- Check understanding

Example

Slang

"We need to hit the ground running."

Some international colleagues may not understand this phrase.

Clear Alternative

"We need to start working immediately."

8. Understanding Time Zones

Global teams often work across different time zones.

Professional Language

- What time works best for your team?
- Let's find a time that suits everyone.
- Thank you for accommodating the time difference.

Example

Manager: We have participants joining from three countries.
Let's identify a meeting time that's convenient for everyone.

9. Participating in International Meetings

International meetings often require additional communication skills.

Best Practices

✓ Speak clearly
✓ Avoid speaking too quickly
✓ Allow time for questions
✓ Summarise key points
✓ Confirm understanding

Example

Presenter: Before we continue, I'd like to confirm that everyone understands the proposed timeline.
Are there any questions?

10. Clarifying Understanding

Never assume everyone understands automatically.

Useful Expressions

- Let me clarify.
- Could I explain that another way?
- Does that make sense?
- Have I explained that clearly?
- Could you summarise your understanding?

Example

Employee: Just to confirm, the deadline is next Friday?

Manager: Yes, that's correct.

11. Giving Feedback Across Cultures

Feedback styles differ significantly around the world. Some cultures value direct feedback. Others prefer a more diplomatic approach.

Professional Feedback Language

- One area we could improve is...
- I'd like to offer a suggestion.
- Have you considered another approach?
- Overall, you've done a good job. One improvement could be...

Example

Manager: Overall, the report was excellent. One area to improve would be including more supporting data.

12. Handling Misunderstandings

Misunderstandings happen in every workplace. The key is responding professionally.

Example
Client: I think there may have been a misunderstanding.

Consultant: Thank you for mentioning that. Let's review the details together and ensure we're aligned.

13. Working with International Clients

Clients may have different expectations.

Helpful Questions

- What are your priorities?
- What outcomes are most important to you?
- How do you normally approach projects like this?
- What would success look like from your perspective?

Example

Consultant: Before we begin, I'd like to understand your expectations.

Client: Our priority is improving efficiency.

Consultant: Thank you. That helps us tailor our recommendations.

14. Realistic International Team Discussion

Project Planning Meeting
Sarah (UK): I think we're making good progress.

Carlos (Spain): I agree. Most milestones are on track.

Aiko (Japan): I have one concern regarding the timeline.

Sarah: Thank you. Please share your thoughts.

Aiko: The testing phase may require additional time.

Carlos: That's useful feedback.

Sarah: Let's review the timeline together.

Notice how the discussion remains respectful and collaborative.

15. Working Remotely with Global Teams

Remote work requires strong communication habits.

Helpful Practices

- Confirm deadlines clearly
- Document decisions
- Share updates regularly
- Use professional language
- Follow up when necessary

Example

After a meeting, send a summary outlining:

- Decisions made
- Responsibilities assigned
- Deadlines agreed upon

This reduces misunderstandings.

16. Common Global Communication

Challenges

Different Accents

Focus on understanding rather than perfection.

Different Speaking Speeds

Don't hesitate to ask someone to repeat information.

Different Communication Styles

Respect differences and remain adaptable.

Different Expectations

Clarify rather than assume.

17. Building Trust Internationally

Trust often develops through:

- Reliability
- Consistency
- Professionalism
- Respect
- Clear communication

Example
If you promise an update by Friday, deliver it by Friday.
Consistency builds credibility across cultures.

18. Realistic Customer Service Scenario

International Customer Support
Customer: I'm having difficulty understanding the billing process.

Representative: I'd be happy to explain.
Let's go through it step by step.
Please stop me if anything is unclear.

Customer: Thank you.

Representative: You're welcome. I want to make sure everything is clear before we finish.

19. Audio Practice – Listen and Repeat



Repeat each sentence twice.

- Could you clarify that for me?
- Let me explain that another way.
- Thank you for your perspective.
- I'd like to confirm my understanding.
- What would success look like for you?
- Please let me know if anything is unclear.
- Let's review the details together.
- Thank you for accommodating the time difference.
- I appreciate your feedback.
- Let's ensure we're aligned moving forward.

20. Practical Exercise

Imagine you are working with colleagues from five different countries.

Questions

- How would you ensure everyone understands the discussion?
- How would you manage time zone differences?
- What communication challenges might arise?
- How would you address misunderstandings?
- How would you build trust within the team?

Write your answers and discuss them with a colleague or study partner.

21. Review Exercise

Choose the Best Response

1. An international colleague doesn't understand a point.

A. Never mind.
B. Let me explain that another way.
Answer: ___

2. You notice a misunderstanding.

A. Ignore it.
B. Clarify the situation respectfully.
Answer: ___

3. You work with a global team.

A. Assume everyone has the same expectations.
B. Clarify expectations and communicate openly.
Answer: ___

22. Role-Play Challenge

An international client says:
"I'm not sure I fully understand the proposal."

Write a professional response.

Sample Answer:
"Thank you for letting me know. I'd be happy to explain the proposal in more detail and answer any questions you may have. Let's review the key points together."

Section 9 Summary

After completing this section, you should be able to:

✓ Communicate effectively with international colleagues and clients
✓ Adapt your communication style when necessary
✓ Avoid common cross-cultural misunderstandings
✓ Participate confidently in global meetings
✓ Use clear international Business English
✓ Build trust across cultures
✓ Handle communication challenges professionally
✓ Support successful remote collaboration
✓ Give and receive feedback respectfully
✓ Develop stronger global workplace communication skills

Next section: Professional Development, Networking & Career Success

This final section focuses on building a successful career, developing professional relationships, networking confidently, personal branding, career growth, workplace visibility, interview communication, and long-term professional success.

SECTION 10:
PROFESSIONAL DEVELOPMENT, NETWORKING & CAREER SUCCESS

Introduction

Learning Business English is not just about improving your vocabulary, writing better emails, or speaking more confidently in meetings.

Ultimately, these skills help you build a successful and rewarding career.
Many professionals assume that hard work alone leads to success. While hard work is important, career growth also depends on communication, relationships, visibility, continuous learning, and professional reputation.

Throughout this handbook, you've learned how to communicate effectively in business situations. This final section focuses on applying those skills to create opportunities, build professional relationships, and achieve long-term career success.

1. What Is Professional Development?

Professional development is the process of continuously improving your skills, knowledge, and abilities throughout your career. Successful professionals never stop learning.

They actively seek opportunities to:

- Improve their skills
- Gain new knowledge
- Build experience
- Expand their networks
- Increase their value in the workplace

Example
An employee who regularly develops new skills is often better prepared for promotions and new opportunities.

2. Taking Ownership of Your Career

Your employer may support your development, but ultimately, your career is your responsibility.

Successful Professionals Often:
✓ Set career goals
✓ Seek feedback
✓ Learn continuously
✓ Build professional relationships
✓ Take initiative
✓ Remain adaptable

Example
Instead of waiting for opportunities to appear, successful professionals actively create opportunities.

3. Setting Career Goals

Goals provide direction and motivation.

Effective Career Goals Are:

- Specific
- Realistic
- Measurable
- Time-based

Example
Instead of:
"I want a better job."

Try:
"I want to move into a management role within the next two years."

4. Building a Professional Reputation

Your professional reputation is how others perceive you at work.

A strong reputation is built through:

- Reliability
- Professionalism
- Communication
- Integrity
- Consistency

Example
If people know they can trust you to deliver quality work on time, your reputation grows stronger.

5. Workplace Visibility

Many talented employees remain unnoticed because they assume good work speaks for itself. Good work is important, but visibility also matters.

Professional Ways to Increase Visibility

- Contribute during meetings
- Share ideas
- Volunteer for projects
- Support colleagues
- Communicate achievements appropriately

Example
Manager: Who would like to lead this initiative?

Employee: I'd be interested in taking responsibility for the project.

6. Networking:
What It Really Means

Many people dislike networking because they imagine awkward conversations and self-promotion. In reality, networking is simply building professional relationships.

Networking Is About:

- Learning from others
- Sharing knowledge
- Building trust
- Creating opportunities
- Developing connections

7. Starting Professional Conversations

Networking Conversation Starters

- What line of work are you in?
- How did you get started in your industry?
- What projects are you currently working on?
- What do you enjoy most about your role?
- What trends are you seeing in your field?

Example

Michael: What do you enjoy most about your current role?

Sarah: I enjoy helping clients solve complex problems.

Michael: That sounds interesting. How did you get into that field?

8. Maintaining Professional Relationships

Networking is not only about meeting people. It's about maintaining relationships.

Helpful Habits

- Follow up after meetings
- Stay in touch occasionally
- Offer support when appropriate
- Share useful information
- Show genuine interest

Example

"Thank you for taking the time to speak with me today. I enjoyed learning about your experience and hope we can stay connected."

9. Personal Branding

Your personal brand is your professional identity. It's what people think of when they hear your name.
Strong Professional Brands Are Associated With:

- Expertise
- Reliability
- Professionalism
- Positive attitude
- Strong communication

Example
People might describe someone as:

- A great problem-solver
- An excellent communicator
- A reliable leader
- A knowledgeable specialist

These perceptions form part of a personal brand.

10. Professional Online Presence

Employers and clients often research professionals online. Your online presence should reflect professionalism.

Consider:

- Professional profiles
- Appropriate content
- Industry engagement
- Professional communication

Example
A professional profile should clearly communicate your skills, experience, and interests.

11. Career Growth Conversations

At some point, you may need to discuss your future with a manager.

Useful Phrases

- I'd like to discuss my professional development.
- I'm interested in taking on additional responsibilities.
- What skills should I focus on developing?
- What opportunities exist for growth within the organisation?

Example
Employee: I'd like to discuss my long-term career goals.

Manager: Of course.

Employee: I'm interested in moving into a leadership role in the future.

Manager: Let's discuss the skills and experience that would help you achieve that goal.

12. Mentorship

A mentor is an experienced professional who provides guidance and support.

Benefits of Mentorship

- Learning from experience
- Career advice
- Professional support
- Expanded networks
- Increased confidence

Example

A mentor may help you avoid mistakes they've already experienced.

13. Interview Communication Skills

Interviews remain one of the most important career conversations.

Common Interview Questions

- Tell me about yourself.
- What are your strengths?
- Why are you interested in this position?
- Describe a challenge you've faced.
- Where do you see yourself in five years?

Example Response
Question: Tell me about yourself.

Answer: I have several years of experience in customer service and administration. Throughout my career, I've developed strong communication, problem-solving, and organisational skills. I enjoy working with people and continuously developing professionally.

14. Talking About Achievements

Professionally
Many people struggle to discuss their accomplishments. The goal is confidence, not arrogance.

Example
Instead of:
"I'm amazing at everything."

Try:
"I successfully managed a project that improved efficiency and reduced processing times."

15. Handling Career Setbacks

Every career includes challenges.

Examples include:

- Rejected applications
- Missed promotions
- Difficult managers
- Workplace changes
- Job loss
- Professional Response

Successful professionals view setbacks as learning opportunities rather than permanent failures.

Example
"I didn't get the promotion, but I received valuable feedback that will help me prepare for future opportunities."

16. Lifelong Learning

The most successful professionals continue learning throughout their careers.

Development Opportunities

- Training courses
- Certifications
- Workshops
- Reading
- Mentorship
- Industry events
- Professional communities

Example

Small improvements made consistently over time often lead to significant career growth.

17. Realistic Career Development

Discussion

Employee: I'd like to discuss my future development.

Manager: Absolutely.

Employee: I'd like to take on more responsibility and eventually move into a leadership position.

Manager: That's a great goal. What areas would you like to develop first?

Employee: Leadership and project management.

Manager: Let's create a development plan together.

18. Realistic Networking Conversation

Emma: Hello, I'm Emma. It's nice to meet you.

David: Nice to meet you too.
What do you do?

Emma: I work in operations management.
How about you?

David: I'm a project manager in the technology sector.

Emma: That sounds interesting. What types of projects do you manage?

David: Mostly software implementation projects.

Emma: I'd love to hear more about that.

Notice how the conversation feels natural and professional rather than forced.



19. Professional Success Habits

Highly successful professionals often:

✓ Communicate clearly

✓ Continue learning

✓ Build strong relationships

✓ Take initiative

✓ Stay adaptable

✓ Maintain professionalism

✓ Deliver consistent results

✓ Seek feedback

✓ Support others

✓ Remain solution-focused

20. Audio Practice – Listen and Repeat



- **Repeat each sentence twice.**

- I'd like to discuss my professional development.
- I'm interested in taking on more responsibility.
- What opportunities are available?
- Thank you for your advice.
- I appreciate your support.
- I'd like to stay in touch.
- I'm always looking for opportunities to learn.
- My goal is to continue developing professionally.
- Thank you for taking the time to meet with me.
- I look forward to future opportunities.

21.Reflection Activity

Think about your career and answer the following questions:

- What are your biggest professional strengths?
- Which communication skills have improved most?
- What career goals would you like to achieve?
- What skills would you like to develop next?
- What actions can you take this month to move closer to your goals?

Write your answers and revisit them regularly.

22. Review Exercise

Choose the Best Response

1. You want to discuss career growth.

A. I deserve a promotion.
B. I'd like to discuss my professional development and future opportunities.
Answer: ____

2. You meet a professional contact.

A. Immediately ask for a job.
B. Focus on building a genuine professional relationship.
Answer: ____

3. You experience a career setback.

A. Give up.
B. Learn from the experience and continue growing.
Answer: ____

23. Role-Play Challenge

Imagine your manager asks:
"Where would you like your career to be in the next five years?"

Sample Answer:
"Over the next five years, I'd like to continue developing my professional skills, take on greater responsibility, contribute to larger projects, and eventually move into a leadership role where I can support and develop others."

SUMMARY

Congratulations!
By completing Business English for Professionals, you have developed practical communication skills used every day in modern workplaces around the world.

You have learned how to:
✓ Communicate confidently in professional situations
✓ Write effective business emails
✓ Participate in meetings and discussions
✓ Handle telephone and virtual communication
✓ Negotiate and influence professionally
✓ Deliver presentations confidently
✓ Lead teams and communicate effectively as a manager
✓ Solve workplace problems and make informed decisions
✓ Communicate across cultures and global workplaces
✓ Build professional relationships and grow your career

Remember:
Great Business English is not about using complicated words. It is about communicating clearly, professionally, and confidently.
The more you practise, the more natural these skills will become.

Bonus Sections

Section A: Advanced & High-Level English Terms and Phrases

These are words and expressions that native speakers and advanced professionals may use in business, academic, and everyday conversations.



1. Trough
Trough (troff)
Meaning: The lowest point of something, especially after a decline.
Example: "The company experienced a financial trough before returning to profitability."



2. Meticulous
Meticulous (muh-TIK-yuh-lus)
Meaning: Extremely careful and precise.
Example: "She is meticulous when reviewing contracts."



3. Pragmatic
Pragmatic (prag-MAT-ik)
Meaning: Practical and focused on realistic solutions.
Example: "We need a pragmatic approach to this problem."

4. Impasse



Impasse (im-PASS)
Meaning: A situation where no progress can be made.
Example: "The negotiations reached an impasse."

5. Alleviate



Alleviate (uh-LEE-vee-ate)
Meaning: To reduce or make something less severe.
Example: "The new software should alleviate many administrative problems."

6. Scrutinise



Scrutinise (SKROO-tin-eyez)
Meaning: To examine something very carefully.
Example: "Investors will scrutinise the annual report."

7. Ambiguous



Ambiguous (am-BIG-yoo-us)
Meaning: Unclear or open to more than one interpretation.
Example: "The instructions were too ambiguous."

8. Resilient



Resilient (ri-ZIL-yent)
Meaning: Able to recover quickly from difficulties.
Example: "Successful professionals are often highly resilient."

9. Viable



Viable (VY-uh-bul)
Meaning: Capable of working successfully.
Example: "This appears to be a viable solution."

10. Exemplary



Exemplary (ig-ZEM-pluh-ree)
Meaning: Serving as an excellent example.
Example: "Her performance was exemplary."

11. Nuance



Nuance (NOO-ahns)
Meaning: A subtle difference in meaning or expression.
Example: "Understanding cultural nuance is important in global business."

11.1. Ubiquitous



Ubiquitous: yoo-BIK-wih-tus
Meaning: Present or found everywhere.
Example: "Smartphones have become ubiquitous in modern society."
Simple English: "Almost everyone has a smartphone nowadays."

12. Cohesive



Cohesive (koh-HEE-siv)
Meaning: United and working well together.
Example: "They developed a cohesive team culture.

13. Foster



Foster (FOS-ter)
Meaning: To encourage or develop something.
Example: "Managers should foster innovation within their teams."

14. Diligent



Diligent (DIL-uh-jent)
Meaning: Hard-working and careful.
Example: "He is a diligent employee."

15. Perceptive



Perceptive (per-SEP-tiv)
Meaning: Quick to notice and understand things.
Example: "She made a perceptive observation during the meeting."

Language learning never truly ends. Even native speakers discover new words, expressions, and meanings throughout their lives.
Stay curious, keep reading, keep listening, and never stop learning.

Section B: Advanced English Words You May Encounter

WORD	MEANING
Ubiquitous	Everywhere
Ambiguous	Unclear
Convoluted	Complicated
Arbitrary	Random
Redundant	Unnecessary
Plausible	Believable
Implicit	Not directly stated
Explicit	Clearly stated
Superfluous	More than needed
Detrimental	Harmful
Lucrative	Profitable
Prevalent	Common
Sporadic	Occasional
Inadvertent	Accidental
Scrupulous	Very careful and honest

Insidious



Pronunciation: in-SID-ee-us
Meaning: Gradually causing harm without being obvious.
Example: "Stress can have an insidious effect on your health."

Instigate



Pronunciation: IN-sti-gayt
Meaning: To cause or start something, usually something unpleasant.
Example: "He tried to instigate an argument during the meeting."

Arduous



Pronunciation: AR-joo-us
Meaning: Very difficult and requiring a lot of effort.
Example: "Completing the project was an arduous task."

Insolent



Pronunciation: IN-suh-lunt
Meaning: Rude and disrespectful.
Example: "The employee was warned for being insolent towards a customer."

Exasperate



Pronunciation: ig-ZAS-puh-rayt
Meaning: To make someone very frustrated or annoyed.
Example: "The constant delays began to exasperate the team."

Mitigate



Pronunciation: MIT-ih-gayt
Meaning: To make something less serious or less harmful.
Example: "We introduced new safety measures to mitigate the risks."

Austere



Pronunciation: aw-STEER
Meaning: Plain, simple, or strict, without luxury.
Example: "The office had an austere design with very little decoration."

Insinuate



Pronunciation: in-SIN-yoo-ayt
Meaning: To suggest something indirectly, often something negative, without saying it openly.
Examples:

- Are you insinuating that I wasn't honest?
- The manager didn't accuse anyone directly, but he seemed to insinuate that someone had leaked confidential information.
- I wasn't insinuating that you made a mistake—I was simply asking a question.

Common Workplace Scenario:
Employee: Are you insinuating that I missed the deadline on purpose?

Manager: No, not at all. I was only trying to understand what happened.

Quick Tip: People often use insinuate when they feel someone is hinting at something negative without saying it directly.

Succinctly



Pronunciation: suk-SINKT-lee
Meaning: In a clear and brief way, using only the necessary words.
Examples:

- Please explain the proposal succinctly.
- She answered the client's question succinctly and professionally.
- A good presentation communicates ideas succinctly without leaving out important information.



Related Word: ***Succinct (adjective)***
Meaning: Brief, clear, and to the point.
Examples:

- His report was succinct and easy to understand.
- Please keep your email succinct.

Quick Tip: Being succinct doesn't mean leaving out important details. It means expressing your ideas clearly and efficiently without unnecessary words.

This is actually a fantastic business word because managers often say things like:

- "Please be succinct."
- "Can you summarise that more succinctly?"
- "Keep your presentation succinct."

Coherent – clear and logical

Concise – brief but complete

Complacent – too satisfied with yourself

Credible – believable and trustworthy

Discreet – careful not to reveal private information

Diligent – hardworking and careful

Eloquent – fluent and persuasive in speaking

Empathy – understanding another person's feelings

Feasible – possible and practical

Impeccable – flawless; without mistakes

Impartial – fair and unbiased

Prudent – wise and careful

Reiterate – to say something again for emphasis

Tangible – real or able to be touched

Transparent – open and honest

Unanimous – everyone agrees

Versatile – able to adapt to many different situations

Bullish - Optimistic that prices wil or markets will increase in value.

Bearish - Expecting prices or markets to fall

Words That Change Meaning When Pronounced Differently

Important: In English, some words are spelled exactly the same but have different meanings depending on how they are pronounced.



1. Project
PRO-ject (noun)
Meaning: A piece of work or assignment.
Example: "We are working on a new project."

pro-JECT (verb)
Meaning: To present, estimate, or throw forward.
Example: "We project sales to increase next year."



2. Present
PRE-sent (noun)
Meaning: A gift.
Example: "She received a birthday present."

pre-SENT (verb)
Meaning: To show or deliver information.
Example: "He will present the report tomorrow."



3. Record
RE-cord (noun)
Meaning: Information that is stored.
Example: "We reviewed the employee record."

re-CORD (verb)
Meaning: To document or capture information.
Example: "Please record the meeting."

4. Contract



CON-tract (noun)

Meaning: A legal agreement.

Example: "The client signed the contract."

con-TRACT (verb)

Meaning: To become smaller or develop something.

Example: "Metal contracts when it cools."

5. Conduct



CON-duct (noun)

Meaning: Behaviour.

Example: "Professional conduct is important."

con-DUCT (verb)

Meaning: To lead or carry out.

Example: "She will conduct the interview."

6. Conflict



CON-flict (noun)

Meaning: A disagreement.

Example: "There is a conflict between departments."

con-FLICT (verb)

Meaning: To clash or be incompatible.

Example: "These schedules conflict with one another."

7. Object



OB-ject (noun)
Meaning: A thing.
Example: "The object is on the table."
ob-JECT (verb)
Meaning: To disagree.
Example: "I object to that proposal."

8. Subject



SUB-ject (noun)
Meaning: A topic.
Example: "Let's discuss another subject."
sub-JECT (verb)
Meaning: To force someone to experience something.
Example: "The company subjected staff to unnecessary stress."

9. Permit



PER-mit (noun)
Meaning: Official permission.
Example: "You need a permit to build there."
per-MIT (verb)
Meaning: To allow.
Example: "The policy permits remote work."

10. Produce



PRO-duce (noun)
Meaning: Fruit and vegetables.
Example: "The market sells fresh produce."
pro-DUCE (verb)
Meaning: To create or make.
Example: "The factory produces thousands of units."

Same Pronunciation, Different Meanings

These also confuse learners because the pronunciation stays the same, but the meaning changes completely depending on context.

11. Trust
Trust (noun)
Meaning: A legal arrangement where assets are managed for someone else's benefit.
Example: "The family established a trust for future generations."
Trust (verb)
Meaning: To believe in someone or something.
Example: "I trust my colleagues."

12. Bank (a polysemous word—a word with multiple meanings that are related.)
Bank (noun)
Meaning: Financial institution.
Example: "I deposited money at the bank."
Bank (noun)
Meaning: The side of a river.
Example: "We sat on the river bank."
Bank (idiom verb)
Meaning: **"**to count on", reliable
Example: "You can bank on that." (A very common idiom meaning that you can completely trust, rely or be certain about something)

13. Match

Match (noun)

Meaning: A sports competition.

Example: "We watched the football match."

Match (noun)

Meaning: A small stick used to start a fire.

Example: "Do you have a match?"

Match (verb)

Meaning: To be similar or go together.

Example: "Your shoes match your jacket."

14. Bat

Bat (noun)

Meaning: Equipment used in sports.

Example: "He bought a new cricket bat."

Bat (noun)

Meaning: A flying mammal.

Example: "A bat flew out of the cave."

15. Fair

Fair (adjective)

Meaning: Just and reasonable.

Example: "That decision was fair."

Fair (noun)

Meaning: A public event or exhibition.

Example: "We visited the trade fair."

Fair (adjective)

Meaning: Light in colour.

Example: "She has a fair complexion."

A Simple Rule

Many noun/verb pairs follow this pattern:

Noun	Verb
PRO-ject.	pro-JECT
PRE-sent.	pre-SENT
RE-cord.	re-CORD
CON-tract.	con-TRACT
CON-duct.	con-DUCT
PER-mit.	per-MIT
OB-ject.	ob-JECT

Quick Tip for Learners
In many two-syllable English words:
The *noun* is stressed on the *first syllable*.

The *verb* is stressed on the *second syllable*.

This isn't always true, but it's a very useful pattern to know.

Section C: Natural English vs Correct English

Why This Matters

Sometimes a sentence is technically correct, but a native speaker would rarely say it that way. Learning natural English helps you sound more fluent and confident.

1. Become vs Turn

❌ My dog becomes nine in October.

✅ My dog turns nine in October.

✅ My dog will be nine in October.

2. Become vs Get

❌ I became tired after work.

✅ I got tired after work.

(Both are correct, but "got tired" is much more common in everyday conversation.)

3. Purchase vs Buy

✅ I purchased a new laptop.

✅ I bought a new laptop.

Native speakers usually say "buy" in conversation.

Purchase sounds more formal.

4. Commence vs Start

✅ The meeting will start at 9 a.m.

⚠️ The meeting will commence at 9 a.m.

Both are correct, but most people say start.

5. Assist vs Help

✅ Can you help me?

⚠️ Can you assist me?

Both are correct.

Help is more natural in everyday speech.

6. Reside vs Live

⚠️ I reside in Johannesburg.

✅ I live in Johannesburg.

Reside is common in legal documents and forms.

Live is what most people say.

7. Depart vs Leave

⚠️ What time does your flight depart?

✅ What time does your flight leave?

Both are correct.

Leave is more common in conversation.

8. Children vs Kids

✅ I have two children.

✅ I have two kids.

Both are correct.

Kids is more conversational.

Children is more formal.

9. Request vs Ask

⚠️ I'd like to request some information.

✅ I'd like to ask a question.

Request is often used in business writing.

Ask is more common in speech.

10. Require vs Need

⚠️ I require assistance.

✅ I need help.

Both are correct.

Need help sounds more natural.

11. Apologise vs Sorry

⚠️ I apologise for being late.

✅ Sorry I'm late.

The first is more formal.

The second is what most people say.

12. Consume vs Eat/Drink

⚠️ I consumed breakfast.
✅ I ate breakfast.
⚠️ I consumed a coffee.
✅ I drank a coffee.

😂 Most native speakers never say "I consumed breakfast."

Quick Tip

If a word sounds like it belongs in a contract, academic paper, government form, or corporate report, there is often a simpler everyday alternative that native speakers use in conversation.

Section D: Commonly Confused Words in Professional English

Say vs Tell

❌ He said me the deadline changed.
✅ He told me the deadline changed.
✅ He said the deadline changed.
Rule:
Say + something
Tell + someone

Job vs Work

❌ I have a lot of jobs today.
✅ I have a lot of work today.
Job = position/occupation
Work = tasks and duties

Advice vs Advise

Advice (noun)
"Thank you for your advice."
Advise (verb)
"I advise you to apply early."

Affect vs Effect

Affect = influence (verb)
"The delays affected productivity."
Effect = result (noun)
"The new system had a positive effect."



Section E: Common Business Idioms

Learners hear these constantly in meetings and have no idea what they mean.

Touch Base
Meaning: Make contact.
"We'll touch base next week."

On the Same Page
Meaning: In agreement.
"Let's make sure we're all on the same page."

Circle Back
Meaning: Return to a topic later.
"I'll circle back to that this afternoon."

Ballpark Figure
Meaning: Rough estimate.
"Can you give me a ballpark figure?"

Raise the Bar
Meaning: Increase standards.
"The new manager has raised the bar."



Section F: Small Talk for Professionals

Many learners can discuss business but struggle with coffee-break conversations.

Topics:

- Weekends
- Weather
- Travel
- Food
- Hobbies
- Holidays

Example:
Awkward
Employee: Hello.

Colleague: Hello.
(Silence)
😂

Natural
Employee: Morning! How was your weekend?

Colleague: Pretty relaxing actually. How about yours?



Section G: Polite English

This is huge in professional settings.

Direct
"Send me the report."
Professional
"Could you please send me the report?"

Direct
"I disagree."
Professional
"I see your point, but I have a slightly different perspective."

Section H: English Fillers Used by Native Speakers

Learners panic because they think they need instant answers.
Native speakers use fillers constantly.

Examples:

- Let me think...
- That's a good question.
- As far as I know...
- From my experience...
- If I remember correctly...
- Give me a moment...

These buy time while sounding natural.

Section I: False Friends & Translation Traps

Words that learners often misuse because of direct translation.

Examples:

Actually

Many learners think it means "currently."

❌ Actually, I work here. (meaning currently)

✅ Currently, I work here.

Actually means "in fact."

Eventually

Many learners think it means "possibly."

It means:

After some time.

"Eventually, we reached an agreement."

Section J: Words Native Speakers Rarely Use

This would be funny and helpful.

Textbook Word	What People Usually Say
Commence.	Start
Purchase.	Buy
Reside.	Live
Assist.	Help
Utilise.	Use
Obtain.	Get
Require.	Need
Depart.	Leave

Section K: Professional Phrasal Verbs

Learners struggle with these because the meaning isn't obvious.

Follow up
"I'll follow up tomorrow."

Carry out
"We'll carry out the investigation."

Look into
"I'll look into the issue."

Take over
"Sarah will take over the project."

Bring up
"He brought up an interesting point."

Section L: Common Workplace Mistakes Even Advanced Learners Make

These are mistakes that many English learners make—even at an advanced level. Understanding the differences will help you communicate more naturally and professionally.

1. In Time vs On Time

Although these expressions are similar, they have different meanings.

On Time

Meaning: At the planned or expected time; not late.

Examples:

- The meeting started on time at 9:00 a.m.
- Please arrive on time for your interview.
- The train arrived on time despite the rain.

In Time

Meaning: Before it is too late.

Examples:

- We finished the report in time for the client's deadline.
- Fortunately, the ambulance arrived in time.
- I submitted my assignment in time to avoid a penalty.

Quick Tip:

On time = Punctual.

In time = Before the deadline or before something bad happens.

2. During vs For

These words are often confused because both refer to time.

During

Meaning: At some point within a period of time.

Examples:

- I met my manager during the conference.
- Please switch off your phone during the meeting.
- We experienced technical problems during the presentation.

For

Meaning: Indicates the length of time something lasts.

Examples:

- I worked there for five years.
- We've been waiting for over an hour.
- She studied English for three months.

❌ I worked there during five years.
✅ I worked there for five years.

Quick Tip:

During = When something happened.
For = How long it lasted.



3. Since vs For

Both are used with the present perfect tense, but they answer different questions.

Since
Meaning: The starting point in time.
Examples:

- I have worked here since 2021.
- We've been friends since university.
- She has lived in Cape Town since January.

For
Meaning: The length of time.
Examples:

- I have worked here for five years.
- They've been married for ten years.
- We've been waiting for thirty minutes.

Quick Tip:
Since = Starting point.
For = Length of time.

4. Make vs Do

This is one of the most common English mistakes.

Make

Use make when you create, produce, or cause something.

Examples:

- Please make a decision by Friday.
- We need to make a good first impression.
- She made a mistake in the report.
- Let's make a plan.

Do

Use do for work, tasks, activities, or jobs.

Examples:

- I need to do my homework.
- She's doing some research.
- Please do your best.
- I'll do the presentation tomorrow.

❌ Do a decision.
✅ Make a decision.
❌ Make homework.
✅ Do homework.

Quick Tip:

Make = Create.
Do = Perform.



5. Borrow vs Lend

These words describe the same action from different perspectives.

Borrow

You receive something temporarily.

Examples:

- May I borrow your pen?
- I borrowed a book from the library.
- Can I borrow your charger?

Lend

You give something temporarily.

Examples:

- I'll lend you my pen.
- Could you lend me your laptop?
- She lent me her notebook.

❌ Can you borrow me a pen?
✅ Can you lend me a pen?

Quick Tip:

Borrow = Take.
Lend = Give.

6. Lose vs Miss

These words are not interchangeable.

Lose

To no longer have something.

Examples:

- I lost my wallet.
- She lost her phone.
- We don't want to lose this client.

Miss

To fail to catch or attend something.

Examples:

- I missed my bus.
- He missed the meeting.
- We missed the deadline by one day.

❌ I lost my bus.
✅ I missed my bus.

Quick Tip:

Lose = Something disappears.
Miss = You were too late or didn't attend



7. Fun vs Funny
Many learners confuse these two words.

Fun
Enjoyable.
Examples:

- The team-building activity was fun.
- We had fun at the company picnic.
- The training session was surprisingly fun.

Funny
Something that makes you laugh.
Examples:

- His presentation was funny.
- She told a funny story.
- That joke was really funny.

❌ The meeting was funny.
(Unless people were laughing.)
✅ The team-building activity was fun.

Quick Tip:
Fun = Enjoyable.
Funny = Humorous.

8. Salary vs Wage vs Income

These words all relate to money but have different meanings.

Salary

A fixed amount of money paid regularly, usually monthly, regardless of the number of hours worked.

Examples:

- She receives a monthly salary.
- His salary increased after his promotion.

Wage

Money paid according to the number of hours, days, or pieces of work completed.

Examples:

- Factory workers are paid an hourly wage.
- The company increased the minimum wage.

Income

The total money a person earns from all sources, such as salary, investments, rental property, or a business.

Examples:

- Her income comes from teaching and freelance writing.
- They have a stable household income.

Quick Tip:

Salary = Fixed monthly pay.
Wage = Hourly or daily pay.
Income = All money earned.

Section M: Sounding More Natural in

Meetings

Instead of:

"I agree."

Try:

✅ "I completely agree."
✅ "That's a good point."
✅ "I couldn't agree more."

Instead of:

"I don't agree."

Try:

✅ "I see your point, but..."
✅ "I have a slightly different perspective."
✅ "May I offer another viewpoint?"

Instead of:

"I don't know."

Try:

✅ "I'm not entirely sure."
✅ "I'll need to check."
✅ "Let me confirm that and get back to you."



Section N: The Most Common English Mistakes in Business

It's vs Its

It's = It is
✅ It's important to submit your report before Friday.
✅ It's been a busy week at the office.

Its = Possession
✅ The company updated its website.
✅ The laptop lost its internet connection during the meeting.

Your vs You're

You're = You are
✅ You're doing an excellent job on this project.
✅ You're scheduled to present at tomorrow's meeting.

Your = Possession
✅ Your presentation was very professional.
✅ Please send me your updated report.



Their vs There vs They're

Their = Belongs to them
✅ Their proposal was accepted by the client.

There = A place
✅ The meeting will be held there tomorrow morning.

They're = They are
✅ They're preparing for the client presentation.

Then vs Than

Then = Next/After that
✅ Finish the report, then email it to me.

Than = Used when comparing
✅ This solution is better than the previous one.

Fewer vs Less

Fewer = Countable things
✅ We hired fewer employees this year.
✅ There are fewer mistakes in this report.

Less = Things you can't count
✅ We need less time to complete the project.
✅ The new process uses less paper.



Message to the Learner

Professional success is not built in a single meeting, presentation, or interview.
It is built through consistent communication, continuous learning, strong relationships, and a willingness to grow.

Use this handbook as a practical reference throughout your career. Revisit sections when you need support, practise the conversations aloud, and apply the techniques in real workplace situations.
Every conversation is an opportunity to build confidence.

Every challenge is an opportunity to learn.
Every professional interaction is an opportunity to grow.
Your career journey is still being written.
Keep learning. Keep communicating. Keep moving forward.

© 2026 Tilly R
All rights reserved.
Designed and published by Tilly R

All rights reserved. No part of this handbook may be reproduced without permission from the creator, Tilly R.

