


Unlock Your Weight Loss Potential: A Comprehensive Guide



Hydration

Learn the importance of hydration for weight loss.



Nutrition

Master nutrition for lasting results.



Exercise

Transform your body with effective exercise.

This comprehensive guide helps you shed those initial ten pounds by addressing key weight loss aspects, offering practical tips and strategies for a healthier life.

Thank You & Copyright

Our Gratitude

Thank you for choosing TheFitJut's comprehensive guide. We hope it empowers your health journey. Embrace a healthier, happier you.

Copyright Notice

© 2023 TheFitJut. All rights reserved. No part of this publication may be reproduced without prior permission. We protect our content.

Fit 1: Hydration for Weight Loss

Your weight loss journey begins with a surprisingly simple yet often overlooked element: water. Since your body is composed of over 66% water, adequate hydration is crucial for effective weight management and overall well-being. Water aids in detoxification and supports your body's natural processes, all without adding any calories.



Tip 1: Hydrate Consistently

Make sure you drink plenty of water throughout the day.



Tip 2: Start Hydrated

Begin each day with a glass of water to jumpstart your metabolism and hydration levels.



Tip 3: Pre-Meal Hydration

Drinking water before meals can help you feel fuller, potentially reducing your overall food intake.



Tip 4: Sip and Savor

Enjoy a sip of water between bites to stay hydrated and better savor your meals.

Incorporating these simple hydration strategies into your daily routine can significantly contribute to your weight loss success. Stay hydrated for optimal results!

Fit 2: Ditch Sugary Beverages, Embrace Health

While hydration is key, it's also essential to be mindful of the beverages you consume. Sugary drinks are a major contributor to weight gain.

Tip 5

Say no to soda. Soda, laden with sugar, is a weight loss adversary. Even diet soda, while lower in sugar, contains other questionable components.

Tip 6

Reevaluate fruit juice. Despite its health halo, fruit juice often harbors substantial sugar content. Opt for fresh fruit juice or, better yet, make your own with minimal sugar.

Tip 7

Moderate your tea and coffee intake. Limit the addition of cream and sugar to these beverages, as it's these extras that contribute to calorie intake.

Tip 8

Explore the benefits of green tea. A powerhouse in Chinese medicine for over 4,000 years, green tea aids digestion and may reduce cancer risk.

Tip 9

Exercise caution with alcohol. While a glass of red wine may offer heart benefits, most alcoholic beverages are fattening.

Fit 3: Maximizing Coffee's Potential

Coffee can actually be a valuable tool in your weight loss journey. By following these tips, you can harness its power to boost your metabolism and support your efforts.



Tip 10

Harness the power of black coffee. Some have reported weight loss benefits when drinking black coffee before exercise.



Tip 11

Moderate your sweet coffee intake. Excessive coffee consumption can desensitize your body to caffeine's natural fat-burning effects.

Fit 4: Mastering Nutrition for Lasting Weight Loss

When it comes to shedding pounds through a healthy diet, forget about restrictive fads that leave you feeling deprived and stressed. These tips will guide you toward a sustainable and enjoyable approach to eating, ensuring you not only lose weight but also cultivate a positive relationship with food.

Tip 12

Embrace Hydrating Fruits and Vegetables. Incorporate fresh fruits and veggies with high water content into your daily diet.



Tip 13

Opt for Fresh Over Processed. Choose fresh fruits over processed ones to minimize sugar intake. Processed and canned fruits lack the fiber content of fresh alternatives, making the latter a healthier choice.



Tip 14

Amp Up Your Fiber Intake. Increase your fiber intake by indulging in more fruits and veggies.



Tip 15

Embrace the Power of Veggies. Make veggies your weight loss allies, especially the leafy green varieties.



Tip 16

Eat with Purpose. Be mindful of what and why you eat. Avoid compulsive eating.



Tip 17

Beware of Garnishments and Condiments. Pay attention to what you add to your meals. Garnishments and condiments, often high in fat, can sabotage an otherwise healthy meal.



Tip 18

Tame Your Sweet Tooth. Control your sweet tooth by savoring sweets as occasional treats. Moderation is key, as excessive sugar intake contributes to unwanted weight gain.



Tip 19

Establish Meal Times and Portions. Set specific meal times and stick to them. Opt for five small meals a day instead of one or two large meals to avoid the feeling of starvation and prevent overeating.



Tip 20

Eat Only When Hungry. Listen to your body's hunger cues and drink water first to distinguish between hunger and thirst.

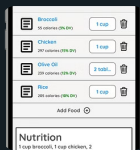


Tip 21

Choose Healthy Snacks. Minimize snacking, but if needed, opt for healthy options. Veggies make excellent, nutrient-packed snacks, with carrots being a satisfying and nutritious choice.



Fit 5: Continued Nutrition Tips



Count Calories Wisely

For packaged food items, pay attention to calorie counts and serving sizes. Be cautious of deceptive packaging, and count calories to make informed choices.




Offset Splurges with Exercise

Compensate for indulgences by increasing physical activity. If you feel you've consumed extra calories, hit the gym or extend your walks to maintain balance.


Say No to Fried Foods

Steer clear of fried foods, as they are high in fat and oil. Opt for baked alternatives to reduce fat intake.



Don't Skip Meals

Ensure you have at least three meals a day, preferably five small meals, to avoid excessive hunger and overeating.



Prioritize Fresh Vegetables

Opt for fresh vegetables over canned ones, and if possible, consume them raw to retain maximum nutrients. Avoid drowning them in butter for a healthier option.



Limit Egg Intake

Restrict egg consumption to one per day, aiming for no more than three a week for optimal health.




Treat Chocolates as Luxuries

Indulge in chocolates sparingly, treating them as luxury items rather than daily snacks.



Diversify Your Diet

Include foods from all food groups daily to ensure a well-rounded nutrient intake.



Start Your Day with Breakfast

Kickstart your day with breakfast within an hour of waking up.



Embrace Carbohydrates

Carbs should constitute 50-55% of your diet, providing a crucial energy source. Avoid extreme carb restrictions, as they can lead to cravings.

Moderate Protein Intake

Limit proteins to 25-30% of your diet, with an emphasis on diverse protein sources. Consider meat as a side dish rather than the main course.



Balance Fat Intake

Ensure fats make up 15-20% of your diet. Be mindful of sources, such as cream and sugar, and opt for healthier alternatives.



Favor White Meat Over Red

Prioritize white meat, including chicken and fish, over red meat.



Explore Vegetarian Options

Move towards a more vegetarian lifestyle, incorporating more fruits and vegetables into your diet.



Choose Multigrain Bread

Opt for high-fiber multigrain bread over white bread for increased fiber and protein content.



Limit Pork Consumption

Reduce pork intake, especially high-fat options like bacon and sausage, for better weight loss results.



Control Sugar Intake

Minimize sugar consumption as much as possible.



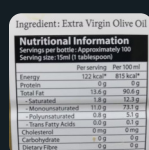
Embrace Grazing

Graze on healthy food items five to six times a day to prevent hunger and keep your metabolism active.



Indulge Smartly

Don't worry about occasional indulgences, but don't turn a cheat into a full meal.



Monitor Fat Intake

Be mindful of your fat intake, considering that each fat gram contains 9 calories.




Cut Back on Salt

Reduce salt intake by using half the amount you typically would.

Master these tips, and you'll not only lose weight but also develop a sustainable and enjoyable approach to eating that supports your long-term well-being.


Fit 6: Revolutionize Your Weight Loss Journey through Smart Cooking Habits

Embarking on a journey to shed those initial ten pounds can be as much about how you prepare your food as the food choices themselves. The cooking methods you employ play a crucial role in determining the healthiness of your meals. Let's delve into some transformative tips to reshape your cooking habits and achieve sustainable weight loss.



Embrace Baking Over Frying.

Swap frying in oil or fat for the healthier alternative – baking.



Opt for Non-Stick Pan Spray.

Ditch the excess oil by using non-stick frying pan spray.



Boil or Steam Your Vegetables.

Transform your vegetable dishes by opting for boiling or steaming.




Be Wary of No Fat and Low Fat Foods.

Exercise caution when navigating the aisles of no fat and low-fat food items.



Say No to Crash Diets.

Avoid the allure of crash diets that promise quick results.



Chew Your Food Thoughtfully.

Transform your eating habits by chewing your food at least 8 to 12 times, regardless of its form – liquid, sweets, or ice cream.




Choose Extra Virgin Olive Oil for Cooking.

Opt for the health benefits of Extra Virgin Olive Oil when cooking with oil.

Fit 7: Transform Your Body: Exercise for Lasting Weight Loss

Achieving weight loss isn't solely about eating right; it's equally vital to get your body in motion. You don't need a pricey gym membership; there are various daily activities and exercises you can incorporate to kickstart your weight loss journey.



Tip 50

Gradual Progress Yields Results. Don't be disheartened if results aren't immediate. It takes time to shape up and make progress.



Tip 51

Rely on Clothes, Not the Scale. While it's natural to check your weight, daily fluctuations can be misleading.



Tip 52

Reward Progress with New Gear. Celebrate milestones by treating yourself to new running shoes or a pair of jeans.




Tip 53

Scheduled Rest Days are Essential. Give your body time to rest and repair by incorporating a day off from exercising each week.



Tip 54

Frequency Matters for Weight Loss. While three days of 30-minute exercise can help maintain weight, aim for at least four days to start shedding pounds.



Tip 55

Gather Knowledge for Effective Workouts. Educate yourself on exercise routines that align with your goals.




Tip 56

Find an Exercise Buddy. Pair up with a committed exercise partner to keep each other accountable.




Tip 57

Listen to Your Body. Take breaks when needed, especially when just starting your exercise routine.




Tip 58

Choose a Workout Routine That Fits Your Lifestyle. Tailor your exercise routine to suit your unique lifestyle and preferences.




Tip 59

Don't Stay Stationary - Keep Moving. Constantly move by walking or pacing whenever possible.



Tip 60

Stand Instead of Sitting. Opt for standing when you can. Standing burns more calories than sitting, contributing to your overall weight loss efforts.




Tip 61

Opt for Standing Over Lying Down. Whenever feasible, stand instead of lying down.



Tip 62

Combat Sedentary Habits. Reduce time on the couch and limit television watching.



Tip 63

Take Breaks at Work. If you have a desk job, stand up and stretch every half hour.




Tip 64

Walk While on the Phone. Use phone conversations as an opportunity to walk around.



Tip 65

Choose Stairs Over Elevators. Opt for the stairs instead of elevators or escalators whenever possible.




Tip 66

Quit Smoking. While not directly tied to weight loss, quitting smoking eliminates erratic eating behaviors and reduces caffeine dependence.



Tip 67

Integrate Short Cardio Sessions. For those pressed for time, 10 minutes of cardio daily can be effective.



Tip 68

If Unable to Run, Opt for Brisk Walking. Fifteen minutes of brisk walking serves as an alternative for those unable to engage in running.



Tip 69

Walk to Nearby Destinations. Consider walking or biking to nearby destinations, such as work or the grocery store.



Tip 70

Minimize Remote Control. Use Hide the remote control to reduce sedentary behavior. Get up and change the channel or, better yet, engage in physical activity.



Tip 71

Fetch Items Yourself. Fetch items like mail or newspapers personally instead of relying on convenience.



Tip 72

Do Pelvic Gyration. Incorporate pelvic gyrations to engage your midsection.




Tip 73

Walk Along or Climb Escalators. Opt for walking along or climbing escalators to intensify your workout.



Tip 74

Stand and Stretch During Commercial Breaks. Utilize commercial breaks to walk around or perform simple exercises like crunches.



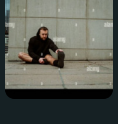
Tip 75

Turn on Music and Dance. Boost your activity level by turning on music and dancing.




Tip 76

Dancing Classes for Fun and Exercise. Join dancing classes, whether ballroom or aerobic dance.




Tip 77

Stretch Against the Wall. Incorporate wall stretches to improve flexibility.



Tip 78

Swim for Low-Impact Cardio. Swimming provides an excellent cardiovascular workout with minimal impact on joints.



Tip 79

Play Tennis or Basketball. Engage in sports like tennis or basketball for a fun and competitive way to stay fit.



Tip 80

Warm-Up and Cool Down are Crucial. Always start with a 5-10 minute warm-up and end with a 5-10 minute cool down.




Tip 81

Explore Yoga for Health and Stress Reduction. Integrate yoga into your routine for both weight loss and stress reduction.




Tip 82

Include Strength Training. Don't underestimate the power of strength training.



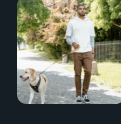
Tip 83

Share Massages for Mutual Benefits. Exchange massages with a partner, offering a shared activity that also recognizes each other's weight loss achievements.



Tip 84

Take Stairs Two at a Time. Challenge yourself by taking stairs two at a time.




Tip 85

Walk Your Dog or Let Them Lead. Ensure your pet gets enough exercise by walking your dog.



Tip 86

Enroll in Dance Classes. Consider joining dance classes for an enjoyable and active way to stay fit.



Tip 87

Wall Push-Ups for Quick Stretch. Perform wall push-ups by leaning against the wall.



Tip 88

Make Swimming a Regular Routine. Incorporate swimming into your routine for a full-body, low-impact workout.




Tip 89

Engage in Sports for Fun and Fitness. Participate in sports like tennis or basketball for an enjoyable and competitive form of exercise.



Tip 90

Warm-Up and Cool Down for Optimal Results. Prioritize a proper warm-up and cool down in every workout session.



Tip 91

Distance Yourself from Phones. Avoid carrying wireless phones or cell phones with you.



Tip 92

Stretch During Idle Moments. Stand up and stretch your legs during idle moments.




Tip 93

Reflect on Your Progress. Before bedtime, assess your progress in front of a mirror.




Tip 94

Maintain Good Posture. Sit and stand with good posture.



Tip 95

Breathing Exercises for Abdominal Muscles. Incorporate breathing exercises to tighten abdominal muscles.



Tip 96

Utilize Exercise Calorie Charts. Refer to exercise calorie charts to track your progress.

Exercise calories burn stats

<u>Exercise</u>	Calories Burned
Aerobics	200-250
<u>Stationary Bicycling</u>	250-300
Actual Bicycling	300-400
Running at 5-6 mph	300-350
Stair climber	200-250
Swimming Laps	350
Brisk Walking	150-180
Weeding and Cultivating Your Garden	130-200
Sex (Yes, sex can be exercise too)	50-60
Basketball – shooting baskets to playing a game	130-250
Golf – carrying clubs, no cart	166
Golf – carrying clubs, based on 2 hours of play instead	1000
Snorkeling	150-200
Water Skiing	180-200
Ice Skating – general	200-250
Cross Country Skiing, 2.5 mph, light effort	200-250
General Skiing	200-250
Scuba Diving	200-250
Whitewater rafting, kayaking or canoeing	150-200
Flag or Touch Football	250-300
Horseback Riding – Trotting	200-250
Martial Arts	300-350
Racquetball	200-250
Volleyball – 6 to 9 person team	90-120
Volleyball – Beach	25-300
Tennis – singles	250-300
Tai Chi	120-180

Embark on your weight loss journey with these diverse and practical exercise tips. Choose activities that resonate with your preferences and lifestyle, and witness the transformative power of consistent movement and mindful exercise. Your body will thank you for the investment in health and well-being.

Continuing Your Journey: Sustaining Healthy Habits

As you continue your pursuit of a healthier lifestyle, let's delve into the importance of consistent exercise and mindful wardrobe choices. Just as the previous tips highlighted various exercises for weight loss, this section emphasizes the significance of simple activities like walking and the impact of appropriate clothing choices on your self-image. Referencing the calorie chart, you'll notice that walking emerges as a fundamental and accessible exercise. Even amidst a busy schedule, a brisk walk serves as an excellent starting point for staying active

1 Tip 97



Dress for Success in Your Fitness Journey Avoid undermining your exercise and nutrition efforts by wearing ill-fitting clothes. Adhering to your actual size, whether it's a medium or any other, is crucial.

2 Tip 98



Ill-fitting clothes can distort your appearance and may make you feel larger than you truly are. Extend this principle to your workout wear as well. Wearing clothes that fit provides motivation and sets the stage for future shopping sprees where you can indulge in smaller sizes

3 Tip 99



Embrace Wardrobe Changes As you progress on your fitness journey, your body will transform. Embrace these changes by updating your wardrobe to reflect your achievements. Consider consigning or donating your slightly worn larger clothes to those in need. Not only does this clear space for your new attire, but it also contributes to a positive cycle of giving and renewal.

4 Tip 100



Incorporate these additional tips into your routine to ensure a holistic approach to your health and well-being. The combination of regular exercise, thoughtful clothing choices, and acknowledging your evolving body will guide you toward sustained success in your weight loss journey. Remember, every step counts, both in the realm of fitness and in your wardrobe choices

GETTING STARTED



▼ Weight Loss Overview

Now that you understand how to get started, here's a little more information on losing weight and keeping it off, and it all begins with what you eat...

▼ Importance of Diet

Fat and weight loss are such important aspects of our lives today because we are fatter now than we have ever been...

▼ Individual Differences

Everybody is different. You're not going to find another person who has the same metabolism as you or who burns fat the same way as you...

▼ Historical Perspective

The bottom line is that today's society has to work a lot harder than societies of the past...

▼ Weight Loss Goals

It is very important to understand that your weight loss goals are very dependent on how much you are willing to work at it. It is the one thing in life that you have to do manual labor to achieve if you want to see results.

▼ Impact of Lifestyle

Generally, people do not need to worry about weight loss until their twenties, but with the fast-food lifestyle that we live today, this is not necessarily the case anymore. Many of our children are obese because they eat too much fast food and processed foods.

▼ Choosing Healthy Foods

When you're grocery shopping for yourself and your family, read the ingredients of what you are eating. If you can't pronounce it, don't eat it. Processed foods cause us to have cravings, and cravings cause us to gain weight.

▼ Importance of Exercise

The proper diet has to be paired with the proper amount of exercise as well. The solution is an exercise regimen that will give your body the exercise it needs to burn fat and calories efficiently.

▼ Staying Active

If you don't move, it's like you're in hibernation, and your body just packs on the pounds, particularly around your waistline.

WORKING OUT REALLY IS GOOD FOR YOU

▼ The Benefits of an Active Lifestyle

In the past, physical labor and outdoor work kept people fit and healthy. Today, most of us work indoors and lead sedentary lifestyles. To stay in shape, we have to make exercise a priority and fit it into our daily routines. Whether it's working out at the gym or simply getting more steps throughout the day, an active lifestyle is key for weight management, stress reduction, and overall wellbeing.

CONSISTENCY IS KEY

Consistency is key for any exercise program. It's easy to start, but hard to maintain a routine long-term. Try to find a time that works for you, whether that's in the morning or evening. Even simple activities like walking can make a big difference. The key is to find an exercise you enjoy and stick with it. Your body and energy levels will thank you.

Your Next Step Towards a Healthier You

Ready to transform your fitness journey? We've curated a selection of resources and opportunities designed to support you every step of the way. Whether you're looking to upgrade your gear, connect with a supportive community, or build your perfect home gym, explore the options below to take action today.



Elevate Your Fitness Journey

Ready to take your fitness to the next level? Explore our premium fitness products designed to enhance your workouts and accelerate your results.



WhatsApp.com



View Life's Work's Catalog on W...

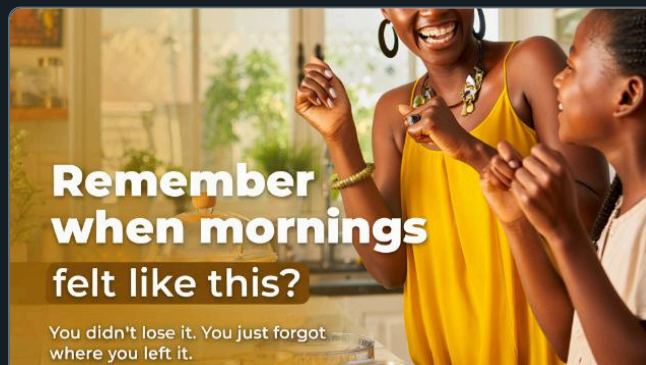
Learn more about their products & services

[Shop on website](#)



Connect with Our Community

Join our vibrant WhatsApp community for daily motivation, expert tips, peer support, and exclusive challenges. Share your journey and achieve your goals together!



WhatsApp.com



Health and Fitness

WhatsApp Group Invite



Personalized Home Gym Setup

Unsure about equipment or how to set up your mini home gym? Book a free consultation with our experts to get personalized advice and recommendations.

[Click here](#)

Your Continued Journey to Wellness

As you reach the culmination of this comprehensive guide, remember that true weight loss is more than just shedding pounds; it's about embracing a holistic lifestyle transformation. We've explored the profound impact of hydration, the necessity of mindful nutrition, the power of consistent exercise, and the psychological strength derived from positive self-image and disciplined habits. Each tip, from ditching sugary drinks to dressing for success, is a stepping stone on your path to sustained health and vitality.

This journey requires patience, persistence, and a commitment to self-care. Integrate these insights into your daily routine, celebrate every small victory, and continue to explore what works best for your unique body and lifestyle. Your dedication to these principles will not only lead to your desired weight loss but also foster a deeper sense of well-being, confidence, and long-term health.

We wish you immense success and fulfillment as you apply these strategies and continue on your transformative path.

Edited & Distributed By

CreativeCense

Written By

FitJut