



Bio-hacking through Quantum Physics

Beyond Med Bed Technology

Dr. Sandra Rose Michael

6 September 2025 | De Oude Vismijn, Gent, Belgium

True Bio-Scalar Energy

Bio-Scalar energy can be created by a field engine system that is able to generate multiple bioactive energy fields.

Including electromagnetic energy fields consisting of various frequencies that include the 7.83 cycles per second, or Schuman Resonance, the circa 13.8 cps found in the virgin Rain Forests;

And other frequencies including non-linear, non-hertzian 5th dimensional scalar fields which have been proven to promote life, regeneration and health.



Bio-Scalar Benefits



Detoxification



DNA & Nerve
Regeneration



Healthy - Life
Enhancing Intentional
Resonance Fields



Super-conductive
Cellular Communication



Cellular Hydration &
Oxygenation



Balancing of pH,
Blood Sugar



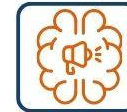
Antidepressant
Effects



Super Learning States:
improving ADHD,
Autism, Alzheimer's




Induced Meditational
States



Enhanced
Neuro-transfer Velocity

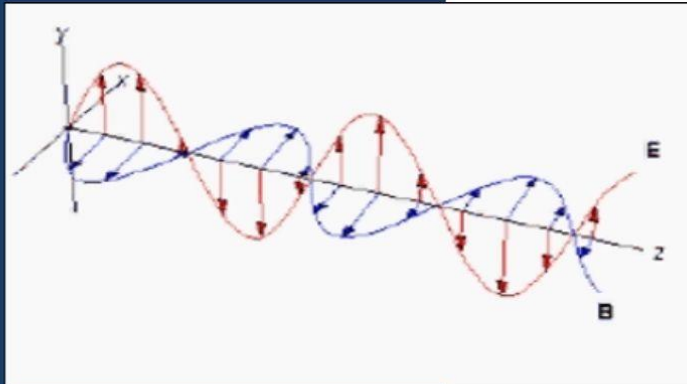
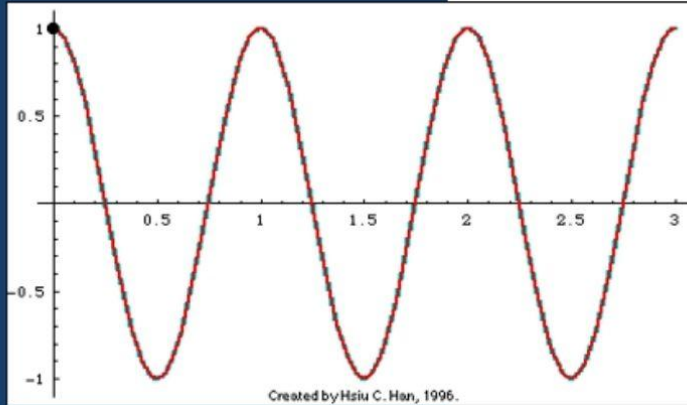
Biophotonic Scalar Technology



- “Transmutation of 60 cycle and other existing detrimental energy fields
- Collision of photons – Photonic fusion
- Production of new forms of beneficial energy sweeping an entire spectrum
- Looks like magic...Truly amazing physics at a very high level of application!”

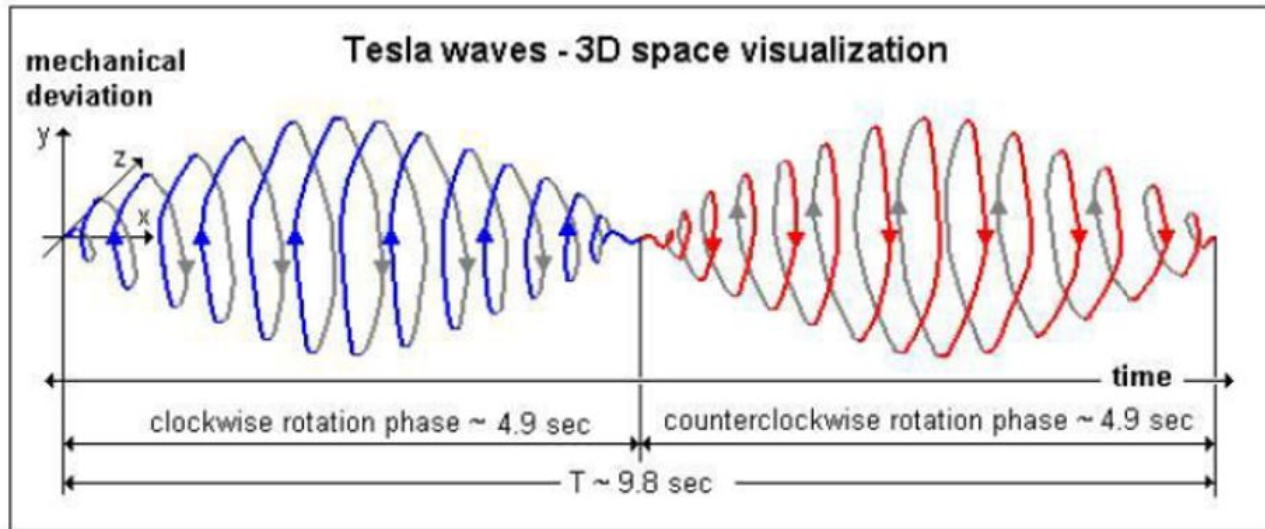
*John Orava, 2007, Pres. Bio-Physicists , Research Foundation, Brain Research
Pentagon, DOD, NASA Pattern Energy Consultant*

Scalar

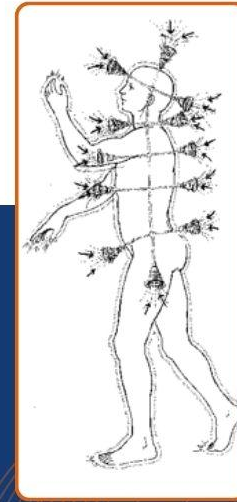
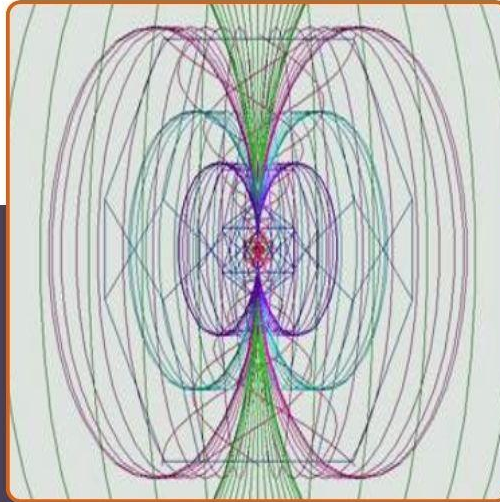
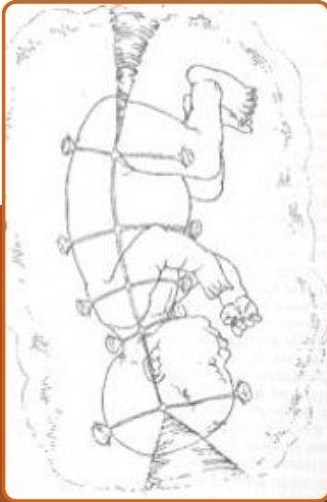


- LONGITUDINAL vs. TRANSVERSE WAVES (light and sound waves)
- Created by a pair of identical (replicant) waves, OR PHASE CONJUGANT WAVE PAIRS
- Replicant waves consist of wave and anti-wave
- Are in phase spatially; out of phase temporally
- They are therefore physically identical, but out of phase in terms of time
- Result: Scalar waves are different from hertzian waves
- Look like an infinitely projected mobius pattern on axis


Phase Conjugate Wave Pairs



Scalar Vortex



Torsion Fields, Toroidal Energy Patterns,
Zero Point or Standing Waves
Infinitely Projected Mobius Pattern



Dr. Fritz-Albert Popp,
International Institute of
BioPhysics

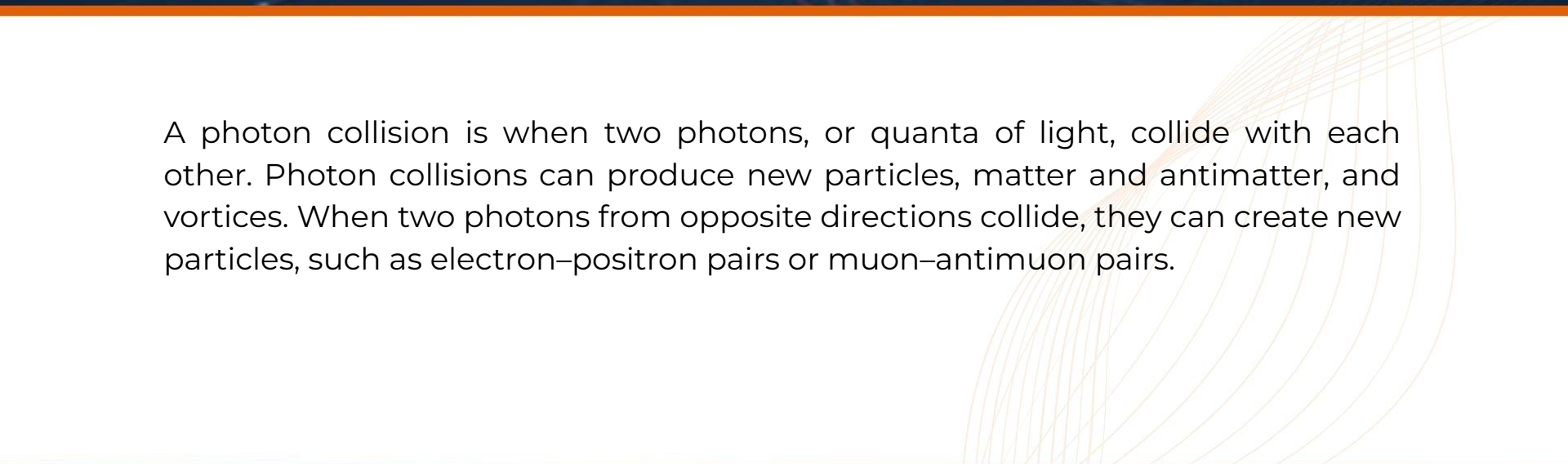
“We know that man is essentially a being of light.”

- Prime function of the DNA is the storage of Photons (1000 per DNA molecule).
- What is a photon???
 - Early 20th century: from Greek phōs, phōt- ‘light’
 - A particle representing a quantum of light or other electromagnetic radiation.
- Disease caused by loss of photons
- Carcinogens scramble the light
- Healing is accomplished by photo-repair
- Activation of the Light within DNA...
- Hydrogen atoms repair covalent hydrogen bonds of DNA



Collision of Photons

A photon collision is when two photons, or quanta of light, collide with each other. Photon collisions can produce new particles, matter and antimatter, and vortices. When two photons from opposite directions collide, they can create new particles, such as electron–positron pairs or muon–antimuon pairs.



- Photon collisions can produce matter and antimatter through the Breit-Wheeler process.
- When photons collide, they create vortices, which are a common physical phenomenon that can be found in tornadoes, hurricanes, galaxies, and more.

The primary function of the DNA is the storage of photons.

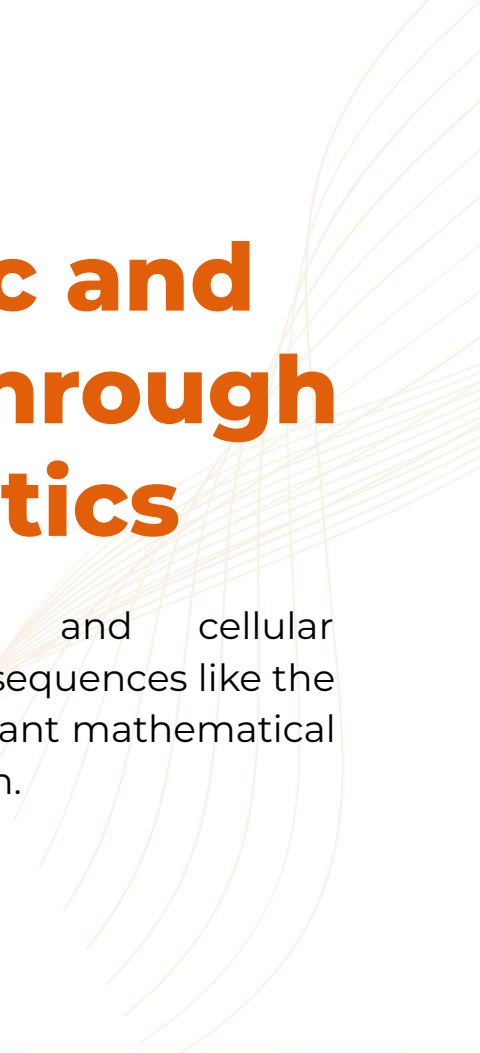
Photobiomodulation

This term describes the therapeutic effects of light, where photons are absorbed by cells, leading to potential benefits like improved blood circulation, reduced inflammation, and enhanced tissue repair.



Algorithmic and Resonance through Mathematics

Advanced fractal harmonics and cellular communication through specific sequences like the Fibonacci which is found as resonant mathematical antennae and receiver mechanism.



CLASS: CREATION
LEVEL: ELEMENTRY 2

BREATH OF THE UNIVERSE
THE GEOMETRY OF ENERGY FLOW PATTERN
TORUS


GEOMETRIC STRUCTURE OF TORUS



VECTOR EQUILIBRIUM



MILKY WAY GALAXY



ELECTRO MAGNETIC FIELD

SECTION VIEW ▲
PLAN VIEW ▼




GOLDEN SPIRAL



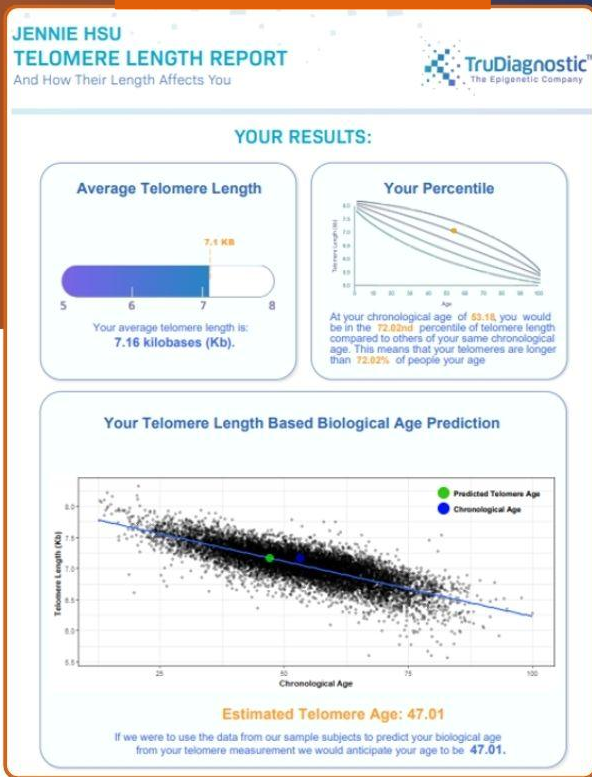
TORUS IS THE FORM OF FLOWING ENERGY DYNAMICS AT EVERY SCALE OF EXISTENCE.
THE 3D STRUCTURE OF THE TORUS IS THE VECTOR EQUILIBRIUM;
IT'S THE BLUEPRINT BY WHICH NATURE FORMS ENERGY INTO MATTER.
WE CAN OBSERVE IT EVERYWHERE; IN ATOMS, CELLS, SEEDS, FLOWERS, TREES,
ANIMALS, HUMANS, HURRICANES, PLANETS, GALAXIES AND EVEN THE COSMOS AS A WHOLE.

True Bio-Scalar Energy

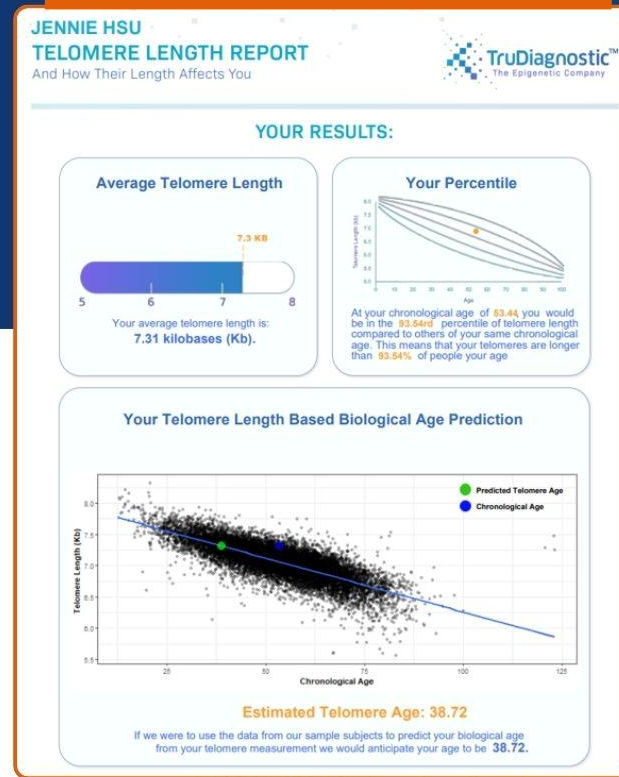
- Is field-like, not wave-like
- Implants its signature on solid objects
- Can regenerate and repair itself indefinitely
- Scalar Energy is capable of imprinting itself within DNA
- May repair DNA & Lengthen Telomeres



After 6 Hours EES



After 3 more months with EES



Age 53 had a total drop in Telomere age of 14 years younger after 3 months of using EES. This shows the individuals telomeres are 93% longer than people her age.

QWT Epigenetic Final 6 Month Data

- OMICm Age – 19/23 were biologically younger
- – average was 3.44 years younger with EES sessions
- DunedIn Pace – 21/23 had slower rate of aging compared to baseline
- – average was 0.11 biological year/chronological aging (range 0.02 to 0.25) with EES sessions
- Telomere Age – 2/23 were biologically younger
- – average was 0.45 years younger (range 0.2 to 0.7 years)

QWT Metabolic Data

- Lipid changes
 - 5 Improved HDL levels (baseline low HDL levels)
 - 4 with lower LDL levels (baseline high LDL levels)
- Hormone Changes
 - 3 Improved Estradiol and Progesterone levels in women
 - 3 Improved Testosterone levels in men
 - 5 Improved Adrenal function – cortisol, DHEA



QWT Energy & Health Levels

- Change in Health
 - 13 improved (average change 1.54/10)
 - 7 no change
 - 6 lower rate of health
- Change in Energy
 - 9 improved (average change 1.90/10)
 - 7 no change
 - 10 lower rate of energy



How has QWT EES sessions changed your health & energy in 6 months?

Improved change in Energy and Health qualitatively

- I feel more balance.
- I feel more in-tune with higher self, answers come faster on all levels and more relaxed.
- Leveled out my energy slumps
- While actively having sessions, I was very energetic and able to accomplish a lot.
- I can wake up after a wonderful deep 8 hours of sleep and feel rested and restored.
- It has corrected an imbalance in my blood sugar. I can eat things that I could not before. I would have huge reactions to eating carbs. Seems like it made difference in my insulin resistance.
- It has helped ease my depression alot.

Human Cell Evaluation

	% Change
8 hours	<1
16 hours	12
24 hours	42

In this experiment, the cumulative effect of exposing one human subject to a 12-unit EES system over a three-day period was evaluated. The test subject slept in the center of a room containing a calibrated 12-unit EES system for three nominal 8-hour sessions. The electrical conductivity measurements were conducted on the test subject's cheek cells which were scrapped from their mouth and measured immediately. The test results show that this test subject required at least 24 hours of time in the 12-unit system before a large increase in their conductivity was measured.

EES Enhanced Products



Treatment: EE medallion ----- Time: 2 hours-----Measurement: water/saline solution

Charing Condition	% Change
Standard EES system	20.4
Old EEHyper charger	37
New EEHyper charger	51

Study by Glen Rein PHN~ Harvard / Stanford Physicist



The human biofield

The human biofield is an energy field that is said to surround and permeate the human body, affecting a person's mental, physical, emotional, and spiritual well-being


- Average range: Approximately 8 feet from the body.
- Healthy individuals: May have a biofield extending further, up to 20 feet.
- Measurement: GDV, Kirlian, Aura photography and bio feedback devices.

Your cell phone gets recharged, now recharge your cells

Kirlian Lab Research has consistently proven that the self-regenerating fields can have as great or greater charge even after 6 months.



BEFORE




AFTER



Health cells within the body have a voltage of 70-90 millivolts.

Disease and aging occur when cellular energy falls below this range and cancer cells develop below **20 millivolts**.

Panos Pappas, PhD, Theory on Cancer: "Cold Fusion Proven to Occur in the Cells"



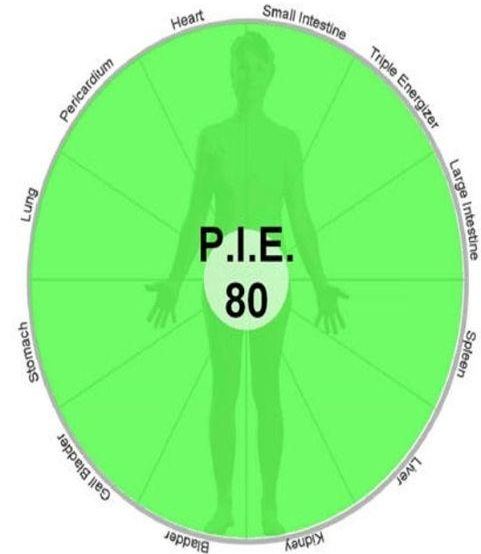
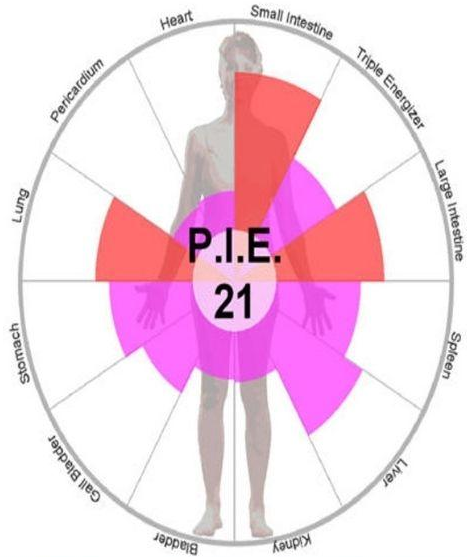
Photonic Emission:

EESystem

Enhanced Product

Beneveda Medical Group 8-Unit

Beverly Hills, CA



Before and After One (1-hour) EES session




Accugraph Study

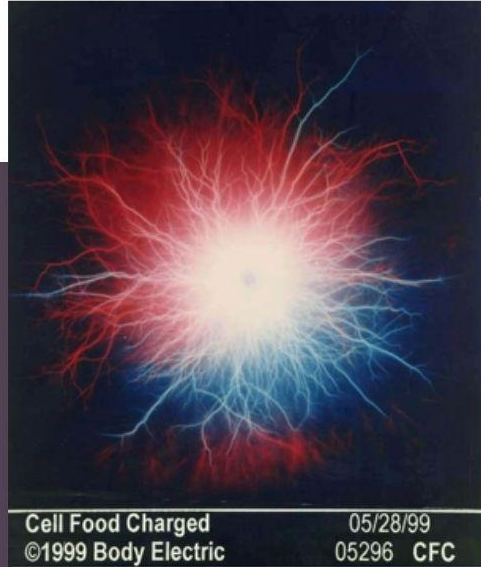
-Dr. Mike Cook, PenPain Clinic, VA

- “Everyone has seen subjective complaint improvements.
- “The BioScalar Technology raises cellular energy, which I prove on my 130 cases!”


Photonic charge continues indefinitely



UNCHARGED

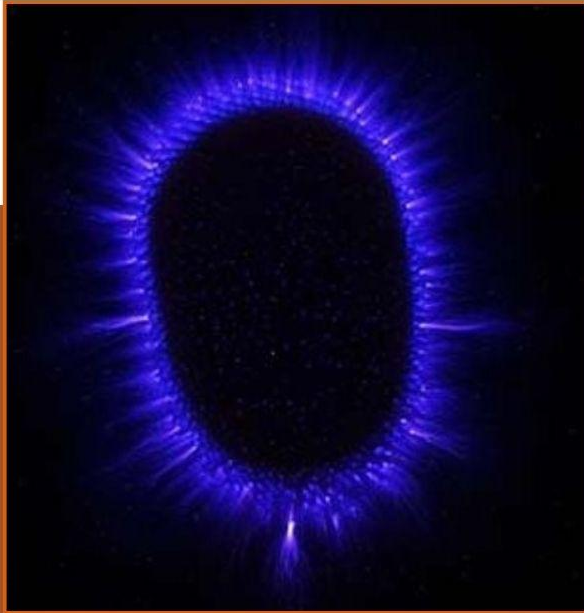


CHARGED

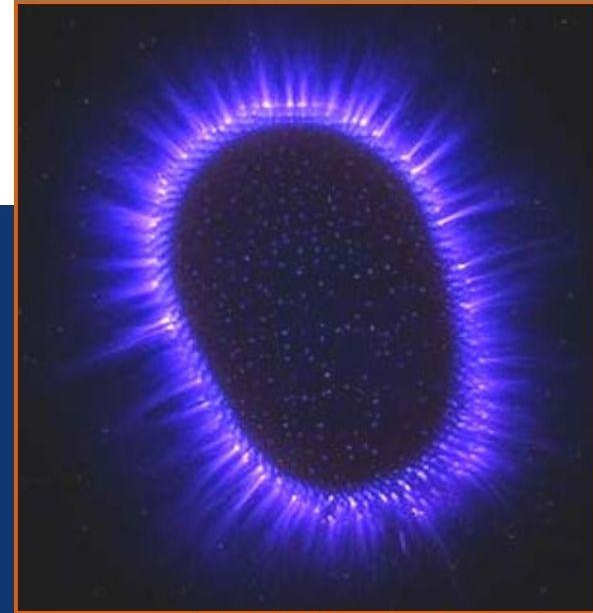


2 WEEKS LATER IN LAB

Increased energy

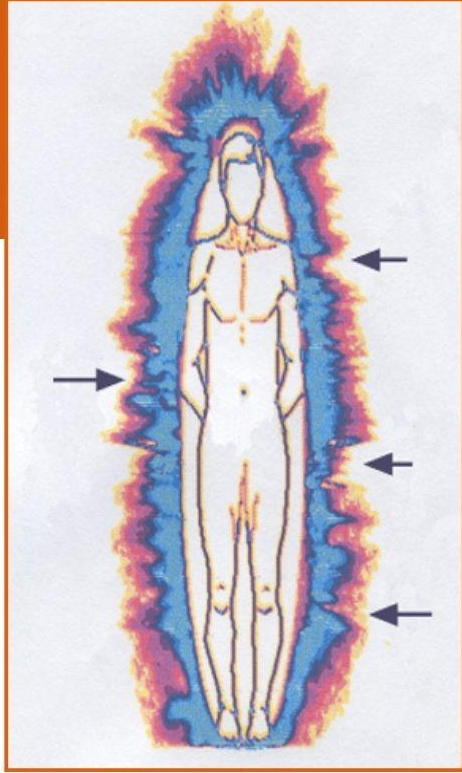


Thumbprint before



Holding charged product

Quantifiable results with Bio-electrography



Initial BEO-GRAM

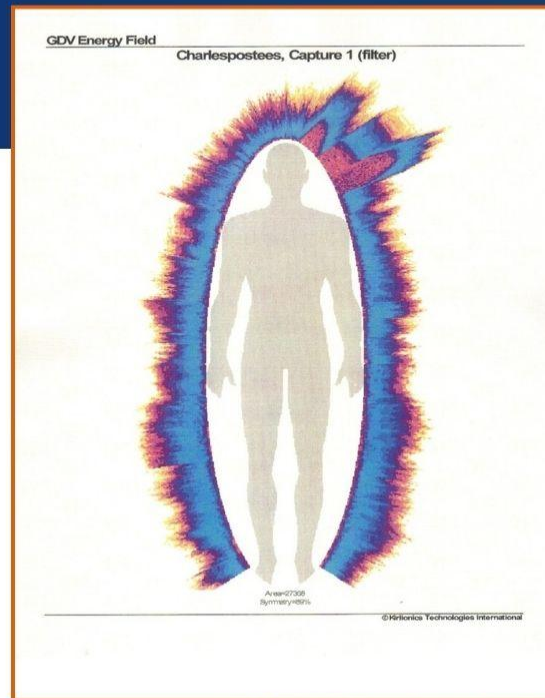
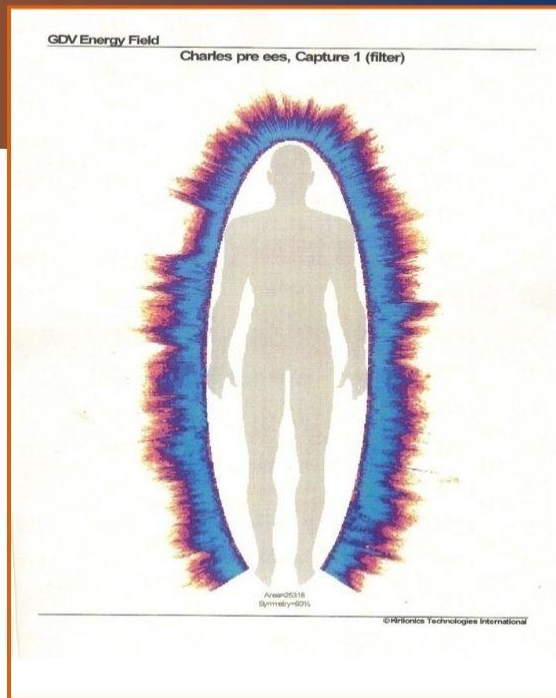


After 2 hrs in scalar

Images taken with the GDV Camera show the shifts that take place in the human energy field in the bio-scalar environment.

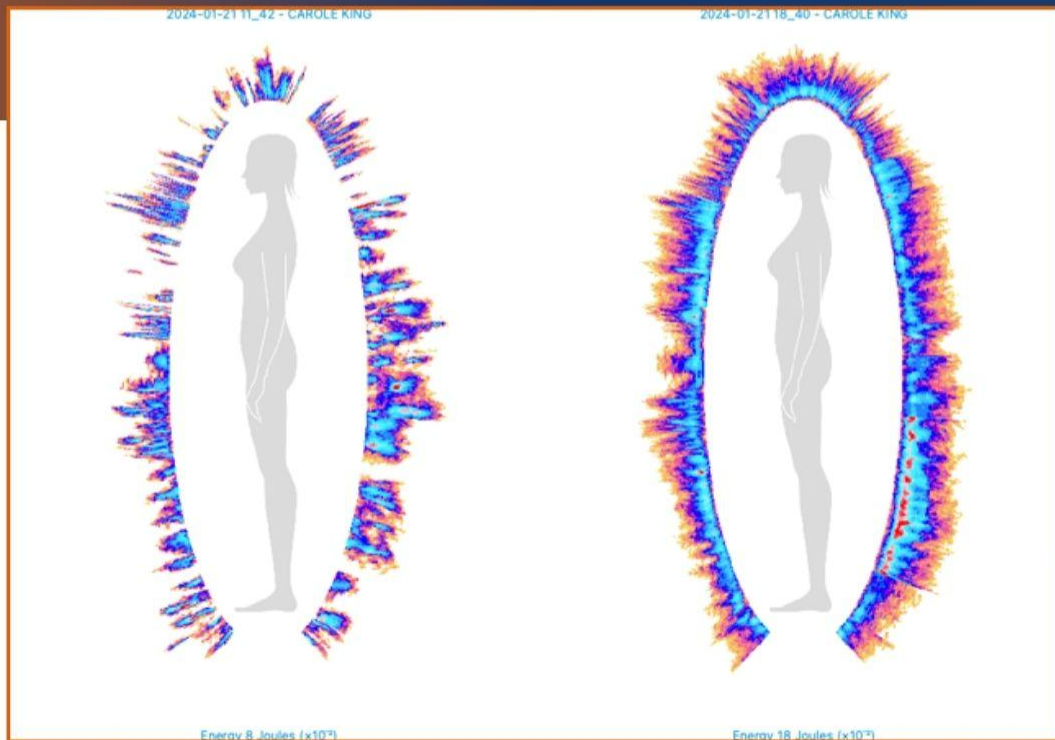
The energy state of the human energy field indicates the health of the physical, emotional, mental and spiritual aspects of the body.

GDV Bio-electropgraphy - Head Trauma Released

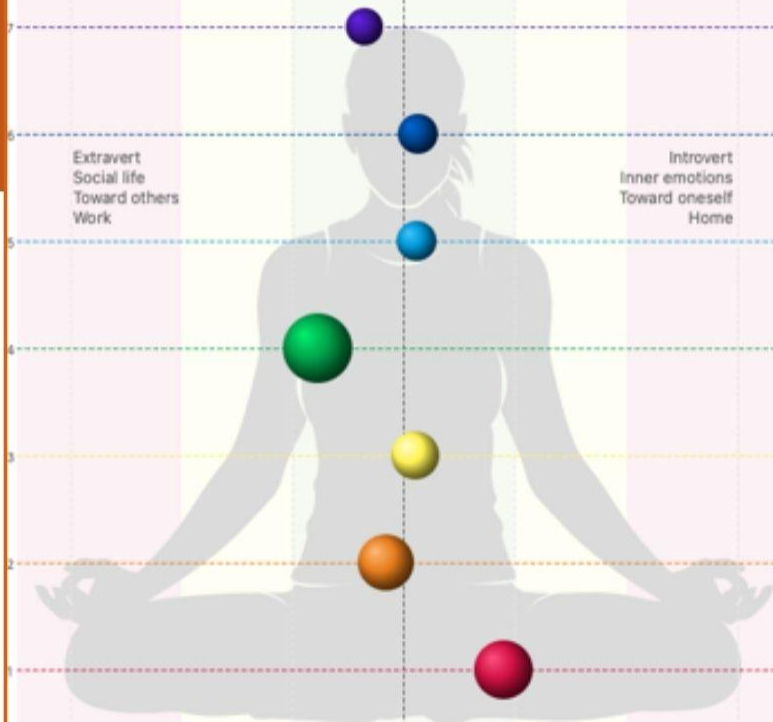


-Thom Lobe, MD Benevida Medical Group

NEEMA BioWell 2024

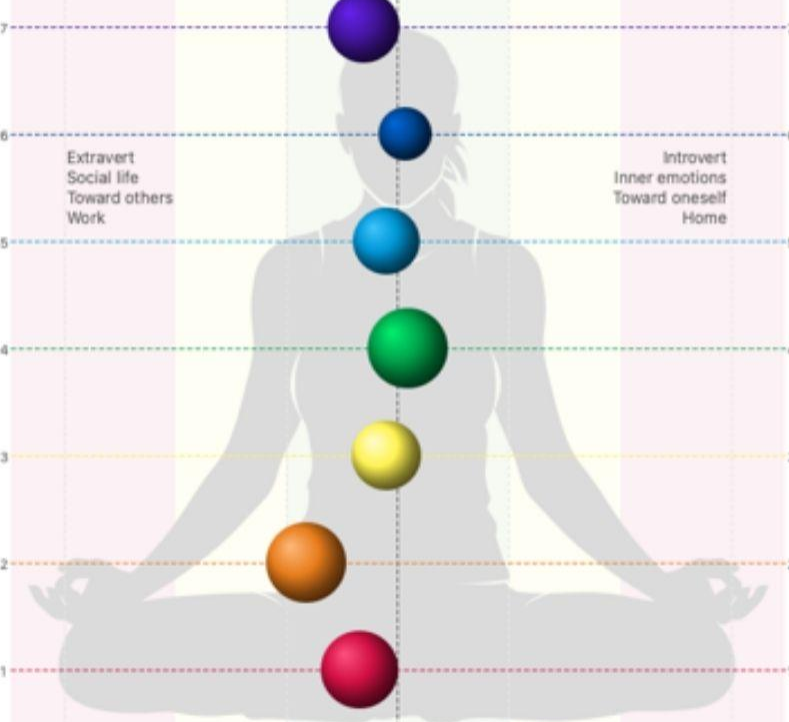


Alignment 87%



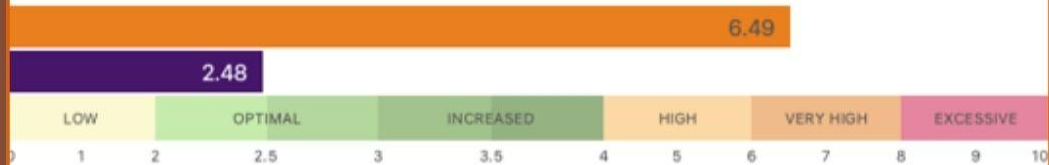
2024-01-21 11_42 - CAROLE KING

Alignment 91%



2024-01-21 18_40 - CAROLE KING

STRESS



ENERGY



ORGANS DISBALANCE, %



NUMBER OF ORGANS IN DISBALANCE, N



AVERAGED DISBALANCE ENERGY, JOULES ($\times 10^3$)




2024-01-21 11_42 - CAROLE KING


2024-01-21 18_40 - CAROLE KING

Real-time Aura Imaging

1 hour EESystem Session - Beneveda Medical Group



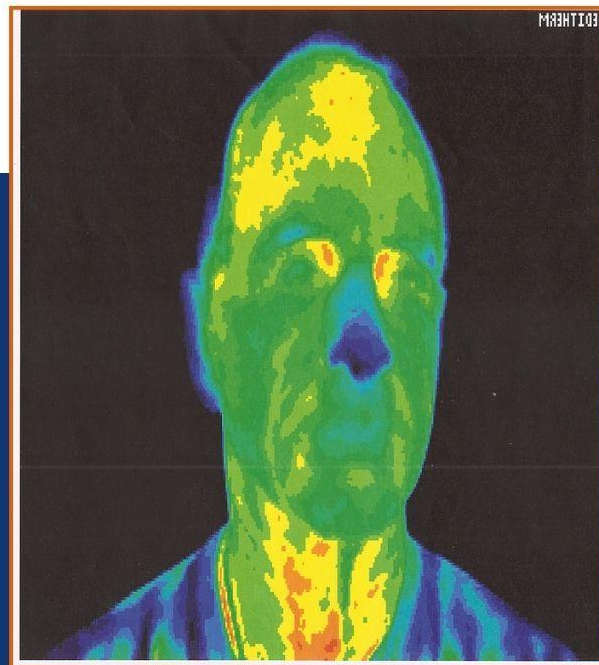
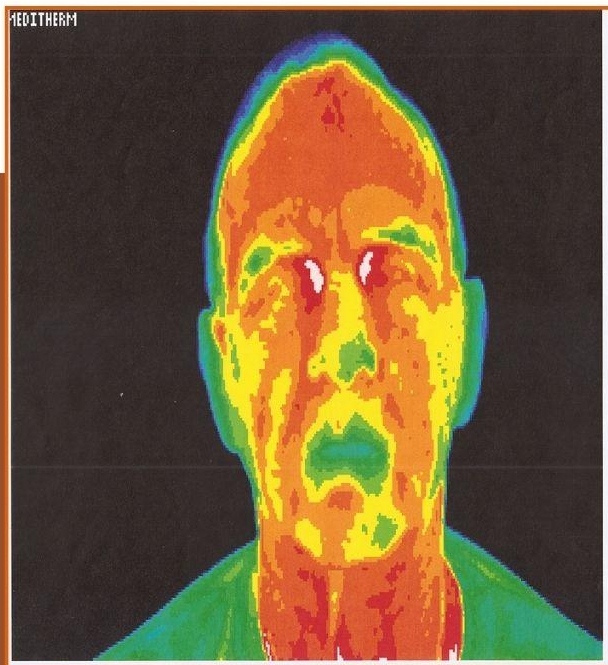
Before



After



Digital Infrared Thermal Before & After Images

2 Sessions in 8-Unit EESystem, QHMLabs, Sedona, AZ



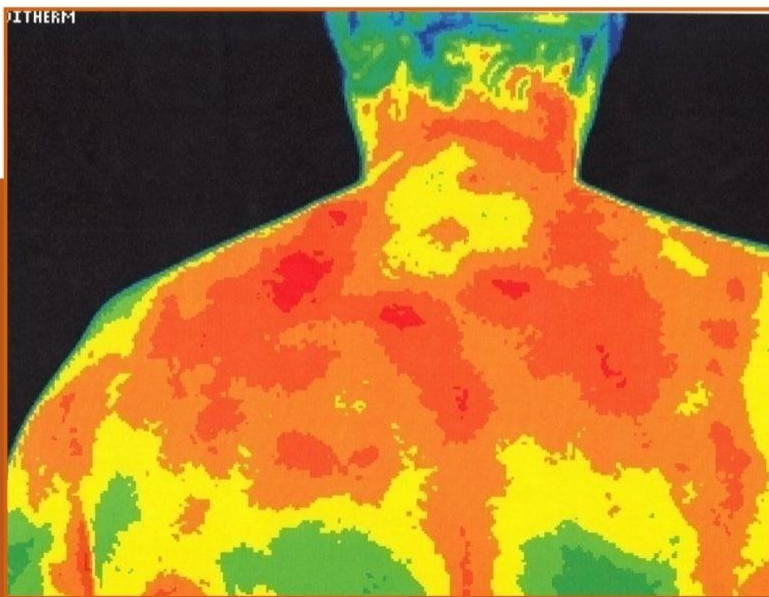
Decreased Inflammation & Paralysis / Parkinson's

Regained function in 2 hrs Thermography -
4-Unit EESystem, N. Carolina

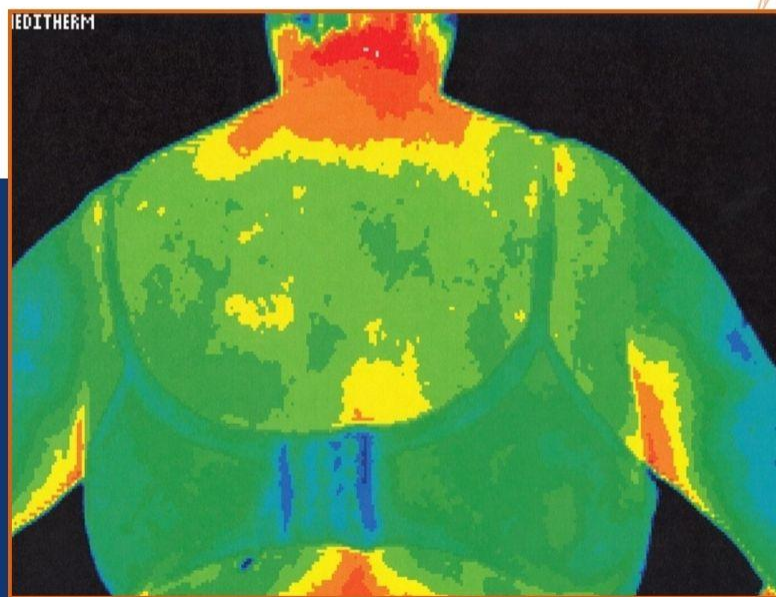


Digital Infrared Thermal Imaging Before & After

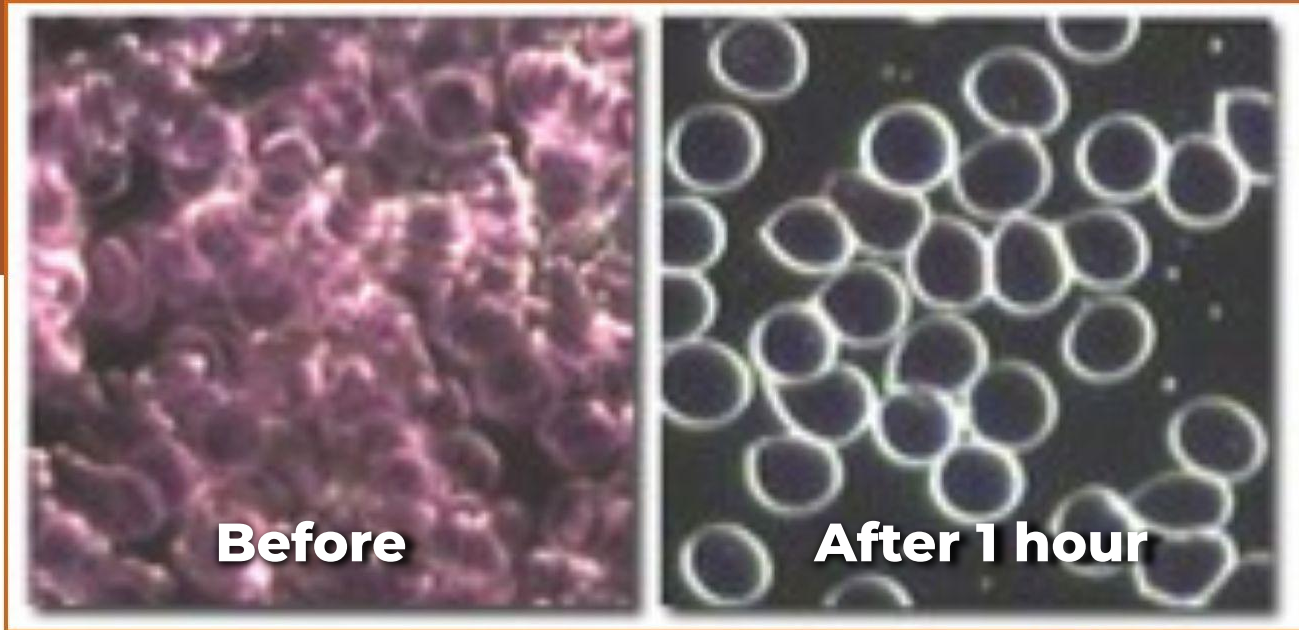
One hour in 8-Unit EESystem, QHM Labs Sedona, AZ



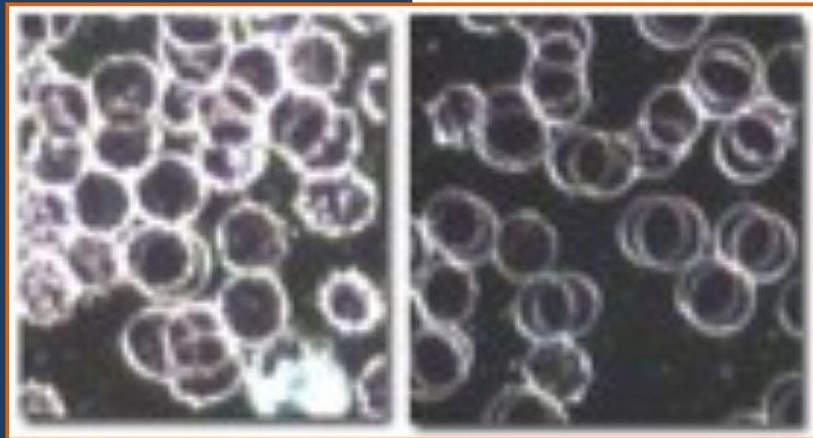
Doctor Diagnosed Bronchitis



**Follow-up visit, Physician found
no trace of Bronchitis**



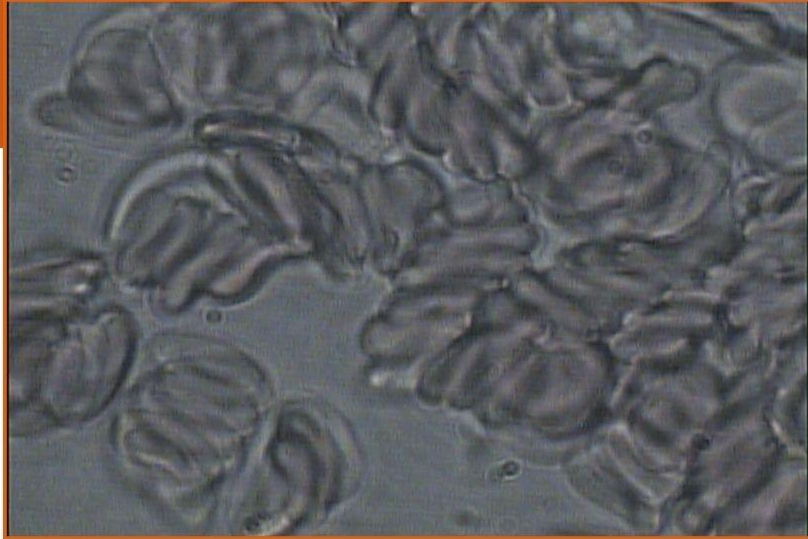
Blood is cleansed
Chylomicrons & triglycerides are cleared
Fibrin patterns improved
Improved Oxygenation
Increased Fluidity & Microcirculation



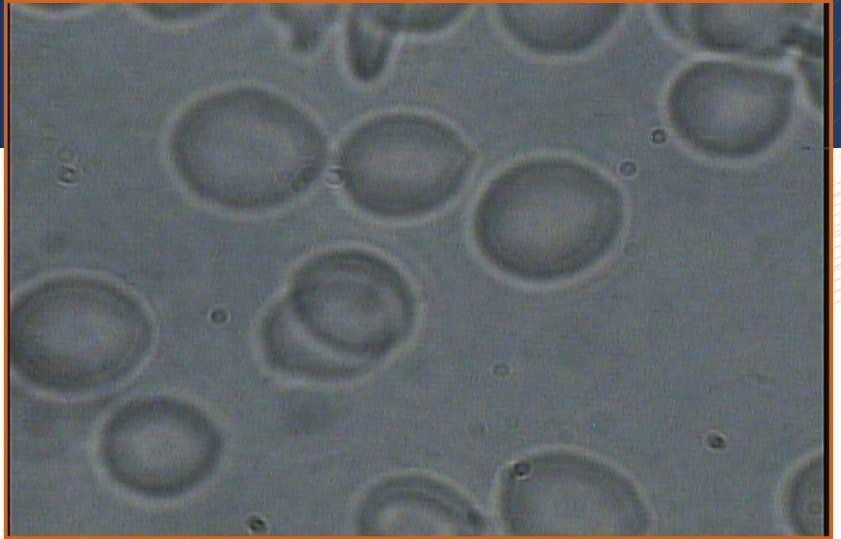
There is a profound and fast effect on the blood. It was observed that 70% of the participant's blood opened from having been stagnated and aggragate. The other 30% showed detoxification."

—Dr. Alvita Soleil,
ODM 36 patient
Microscopy Study
conducted in Hawaii





**Before Bio-scalar Session
3-year old boy with sickle cell**



**After 45min. EES session.
Blood Microscopy taken at
Rejuvenations Center- 3/09**



~ Oncologist Victor Marcial-Vega, MD
Initial 132 Patient Clinical Studies presented
at American Academy of Anti-Aging
Medicine, Radiation Oncology Committee
Meeting

Clinical Results

“People experiencing the EESystem report an increased sense of well being, more energy, better sleep, and pain control. Others have been healed of blindness, diabetes, trauma, cataracts and stress.

This is a powerful energy enhancer that promotes very deep states of ultimate relaxation - if we allow it -from which any and all healing can occur.”

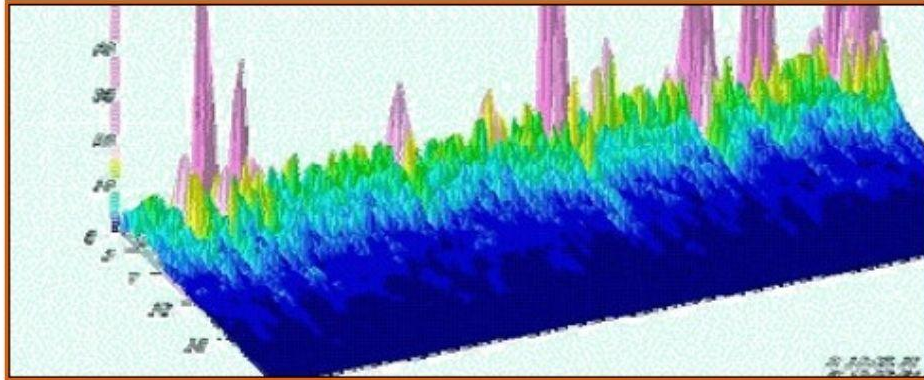


“My patients had stress reduction, easier meditation, better sleep and increased learning. Some reported complete healing of chronic conditions after only ½ hr.

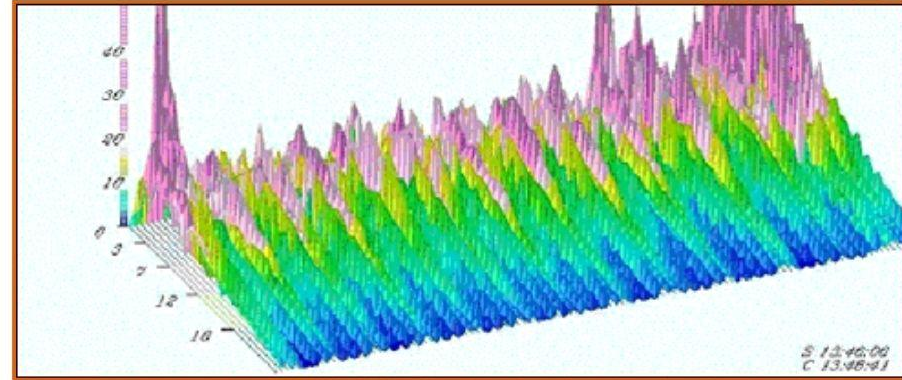
85-90% experienced a deep sense of love, relaxation, expanded awareness, tingling, increased libido, clarity and energy improvement. They came out feeling very happy!”

~ Oncologist Victor Marcial-Vega, MD
132 Patient Clinical Study

Korean EEG Studies

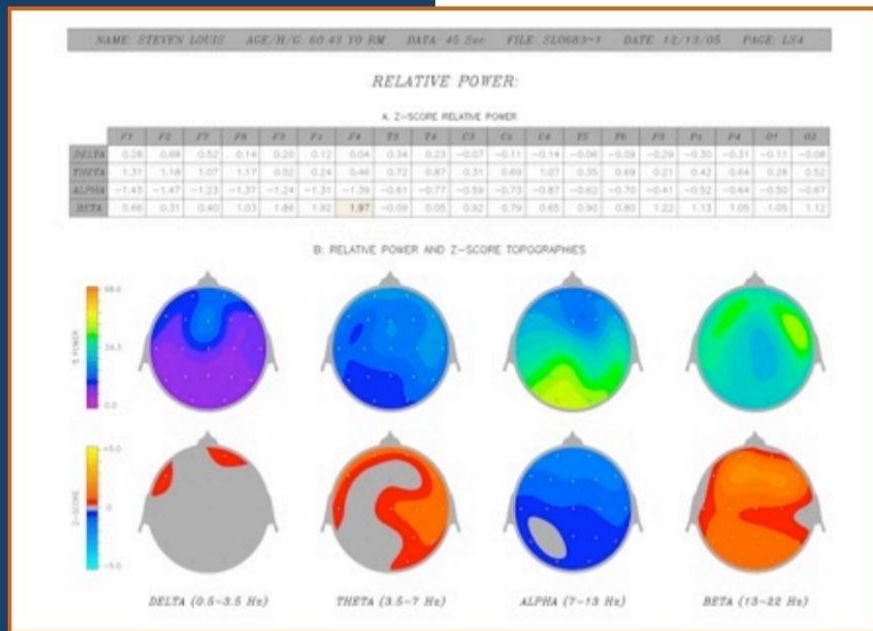


Before



After 10 min in EES

Dr. Nancy White Study



Post 1 after one hour in the EESystem shows a surprising amount of normalizing. The Delta (red) has diminished and become almost entirely normal and the Theta has also diminished and much of the head is in the normal range. The Alpha (all blue) has increased and moved more toward normal as seen in the numerics. Beta has decreased in most areas except frontal.



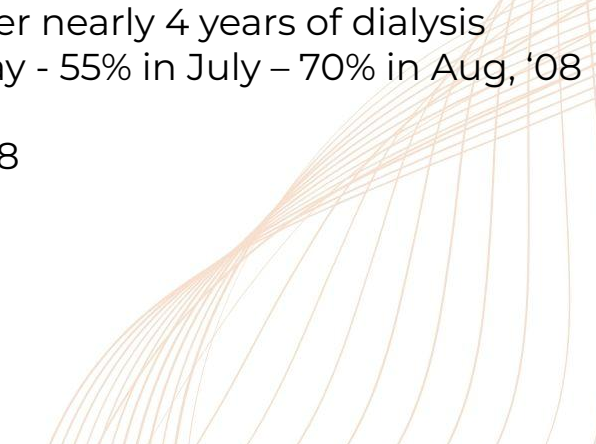
Clinical Studies

G. C. Gerber, MD
Chief of Internal Medicine, Houston
Memorial Hospital System

- Oncology
- Spinal Cord Injury – Neurological Disorders
- End Stage Renal Disease
- Cardiology – ACVD - Lipid Disease
- Diabetes
- Peripheral Artery Disease
- Vision
- Stroke
- Peripheral Neuropathy
- Dementia
- Pain – Wound Healing
- Lymphedema
- Learning Disabilities



Gerber Case Study: End Stage Renal Failure

- Began producing urine after 3rd 1 hour session after nearly 4 years of dialysis
 - Heart Ejection Fraction from 11% in Jan - 43% in May - 55% in July – 70% in Aug, '08
 - Blood glucose reduced from 300-110
 - Blood pressure: 210-250/120-140 averaging at 135/88
 - Triglycerides: 12,000 down to 350
 - Relief of severe angina
 - Dropped 60+ pounds
 - Regained taste, smell, and vision
 - Cardiac cripple to community ambulator
 - Used 8 unit EESystem up to 4 hours per week
- 



“I have consistently seen 100% improvement in the blood of 100% of the cases I have studied before and after use of the Bioscalar Technology”.

-- Dr. Carole Bergeron, after 4 yr research study on effects of 4unit EESystem on motor neuron disease and ALS



Autism / Seizure Disorder Study

Published Sept. 2012, Journal of Neurology Research

- Vaccine damaged girl with 8-10 grand mal seizures per day
- First seizure free day after THIRD ONE-hour session in EESystem.

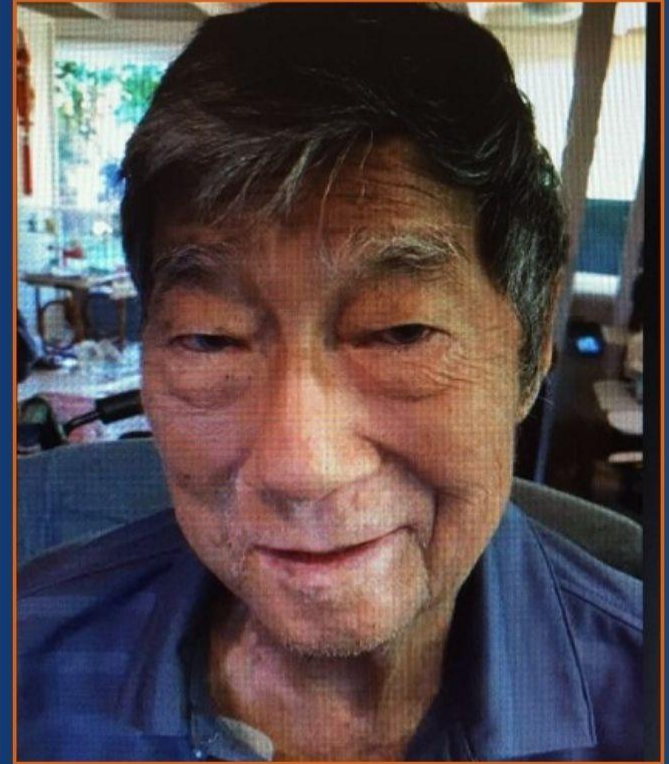
John A. Burns Medical School –
Dr. Rosanne Harrigan, Chair, University of Hawaii
Terry Shintani, MD, JD, MPH



Sent home to hospice then used 8-unit EESystem



Before: April 2019



After: October 2019



244	7/3/1941 (72 y.o.)		
Date 11/9/2012	Location Honolulu	PCP	Insura AARP Medicar

Reason For Visit: New Patient - Cataract, Unspecified OU.

HPI: CC: Blurred Vision, Distance OU. Severity: mild. Pertinent Negatives: No Itching, gradual. Course: decreasing. Activity Affected: watching TV. Activity Affected: cor Oikowski.

Secondary: Posterior Vitreous Detachment (Dr. Otto of RIH) OU. Presbyopia OU. My

Ocular Meds (Initial): None.

Mental Status: Alert and oriented x 3, appropriate mood/affect. **Hx Source:** Patie

PSFH/ROS Updated Date: 11/9/2012

Medical Hx: Noncontributory. **Surgical Hx:** Negative.

Systemic Meds: MULTIVITAMINS.

Allergies: NKDA.

Family Hx: Kidney Disease Note: Brother. **Social Hx:** Marital Status: Single. Smo Alcohol: None. Substance Abuse: None. Occupation: Professional.

ROS: Other: Total of 10+ Systems Reviewed - All Others Noncontributory.

VA OD: sc20/400 cc20/40+ NscJ10 NccJ2 **OS:** sc20/400 cc20/30+ NscJ10 NccJ2

Rx: Wears Progressive

	Sph	Cyl	Axis	Add	Prism1	Base1	Prism2	Base2	BC	Distance	Near
OD	-4.50	-0.75	075	2.50						20/40+	J2
OS	-4.25	-0.50	074	2.50						20/30+	J2

	Chart#	DOB	
	244	7/3/1941 (72 y.o.)	
Date	Location	PCP	Insu
11/27/2013	Honolulu		AARP Medic

Reason For Visit: Routine Eye Exam Established - Cataract, Unspecified OU.

HPI: CC: Blurred Vision, Distance. Since Last Visit: worsening. Severity: mild. Pertin Pain, or Tearing. Duration of Problem: about 1 year. Course: worsening. HPI obtair

Secondary: Epiretinal Membrane OD. Posterior Vitreous Detachment (Dr. Otto of RI

Ocular Meds (Initial): Refresh Optive 1 gtt prn OU.

Mental Status: Alert and oriented x 3, appropriate mood/affect. **Hx Source:** Patie

PSFH/ROS Updated Date: 11/27/2013

Medical Hx: Noncontributory. **Surgical Hx:** Negative.

Systemic Meds: MULTIVITAMINS.

Allergies: NKDA.

Family Hx: Kidney Disease (Brother). **Social Hx:** Marital Status: Single. Smoking Alcohol: None. Substance Abuse: None. Occupation: Professional.

ROS: Ocular: See HPI. Other: Total of 10+ Systems Reviewed - All Others Nonco

VA OD: sc20/60+ cc20/20+

OS: sc20/60+ cc20/20+

IOP: TP

Rx: Wears Progressive

	Sph	Cyl	Axis	Add	Prism1*	Base1	Prism2*	Base2	BC

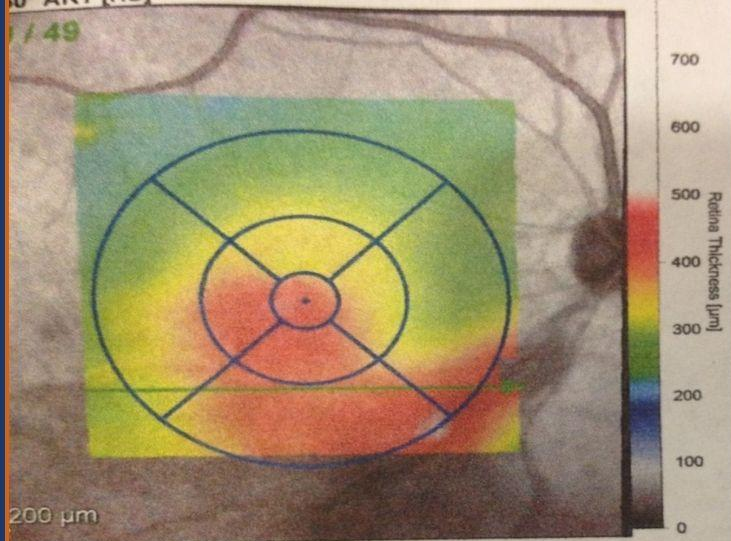




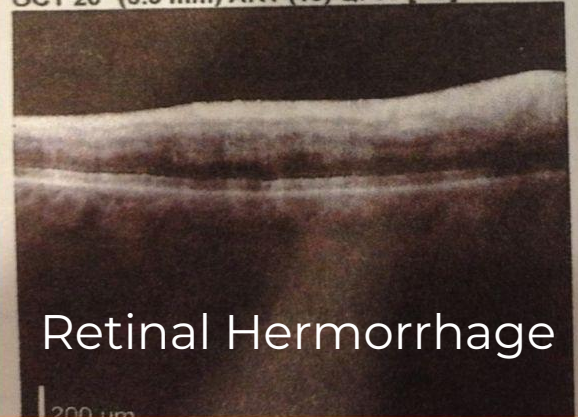
Reference Apr/10/2014

20° ART [HS]

1/49



OCT 20° (6.3 mm) ART (15) Q: 31 [HS]

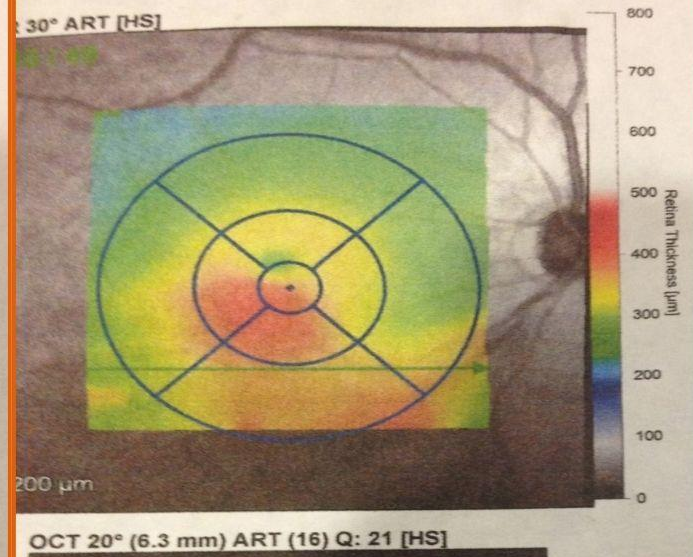


Retinal Hemorrhage

Follow-Up #2 Jun/5/2014

20° ART [HS]

1/49



OCT 20° (6.3 mm) ART (16) Q: 21 [HS]



Version: 5.8.3



“Although the most consistently profound result I have seen has been the extraordinarily rapid post-surgical healing, I have also had many people no longer need their anti-depressants after their first session in the EESystem.

**Results have been quite frankly
miraculous.”**

--Dr. James DeBoer,
Wellness Institute,
Palm Desert, California



Mark Peebler

First of the Energy Enhancement System treatments today. Afterwards, I was able to walk 100 feet, no walker and completely unassisted...





This is the **EEQube** from #EESystem ...set-up in our "Sanctuary-on-wheels". This is the smaller version of the device that has me walking today, extended, without a walker or cane! Just 27 days after my double stroke!

~Dr Dream



US Marine Recon General

- 77 years old;
- After 3 strokes,
- 3rd Degree Burns
- Sent to Hospice
- Total paralysis




BEFORE EESystem

The General - 10 days later



***AFTER 4 hours a day in 12-Unit EESystem**





#NOTJUSTFORHUMANS





EESystem.com

Support@EESystem.com



EESystem.com/legal

- Nothing but facts in the form of a lawsuit.
- Please read the truth not listen to dark propaganda.
- We have been a pillar in the community for decades.
- We are on a mission; it can't be stopped.