

W O R K B O O K



FAST TRACK

PASSIVE INCOME
COURSE

ACCELERATE YOUR
JOURNEY



Your First 90 Days of This Journey....

When you're just getting a business started, it may seem like all you're doing is putting out money and learning. It's supposed to be this way. Every business needs to have a solid foundation in order for it to be long-term and sustainable.

So, don't let the start-up process detour you from your "WHY", meaning WHY you're starting an online business. We get deeper into that in this course.

During your first 90 days of this journey, our goal is to help you establish a portfolio of multiple streams of income. From our experience and success, it's better to have more than one program going at the same time, because you give your customers more options to decide which system is the right fit for them.

For example, one of our valued clients owns a dermatology practice. She wasn't interested in affiliate marketing, but she wanted a course that would walk her through how to create her own offer centered around skincare for women over 40.



So, she decided to go with the course that showed her step by step how to turn her ideas into a digital product, how to create a funnel to build leads and sell her offer, and how to promote that on social media organically without having to pay for costly ads.

Another example of one of our valued clients who is a truck driver, was looking to earn a passive income while he's on the road traveling state to state.



He didn't have his own product, nor did he want to deal with shipping products and inventory. So, he decided to go with several of our affiliate marketing programs that provide the systems already done for him, and he simply promotes those products online using his affiliate links.



Since there's so much opportunity to generate multiple streams of income online, we will be sending you various opportunities via email and some are posted in this course.

Follow the leader. This means, in order to fast track your success online, please don't try to do everything on your own. Most of the work is done for you; provided in these programs and courses.

Be open-minded, keep a positive attitude, and know that you're not alone during this exciting journey. If at any time you feel that having a coach to help you and keep you accountable would best serve you, please don't hesitate to reach out to us.

Module 1: Introduction to Affiliate Marketing

Welcome to the Fast Track Passive Income Course Workbook!
Give yourself a pat on the back for taking a step towards creating a massive, passive income.

This course was created to give you the fast track to making money online. Most courses and programs will have you doing donuts, but this one is a solid plan.

The road will on this journey will get bumpy at times. Business is never a smooth ride, but if you want to achieve success, you must NEVER take your foot off the gas pedal.

Be focused, consistent, and coachable and you will eventually get to the beautiful Land of Success. Remember, every time you push on the brakes or slow down your pace, you're slowing down your results. Only you can decide how fast you want to get to your destination.

Let's go!!!





What is Affiliate Marketing?

In simple terms, affiliate marketing is when a business rewards an affiliate for each customer or sale they bring in through their marketing efforts. An affiliate is someone who promotes a product or service and earns a commission on any resulting sales.

One of the advantages of affiliate marketing is that it allows you to make money online without having to create a product or service yourself. You don't have to worry about customer service, shipping, or other logistics, as those are all handled by the merchant.

This makes affiliate marketing one of the fastest and easiest ways to make money online.

Module 1 Worksheet 1

Introduction to Affiliate Marketing

Affiliate marketing offers an amazing opportunity to make money online with minimal investment and low risk.

This course was designed to equip you with the basic fundamentals that you'll need to start your journey in the world of affiliate marketing.



- First and foremost, a successful journey requires that you have unwavering faith in yourself.
- Secondly, consistency and follow-through are critical to unlocking the door to affiliate marketing success.
- There may be distractions and obstacles along the way, but with determination and focus, you can overcome them all.



Instructions: Although the "fill-in-the-blank concept may seem elementary, it's designed for you to retain what you read and go back to re-read if needed in order to get the answer. You can choose to skip this entirely if preferred and move on to Module 2, but there's a reason for this. You will appreciate the concept. Some of the answers won't be found in the previous text, so it's up to you to put the answers in your own words.

(If you don't see your answers in this workbook, look in the course modules.)


- Read through the provided information on affiliate marketing.
- Fill in the blanks with the missing words to complete each statement. ● Use the context provided to guide your answers.

Define affiliate marketing in your own words.

Affiliate marketing is when a business rewards an _____ for each _____ or sale they bring in through their marketing efforts.

An affiliate is someone who promotes a _____ or _____ and earns a _____ on any resulting sales.

One of the advantages of affiliate marketing is that it allows you to make money online without having to create a _____ or _____ yourself.



Affiliate marketing is considered one of the fastest and easiest ways to make money online because you don't have to worry about customer _____, _____, or other logistics, as those are all handled by the _____.

What qualities or traits are important for a successful journey in affiliate marketing?

A successful journey in affiliate marketing requires _____ and _____.

Why is it crucial to find a quiet and comfortable space to go through the course without distractions?

Distractions can be a _____ to your learning and comprehension.

"The secret of success in life is to be ready for opportunity when it comes." - Benjamin Disraeli

When you're distracted, it can be challenging to focus on the material and to understand how everything _____ together.

Why is it recommended to read through the entire course before implementing the strategies?

By reading through the entire course without any interruptions, and before you start implementing any of the steps, you will be able to pick up on the key _____, identify the important steps you need to take, and understand how everything fits _____.

Module 1 Worksheet 2

Affiliate Marketing Success Strategies

Instructions:

- Review the provided strategies for achieving success in affiliate marketing.
- Fill in the blanks with the missing words to complete each statement.
- Reflect on how these strategies align with your goals and aspirations in affiliate marketing.

What is the main benefit of promoting products or services as an affiliate marketer?

By promoting products or services that have already been proven to sell, you can earn a _____ on each sale you generate without the need to create your own products or services.

As your _____ grows, you can also _____ your efforts and increase your income over time.

The purpose of the affiliate marketing course is to equip you with the basic _____ that you'll need to start your journey in the world of affiliate marketing.

Success in affiliate marketing requires _____ and _____.

To ensure stability, it is important to have a _____ and a solid _____ before implementing the strategies.

One of the biggest mistakes that affiliate marketers make is not _____ what they learn.

Following the steps and taking action on the opportunities provided gives you the best chances of _____ in affiliate marketing.

Being _____ and _____ throughout the journey is crucial for success.

Module 2: Getting Started

Discovering a Company to Partner with as an Affiliate Marketer

Accelerate your journey into the world of affiliate marketing by taking the crucial first step: identifying a company that aligns with your niche and offers an exceptional affiliate program.

Once you discover the perfect match, you can apply as an affiliate and begin promoting their products or services to your audience.

To fast track your affiliate marketing success and unlock the full potential of this lucrative industry, we've thoroughly tested and vetted numerous programs that have proven to deliver outstanding results.

Allow us to share our expert recommendations specifically tailored to the thriving business development industry, which presents a remarkable opportunity for aspiring affiliates like yourself.

Module 2 Worksheet 1

The companies, products, and reasons that I personally and frequently shop with are:

I can see myself promoting _____, because _____.

I can see myself promoting _____, because _____.

STEP 1: Research and familiarize yourself with the concept of affiliate marketing: Affiliate marketing is a type of online marketing where you promote someone else's products or services and earn a commission on any resulting sales. It's important to understand how affiliate marketing works and the different types of programs available.



STEP 2: Identify potential companies in your niche that offer affiliate programs: Start by researching these companies and programs in your niche that offer affiliate programs. Look for companies that have products or services that you believe in and that would be a good fit for your audience.

Company #1 Name:

Website:

Company #2 Name:

Website:

Company #3 Name:

Website:

STEP 3: Create a list of products or services that you would like to promote as an affiliate: Once you have identified your options, make a list of their products or services that you would like to promote. It's important to choose products or services that are relevant to your niche and that your audience would be interested in.



By implementing these steps, you will have a solid foundation to start your affiliate marketing journey.



Module 2 Worksheet 2

STEP 1: Research and familiarize yourself with the concept of affiliate marketing: Affiliate marketing is a type of online marketing where you promote someone else's products or services and earn a commission on any resulting sales. It's important to understand how affiliate marketing works and the different types of programs available.

From my understanding and in my own words, I view affiliate marketing as:

I know that becoming an affiliate marketer can benefit my life in these ways:

STEP 2: Identify potential companies in your niche that offer affiliate programs: Start by researching these companies and programs in your niche that offer affiliate programs.

Look for companies that have products or services that you believe in and that would be a good fit for your audience. We have provided recommendations that are listed above.

My personal interests/hobbies are:

Module 3: Master One Business Model at a Time

Affiliate marketing offers several business models that you can choose from based on your niche and audience. If you're just starting out and don't have an audience, the worksheet in Module 2 should have been helpful in choosing the right audience.

Some of the most popular affiliate marketing business models are:

- **Doing Product Reviews:** You provide detailed reviews of products or services related to your niche. You can highlight their features, benefits, and drawbacks, establish yourself as an authority in your niche, and help your audience make informed purchase decisions.
- **Comparing Websites:** You create a website that compares various products or services in your niche. You then provide detailed information on each product, its features, and how it compares to its competitors. By doing so, you can help your audience find the best product for their needs and earn a commission on any sales as a result
- **Email Marketing:** You build an email list of subscribers interested in your niche and promote affiliate products through email campaigns. By providing valuable content and recommendations, you can build trust with your subscribers and increase the likelihood of them making a purchase.



The fastest and most effective way to build an audience and promote your offer at the same time is to go LIVE!

Going LIVE:

Put your fears aside and muster up the courage to go in front of the camera. You will be surprised how stepping out of your comfort zone can step up your income! Most social media platforms have this feature, and although there may be some prerequisites to enabling this option, it's a great way to connect with those that are seeking what you have to offer.

Module Review and Actionable Steps

>>>>>>>>

- Create social media accounts that are separate from your personal accounts on: Facebook, Instagram, TikTok, Twitter, YouTube, and LinkedIn. These don't have to be business accounts, but we do recommend creating accounts separate from your already existing personal accounts. Also, clean up all personal social media accounts. Always keep in mind that people may want to look into your life and what you're sharing. If what you're sharing isn't aligned with someone that they should trust to lead them to the right products or services, then they may go another direction.
- Begin by conducting thorough research: Take the time to explore and understand the diverse affiliate marketing business models available. Look for reputable sources, such as industry publications, books, online resources, and case studies, to gain insights into different approaches and strategies.

- To identify the business model(s) that fit your niche and audience, start by analyzing your target audience's needs, preferences, and buying behaviors. Conduct market research, collect feedback from your audience, and study your competitors to understand which business models are already successful in your niche.

- Consider factors such as the types of products or services your audience is interested in, their preferred pricing structures, and the level of engagement required. Based on this information, narrow down your options and select the business model(s) that align with your niche and have the potential to resonate with your audience effectively.

- Create a plan to implement the chosen business model. Begin by outlining the specific steps and resources needed for each model. Identify the necessary infrastructure, such as a website, landing pages, or tracking systems, and allocate the required budget and time accordingly. Determine the key milestones and set measurable goals to track progress.

- Additionally, consider creating a timeline with deadlines for each phase of implementation and establish a strategy for promoting and scaling your chosen business model effectively.
- To effectively promote affiliate products using your chosen business model, implement a multi-channel approach. Be omnipresent online by leveraging a combination of channels aligned with your target audience and business model, such as content marketing, social media engagement, email marketing, and paid advertising. Diversifying your promotional efforts across multiple channels maximizes your reach, engages your audience through various touchpoints, and increases the likelihood of driving affiliate product sales.

EXAMPLE:

Based on your research, you decide to implement the product review and comparison website business models. You create a plan to write detailed product reviews for the health and fitness products you identified earlier. Create a website that compares various products in this niche and provides detailed information on each one. Then, promote affiliate products through your reviews and comparison website, using your affiliate links to generate sales.

Track your results and adjust your strategy as needed.

"Success is not in what you have, but who you are." - Bo Bennett

Module 3 Worksheet 1

Social Media Quick Reference Sheet - NEXT PAGE

SOCIAL MEDIA ACCOUNT #1

Social Media Platform: _____ Email: _____
Username: _____ Password: _____

SOCIAL MEDIA ACCOUNT #2

Social Media Platform: _____ Email: _____
Username: _____ Password: _____

SOCIAL MEDIA ACCOUNT #3

Social Media Platform: _____ Email: _____
Username: _____ Password: _____

SOCIAL MEDIA ACCOUNT #4

Social Media Platform: _____ Email: _____
Username: _____ Password: _____

SOCIAL MEDIA ACCOUNT #5

Social Media Platform: _____ Email: _____
Username: _____ Password: _____

SOCIAL MEDIA ACCOUNT #6

Social Media Platform: _____ Email: _____
Username: _____ Password: _____

Module 3 Worksheet 2

Research, Resources, and Identifying My Target Audience

What I learned about researching my niche and audience: _____

The first company that I've chosen to become an affiliate marketer for is:

I chose this company because: _____

The product(s) that I've chosen to promote are:

Product #1 Name: _____ Sales Price: _____
Commission: _____

Product #2 Name: _____ Sales Price: _____
Commission: _____

Product #3 Name: _____ Sales Price: _____
Commission: _____

My main competitors are: _____

The business model that I will master first is: _____

I chose this business model, because: _____

My short term goals (first 6 months) are: _____

When I accomplish these goals, my life will be impacted in these ways:

Module 4: Creating a Website or Blog

To be best prepared for this module, we recommend to create your free account with Systeme.io. [CLICK HERE](#)


Creating a Website or Blog

When it comes to promoting affiliate products effectively, having a platform where you can connect with your audience is crucial. A website or blog is one of the most effective ways to achieve this.

To create a successful website or blog for affiliate marketing, there are a few key tips you should follow.

- Choose a Niche. First, it's essential to choose a niche that you are passionate about and that has a high demand for products or services. You can use tools like Google Trends and keyword research to identify popular niches that align with your interests. There is a downloadable worksheet in Module 3 that will help you with this as well.
- Choose a Domain: Once you have chosen your niche, GoDaddy is a great website to purchase a domain. When creating a domain, it should be no more than 4 words, however 2-3 words are ideal. In addition, your domain should give the customer an idea of your type of business. [Click HERE](#) to purchase a domain from GoDaddy.
- Choose a Platform. Next, you'll need to choose a platform that fits your needs and technical ability. There are several platforms to choose from, such as WordPress, Wix, and Squarespace. Do your research and select the one that best suits your needs. We recommend to use Systeme.io [CLICK HERE](#) to sign up for free.
- Create Valuable Content. Once you've chosen a platform, it's time to start creating content that provides value to your audience and promotes your affiliate products. You can use a variety of content formats, including blog posts, videos, podcasts, and infographics, to engage your audience and increase your chances of making sales. Choose only one and master it first before adding another content creation method.



- 
- Drive Traffic. Finally, to drive traffic to your website, podcast or blog, you'll need to promote it using social media, search engine optimization (SEO), and other marketing techniques. This will help you attract visitors and grow your audience over time, keywords over time. Building a long term, sustainable business takes time.

Module Review and Actionable Steps

- Research and familiarize yourself with the basics of website or blog creation.
- Choose a niche and domain name for your website or blog.
- Choose a platform and hosting provider for your website or blog.
- Create valuable content that promotes your affiliate products.
- Optimize your website or blog for search engines and promote it through social media and other marketing techniques.

Overall....

Overall, by following these actionable steps, you establish a strong online presence, create valuable content, optimize your website for search engines, and effectively promote your affiliate products.

This increases your chances of attracting a relevant audience, driving more traffic to your website, and ultimately maximizing your earnings as an affiliate marketer.

Step by Step Example

- Choose the niche of health and fitness and create a domain name that reflects this
- Purchase a domain.
- Choose Systeme.io as your platform and your hosting provider.
- Create valuable content, such as blog posts, videos, and infographics, that promotes your affiliate products.
- Optimize your website for search engines by using relevant keywords and meta descriptions, and promote it through social media platforms such as Facebook, Instagram, TikTok and Twitter.

You Have options....

The great news is, depending on your commitment to success and financial resources, we have a premium offer that has most of the work done for you.

This will not only save you time, which you cannot create more of, but it will also save you from losing thousands of dollars that you could be missing out on.

"The difference between a successful person and others is not a lack of strength, not a lack of knowledge, but rather a lack of will." - Vince Lombardi

Module 4 Worksheet 1

Content is King - NEXT PAGE

My niche is: _____

The key points as a result of my research are: _____

The domain I purchased is: _____

My Go-Daddy Username Login: _____

Password: _____ Pin# _____

24hr Customer Support Phone# : _____

My Systeme.io Username Login: _____

Password: _____ Package: _____

Main Social Media Platform to Post Content on: _____

Username/Login: _____ Password: _____

My Main Focus for Content Creation: _____

My Favorite Go-To Quotes When Feeling Stressed or Down: _____

My Promise to Myself During This Journey: _____

Module 5: If You're Still Unsure About Choosing the Right Niche and Finding Profitable Products

Affiliate marketing success requires selecting the right niche and products that align with your audience's needs and interests. This could lead you to feeling stuck and like you're in idle mode.

Getting Unstuck and Moving in a Forward Direction Towards Success

When it comes to choosing the right niche, you want to choose a one that is profitable and has a high demand for products or services, but also has low competition from other affiliates.

This could be anything from health and fitness to home decor to personal finance, depending on your interests and expertise.

By promoting products that you are passionate about, you are more likely to attract a loyal following and generate more affiliate income in the long run.

The Truth Is.....

Bad habits can be detrimental to your success. Good habits can propel you towards the life that you've always dreamed of. When you look at extremely successful people, many are hyper focused on their craft. Many are mindful of what they eat, so that they have the mental clarity to make the best decisions and the energy to tackle the day.



Here are some steps you can take that will ensure you are well equipped for this venture and for the rest of your life:

- Many of our clients agree that doing a 1-3 day fast. Please check with your doctor before doing so. There can be tremendous benefits in fasting. This is not medical advice.
- Discontinue media consumption that doesn't pertain to your goals.

Module Review and Actionable Steps

- **Promote What You're Passionate About.** Identify your interests and passions: Make a list of topics that you are passionate about or interested in. This will make it easier to choose a niche that you will enjoy working with.
- **There's NO Shortcut; Do Your Research.** Research niche markets: Use tools like Google Trends, Amazon Best Sellers, and social media to identify popular niche markets. Look for markets that have a high demand for products or services but are not oversaturated with affiliate marketers.
- **Evaluate the Competition.** Once you've identified a potential niche, research the competition to determine if it's a viable option. Use tools like Google, social media, and niche forums to see what other affiliate marketers are doing in the niche.
- **Identify Profitable Products.** Use tools like Amazon Best Sellers, affiliate networks, and niche forums to identify products that are in high demand and have a high profit potential.
- **Choose the Right Products.** Once you've identified profitable products, choose the ones that align with your audience's needs and interests. Consider the quality, price, and commission rate of each product before making a final decision.
- **Replace Bad Habits With Good Habits.** You will be the only reason why you succeed, and the only reason why you fail.

In-Depth Example:

Let's say you're passionate about fitness and nutrition, so you decide to explore that niche further.

To conduct market research, you might start by using Google Trends to see how much interest there is in the fitness and nutrition space.

You might also search for fitness and nutrition-related products on Amazon Best Sellers to see what products are currently popular.

You could also use social media to search for influencers and hashtags related to fitness and nutrition to gauge the level of engagement and interest in those topics.

Next, you might analyze the competition in the fitness and nutrition niche by searching for keywords related to the niche and seeing how many other affiliates are promoting similar products or services.

You could use tools like Google AdWords Keyword Planner to see how many people are searching for specific fitness and nutrition-related keywords and how much competition there is for those keywords.

Based on your research, you might choose to focus on a specific sub-niche within fitness and nutrition, such as weight loss for women over 40 or muscle building for men in their 20s.

"The only limit to our realization of tomorrow will be our doubts of today." - Franklin D. Roosevelt

Module 5 Worksheet 1

Getting Unstuck

If you chose the 3 affiliate programs that were recommended in Modules 4 and 5, then you may go through this worksheet with a breeze.

If you didn't, and you want to research other niches, this worksheet will help you get it all figured out, so that you can move in a forward direction. Feeling stuck is the worst feeling when starting a business.

The programs or products I've decided to promote first are:

This is why we suggest you go with our recommendations first, because most of the work has already been done for you.

Then, once those are mastered, you can have a chance to earn affiliate marketing commissions while you're researching your desired niches.

What's holding me back from making progress is:

I'm feeling stuck in these areas right now:

The things I need to do to get moving in a forward direction are:

My WHY(s) (what's going to keep me pushing) are:



My skills and characteristics that will help me succeed in this journey are:

Module 5 Worksheet 2 Getting Unstuck (next page)



What I need to change in my daily habits in order to succeed:

My daily food consumption includes:

I exercise _____ times per week for _____ minutes or hours.

I usually spend _____ minutes or hours scrolling through social media content that is not helping me make progress.

If I commit 100% to my success, which includes having mental clarity by eating nutritional food and exercising, I imagine my life would be:

If I had more energy I could accomplish: _____

What I dream that my ideal life (finances, personal relationships, health) would be: _____

The first thing I'm committed to changing, so that I have the best chance of succeeding is (and why): _____



Module 6: Choosing the Right Theme For Your Website

Important - Please don't disregard this....

Your website's theme is the first thing visitors will see when they land on your site, so it's crucial to choose a visually appealing, responsive, and conversion-optimized theme.

A theme that is visually appealing can capture visitors' attention and create a positive impression, while a responsive theme ensures that your site looks great on any device.

Additionally, a conversion-optimized theme can help increase the likelihood of visitors taking action on your site, such as clicking on affiliate links or signing up for your email list.

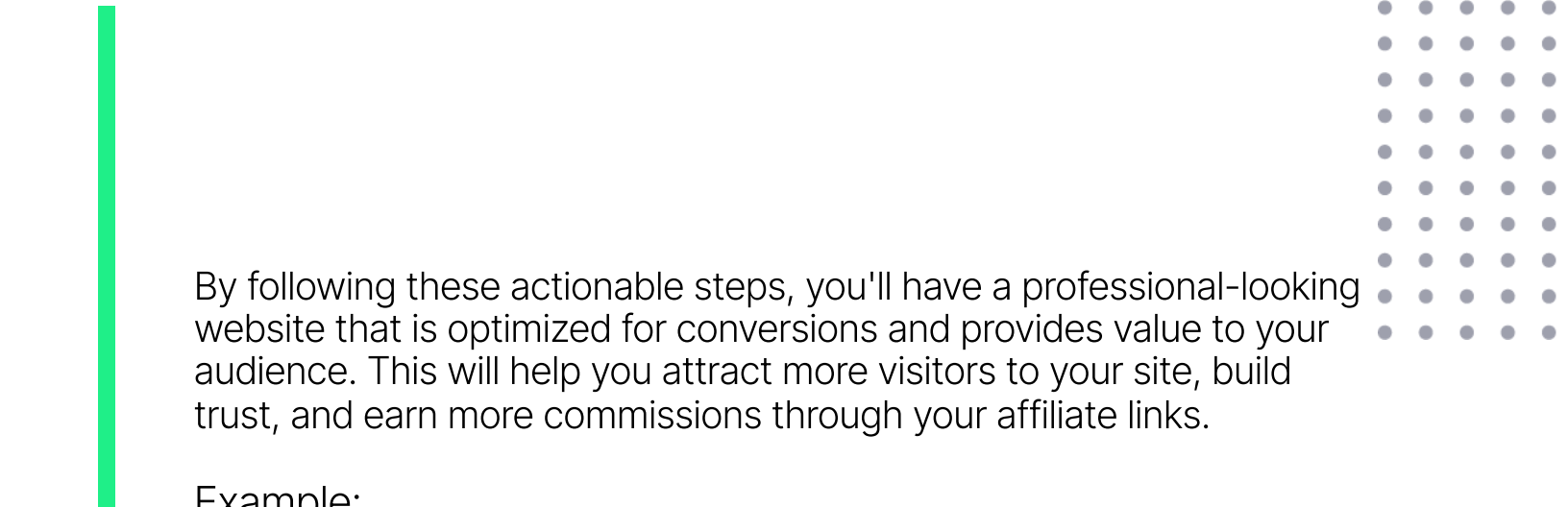
Creating pages are essential components of any website. Pages provide visitors with specific important information about your site and establishes credibility.

An effective "About" page can help visitors understand who you are and what your site is about, while a "Contact" page makes it easy for visitors to get in touch with you.

To create engaging pages, it's important to use clear and concise language, and to organize your content in a way that makes it easy for visitors to navigate and find what they're looking for.

Actionable Steps

- Choose a Theme: Select one that aligns with your niche and brand.
- Create Pages For Your Website: Such as an About page, a Contact page, and a Blog page.



By following these actionable steps, you'll have a professional-looking website that is optimized for conversions and provides value to your audience. This will help you attract more visitors to your site, build trust, and earn more commissions through your affiliate links.

Example:

Let's say you're an affiliate marketer in the beauty industry, and you're creating a website to promote beauty products.

First, you would choose a theme that is visually appealing and optimized for conversions.

You might choose a theme like Divi, Astra, or GeneratePress that has a clean, modern design and features that make it easy for visitors to navigate your site and find what they're looking for.

Next, you would create pages for your website, such as an About page, a Contact page, and a Blog page.

The About page would introduce yourself and your website to visitors, while the Contact page would allow them to get in touch with you if they have any questions or feedback.

The Blog page would be where you post content like product reviews, tutorials, and other helpful information for your audience.

"Success is not the absence of failure; it's the persistence through failure." - Aisha Tyler

Module 6 Worksheet 1

Choosing a Theme & Creating Website Pages -NEXT PAGE

The top three themes I like are:

1. _____

2. _____

3. _____

What I Will Say on My About Page:

The Email I Created For My Con Page is:

Other Information I Will Put on My Contact Page is:

The Headline I Will Put on My Blog Page is:



The Schedule I've Committed to Post on My Blog Page is (consistent days and times):

Some of the Subjects of My Blogs Will Be: _____

Module 7: Creating Content That Converts

Know Your Audience...

When it comes to creating content that converts in affiliate marketing, there are a few key things to keep in mind.

- What are their pain points?
- What are they looking for in a product or service?
- Another important consideration is the format of your content. Depending on your audience and the product or service you're promoting, you might find that videos, blog posts, social media posts, email newsletters, or a combination of formats work best.

Actionable Steps >>>>>



- When creating your content, be sure to focus on the benefits of the product or service you're promoting, rather than just its features. Highlight how it can solve your audience's problems and make their lives easier
- You should also use persuasive language that encourages your audience to take action. This can include using strong verbs, creating a sense of urgency, and addressing objections.
- Always include a call to action in your content that encourages your audience to take the next step, such as clicking on a link to purchase the product or signing up for a free trial. This can help increase conversions and ultimately drive more revenue from your affiliate marketing efforts.



By following these actionable steps you can optimize your content and improve your success as an affiliate marketer. When you create high-quality content that resonates with your audience and drives conversions, you can increase your earnings and build a loyal following.

Remember, the key is to provide value and always keep your audience's needs in mind.

Example:

Let's say you are an affiliate marketer in the health and wellness industry and you want to promote a line of natural supplements that improve energy levels.

To conduct market research, you might conduct online surveys and analyze relevant forums and social media groups to understand your audience's needs and interests.

Based on your research, you might find that your audience is interested in natural ways to boost energy levels and save money on healthcare costs.

Next, you would choose the right format(s) to promote the natural supplements, such as creating a combination of blog posts, social media posts, and videos, depending on what your audience prefers.

To focus on the benefits, you might emphasize how the supplements can improve energy levels, reduce fatigue, and improve overall health, rather than just listing the ingredients or features.

Using persuasive language, you could create a sense of urgency by highlighting the limited availability of the supplements or the exclusive discount for a limited time.

Address any objections your audience might have by discussing any concerns they may have about the safety or effectiveness of the supplements.



Finally, include a clear and easy-to-follow call to action in your content that encourages your audience to click on a link to learn more or make a purchase of the natural supplements.

"Social media is not a media. The key is to listen, engage, and build relationships." - David Alston

Module 7 Worksheet 1

Creating Content That Converts

The First Format I've Chosen to Promote on is (blog, website, podcast):

The First 1-3 Products That I've Chosen to Promote Are:

1. _____
2. _____
3. _____

My Target Audience's Pain Points For Product #1 Are:


1. _____
2. _____
3. _____

Product #1 Will Solve My Audience's Pain Points By:

1. _____
2. _____
3. _____

My Target Audience's Pain Points For Product #2 Are:





1. _____
2. _____
3. _____

Product #2 Will Solve My Audience's Pain Points By:

1. _____
2. _____
3. _____

My Target Audience's Pain Points For Product #3 Are:

1. _____
2. _____
3. _____

Product #3 Will Solve My Audience's Pain Points By:

1. _____
2. _____
3. _____

Module 7 Worksheet 2

Creating Content That Converts- NEXT PAGE

The content format/platform I've decided (blog, website, etc):

Top Call-To-Actions for product #1 that I will use are:

1. _____
2. _____
3. _____
4. _____
5. _____

Top Call-To-Actions for product #2 that I will use are:

1. _____
2. _____
3. _____
4. _____
5. _____

Top Call-To-Actions for product #3 that I will use are:

1. _____
2. _____
3. _____
4. _____
5. _____

The keywords and persuasive language that I will consistently use in my content are:

Some helpful websites or apps that I've found for content creation tools are:

1. _____
2. _____
3. _____



Module 8: Establishing Yourself as an Authority

Position Yourself as an Expert and Trusted Figure in Your Niche

To be successful in affiliate marketing, you need to establish yourself as an authority in your niche and build trust with your audience, and creating high-quality content is key to achieving this.

By providing valuable content that solves your audience's problems or answers their questions, you'll be able to gain their trust and credibility.

These are must-do's to establish yourself as a trusted source in your niche:

- **Adding Affiliate Links:** Do this on every piece of content. It is crucial for earning a commission on any resulting sales. It's important to place them strategically throughout your content in a way that feels natural and not spammy.
- **Be Transparent and Genuine:** Build trust with your audience by being honest and transparent about your affiliations. Disclose your affiliate relationships and clearly explain how they benefit your audience.
- **Establishing an Email List:** This can be particularly effective because it allows you to stay in touch with your audience and promote your content and affiliate offers directly to their inbox.

In summary, creating high-quality content, strategically adding affiliate links, and promoting your website effectively are all important components of successful affiliate marketing.

Actionable Steps:

By consistently providing value to your audience and experimenting with different promotion strategies, you can build a profitable affiliate marketing business over time.

- **Creating Content:** Create high-quality content that is relevant to your niche and provides value to your audience. This could include blog posts, product reviews, or how-to guides.
- **Adding Affiliate Links:** Add affiliate links to your content to promote products or services and earn commissions on resulting sales.
- **Promoting Your Website:** Promote your website through social media, email marketing, and other marketing channels to attract traffic and grow your audience. Building a website is an essential step in affiliate marketing.

Example>>>>



Let's say you have a blog that focuses on vegan food and lifestyle.

To start, you would create high-quality content that is relevant to your niche and provides value to your audience.

This could include blog posts about vegan recipes, nutrition, or ethical fashion.

Next, you would add affiliate links strategically throughout your content to promote products or services that align with your niche and audience.

For example, you could promote vegan cookbooks, kitchen tools, or supplements.

To promote your website and attract traffic, you could use social media marketing and email marketing. For social media, you could create a Facebook page or Instagram account to share your content and engage with your audience.

For email marketing, you could build an email list and send out a weekly newsletter with your latest blog posts and affiliate offers.



Your blog serves as a hub for your affiliate marketing business.

By consistently creating high-quality content, adding affiliate links, and promoting your website through various channels, you can build a loyal following and earn commissions on resulting sales.

Imagine you have a blog called "Vegan Kitchen" and you write a blog post about "10 Easy Vegan Recipes for Beginners".

In this blog post, you strategically add affiliate links to a vegan cookbook, a set of kitchen utensils, and a plant-based protein supplement that you use and recommend.

You also share the blog post on your Facebook page and send it out to your email list.

As a result, some of your audience members click on the affiliate links and make a purchase, earning you a commission.

Over time, as you continue to create valuable content and build your audience, you can increase your earnings and grow your affiliate marketing business.

"The only place where success comes before work is in the dictionary." - Vidal Sassoon

Module 8 Worksheet 1



Establishing Yourself as an Authority and Trusted Figure

Methods I'm going to use to establish myself as an authority in my niche are:

1. _____
2. _____
3. _____
4. _____
5. _____

Methods I'm going to use to build trust are:

1. _____
2. _____
3. _____
4. _____
5. _____

My affiliate links are:

1. _____
2. _____
3. _____
4. _____
5. _____
6. _____
7. _____
8. _____
9. _____
10. _____

My first content strategy is: _____

I'm excited about my progress so far, because:



Module 9: Building an Email List

Building an email list is another crucial step in affiliate marketing.

This involves collecting email addresses from your audience and using them to stay in touch with your subscribers and promote your content and offers.

To build an email list, you can use a variety of strategies, such as offering a lead magnet or freebie in exchange for an email address, hosting webinars or events, or running social media ads.

- Once you have built a list of subscribers, you can use email marketing to nurture your relationship with your audience, promote your affiliate offers, and drive traffic to your website. In earlier chapters, we suggested the efficient system utilized by our company: [Systeme.io](#) Take a proactive step and [CLICK HERE](#) to create your free Systeme. io account.

Throughout your affiliate marketing journey, your success hinges on your capacity to acquire and apply knowledge effectively. Merely possessing knowledge is insufficient to generate commissions.

Actionable Steps (next page)

- Create a lead magnet, such as an ebook, a white paper, or a free course, that provides value to your potential subscribers. [CLICK HERE](#) to get our #1 recommended software for your ebook.
- Use a landing page with a clear call to action to encourage visitors to sign up for your email list. Our top recommendation is [Systeme.io](#)
- Use a reputable email marketing service, such as [Systeme.io](#) to manage and automate your email campaigns.

"The future depends on what you do today." - Mahatma Gandhi

Module 9 Worksheet 1

Creating an Ebook

My Designrr login email: _____ Password: _____

The subject of my ebook is: _____

The title of my ebook is: _____

My ebook has _____ chapters. (# of chapters) (recommended 3 minimum)

Chapter #1 outline: _____

Chapter #2 outline:

Chapter #3 outline:

My plan on how to promote my ebook:

Module 9 Worksheet 2

Important Resources

My Designrr email login:

Designrr Password:

Affiliate Link (Designrr Offers an Affiliate Program that uses Thrive as their Payment Gateway):

ThriveCart email login (Payment Gateway):

Thrive

Password: _____

(Designrr Requires a PayPal account in order to receive commissions)

PayPal email login:

PayPal password:

My Systeme.io email login: _____

Password: _____

Systeme.io Affiliate Link:

Module 10: Creating an Effective Call to Action

Clear and Compelling Statements...

When it comes to affiliate marketing, there are several effective ways to increase clicks on your affiliate links and ultimately drive more sales.

One of these methods is to write effective call-to-actions (CTA) that encourage your audience to take action.

This means creating clear and compelling statements that tell your audience exactly what to do next, such as "Click here to learn more" or "Buy now and save."

Here are some tips to follow for the best CTA framework and click-thru:

- By using action-oriented language and emphasizing the benefits of the product, you can motivate your audience to click on your affiliate links and make a purchase.
- Another way to increase conversions is to create custom landing pages for your affiliate products. This means designing pages that are tailored to the specific product you're promoting and highlighting its unique features and benefits. By doing this, you can provide your audience with more information about the product and make it easier for them to make a purchase.

Additionally, custom landing pages can help you build credibility and establish trust with your audience, which can lead to more sales in the long run.

- Lastly, using pop-ups and banners on your website is another effective way to promote your affiliate products and encourage clicks. By placing these ads strategically on your website, such as on the sidebar or at the end of a blog post, you can grab your audience's attention and encourage them to click on your affiliate links.

- If you find that creating landing pages is a difficult task for you, you're not alone. Many people prefer to outsource these time-consuming projects. We use the services of [Fiverr](#) for all of our web-based projects. We do however, have one specific teach team that we use on a consistent basis. They are fast, and effective, and extremely affordable. The first step towards saving time and money on projects such as email campaigns, building websites, landing pages, and more, is to create your FREE Fiverr account, by [CLICKING HERE](#).

Although we're confident that there are many talented people on Fiverr's platform, we highly recommend one specific team. The best part is, they specialize in the [Systeme.io platform](#). So, if you also created your account with [Systeme.io](#), you're on your way to a well-oiled, smooth running machine!

Once you have created accounts with [Systeme.io](#) and [Fiverr](#), please send us an email with the subject line, "Fiverr Recommendation Please", and we will be more than happy to refer this FIVE STAR rated team. You can reach our team directly at: info@money247365.com

By finding the right balance between promoting your affiliate products and providing value to your audience, you can effectively use pop-ups and banners to increase conversions and maximize your earnings.

Module Review and Actionable Steps:

- **Writing Effective Call-to-Actions:** Craft compelling call-to-actions that persuade your audience to click on your affiliate links and complete a purchase. Use action-oriented language that highlights the benefits of the product or service and creates a sense of urgency.



- **Creating Custom Landing Pages:** Develop dedicated landing pages that showcase your affiliate products in a way that appeals to your audience. Highlight the unique features and benefits of the product, and include persuasive copy, high-quality images, and customer reviews to increase conversions.
- **Using Pop-Ups and Banners:** Utilize pop-ups and banners strategically on your website to promote your affiliate products and encourage clicks. Ensure they are eye-catching and relevant to the page content, and use clear and concise language to convey the benefits of the product or service.

CTA's, Landing Pages, Pop-ups and Banners

By following the actionable steps of writing effective CTA's, creating custom landing pages, using pop-ups and banners, this can help increase your affiliate earnings by encouraging clicks and highlighting the unique features and benefits of the products you're promoting.

Implementing these strategies can create a more compelling and effective affiliate marketing campaign.



Example:

Let's say you're an affiliate marketer in the gaming industry. You could use a call-to-action like "Get the ultimate gaming experience now!" to encourage your audience to make a purchase.

Highlight the unique features and benefits of the product, and include persuasive copy, high-quality images, and customer reviews to increase conversions.

You could create a landing page that showcases the latest gaming laptop and highlights its powerful graphics card, fast processor, and long battery life.

To further promote your affiliate gaming products, you can use pop-ups and banners on your website. You should ensure they are eye-catching and relevant to the page content, and use clear and concise language to convey the benefits of the product or service.

For example, you could use a pop-up that appears when someone visits your website that offers a discount code for a new gaming keyboard.

"Success is walking from failure to failure with no loss of enthusiasm."
- Winston Churchill

Module 10 Worksheet 1 Call to Actions

The top 10 Call to Actions (CTA) for my affiliate promotions are:

1. _____

2. _____

3. _____

4. _____

5. _____

6. _____

7. _____

8. _____

9. _____

10. _____



(Use these CTA's consistently. It is not necessary to have more than 10 call to actions. It's recommended to post 3-5 times per day on social media, therefore these CTA's can be alternated every 2-3 days. It's important to be consistent in your marketing plan, especially posting online multiple times daily. If you miss a day, there may be an interruption in the algorithms that could greatly affect your views and clicks. You can also use Chatgpt for ideas.)

NOTES:

Module 10 Worksheet 2

Landing Pages, Pop-ups and Banners

The system I'm using to create my landing pages is (Systeme.io is recommended):

Login Username: _____

Password: _____

The product(s) that I will be promoting on this landing page is/are:

1. _____
2. _____
3. _____

My landing page headline:


My landing page outline:

The website platform I'm using to create my photos, pop-ups, and banners is:

Login Username: _____

Password: _____

Tech Team Referral: _____





Landing Page Colors, Hook, Freebie, etc:

1. _____

2. _____

3. _____

4. _____

5. _____

NOTES: _____

Module 11: Collaborating With Influencers

Creating a Successful Influencer Marketing Campaign

Influencer marketing can be a powerful way to reach a wider audience and build credibility as an affiliate marketer.

To collaborate with influencers, you first need to identify those who have a strong following in your niche and align with your brand values.

Then, you can reach out to them and propose a collaboration, such as a sponsored post, a product review, or a social media shoutout.

When working with influencers, it's important to ensure that their content aligns with your brand messaging and that they disclose their sponsored relationship with you.

Hosting Giveaways and Contests:

- Hosting giveaways and contests can be an effective way to incentivize engagement and grow your following as an affiliate marketer.
- To host a giveaway or contest, you first need to decide on a prize that your audience will find valuable and relevant to your niche. Ideally, it should be something you can refer others to that will see the contest or giveaway that you can earn commissions on.
- Then, you can promote the giveaway or contest through your website, email list, and social media channels. Make sure to set clear rules and guidelines, such as how to enter, the deadline, and how the winner will be chosen.
- When the giveaway or contest is over, make sure to announce the winner publicly and thank all participants for their engagement.

Actionable Steps:

- **Collaborating with Influencers:** Collaborate with influencers in your niche to reach a wider audience and build credibility.
- **Hosting Giveaways and Contests:** Host giveaways and contests to incentivize engagement and grow your following.



Example:

Let's say you're an affiliate marketer in the sports equipment industry, and you want to create engaging content that resonates with your audience and encourages them to share and interact with it.

One way to do this is by creating informative and entertaining blog posts, videos, or social media posts about the latest trends and products in the industry.

For example, you can write about the benefits of using a certain type of running shoe or the top ten must-have equipment for your home gym.

To make your content more engaging, you can use eye-catching visuals, such as photos or videos, and add a call-to-action at the end of each post, asking your audience to comment or share their own experiences.

Another strategy you can use to reach a wider audience and build credibility is collaborating with influencers in your niche. Find popular social media personalities or bloggers in the sports equipment industry who share your target audience and reach out to them for collaboration opportunities.

For example, you can invite an influencer to review your product or feature your brand in one of their posts or videos. By doing so, you can leverage their followers and build trust and authority in your niche.

Lastly, to incentivize engagement and grow your following, consider hosting giveaways and contests. You can offer free sports equipment, training sessions, or other related prizes in exchange for social media shares, comments, or email sign-ups.

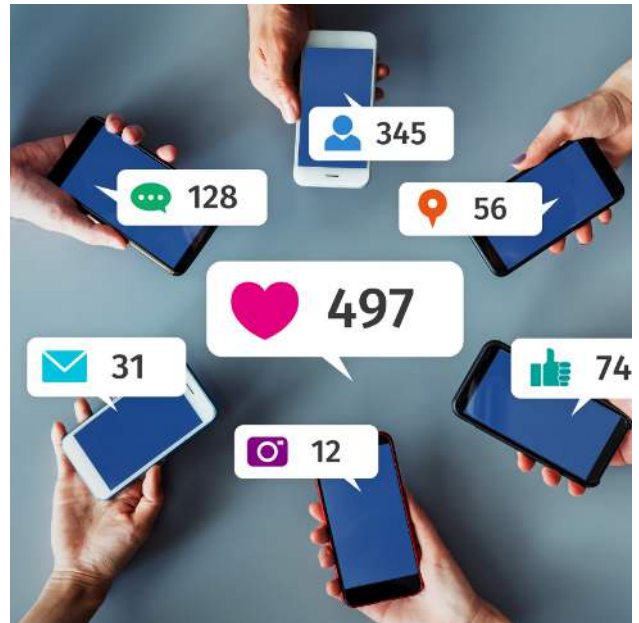
This strategy not only helps you increase your reach and engagement but also builds loyalty and trust with your audience. Just make sure to follow the platform's guidelines and rules for running giveaways and contests.

"The only way to win is to play." - Unknown

Module 11 Worksheet 1

Influencers, Contests, and Giveaways

The top 5 influencers in my niche on Instagram that I want to collaborate with are: >>>>>



1.

2.

3.

4.

5.



The top 5 influencers in my niche on Facebook that I want to collaborate with are:

1. _____
2. _____
3. _____
4. _____
5. _____

The top 5 influencers in my niche on TikTok that I want to collaborate with are:

1. _____
2. _____
3. _____
4. _____
5. _____

Contests and Giveaway Ideas:

1. _____
2. _____
3. _____
4. _____
5. _____

Module 12: Affiliate Mastery Fast Track Course Review

- Choose a Domain: Once you have chosen your niche, you can purchase a domain from GoDaddy. [CLICK HERE](#)
- Choose a Platform. Next, you'll need to choose a platform that fits your needs and technical ability. We recommend to use [Systeme.io](#) [CLICK HERE](#)
- Create a lead magnet, such as an ebook, a white paper, or a free course, that provides value to your potential subscribers. [CLICK HERE](#) to get our #1 recommendation, DESIGNRR to create your ebook.
- The first step towards saving time and money on projects such as email campaigns, building websites, landing pages, and more, is to create your FREE Fiverr account: [CLICK HERE](#).

YOU'RE ON THE FAST TRACK!

TAKE
ACTION

KEEP THE MOMENTUM GOING!
