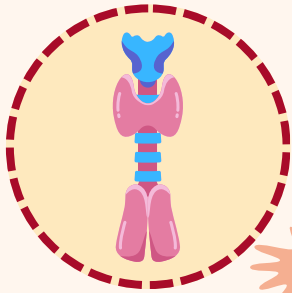
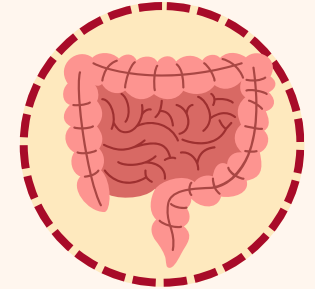


Human Biology



Busy Book For Kids

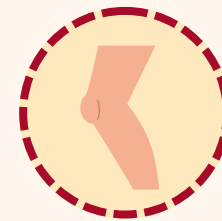
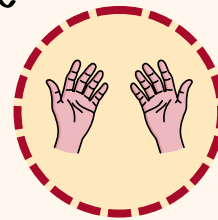

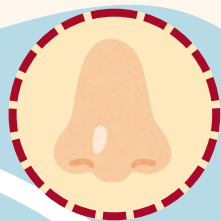
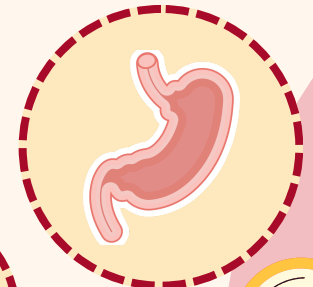
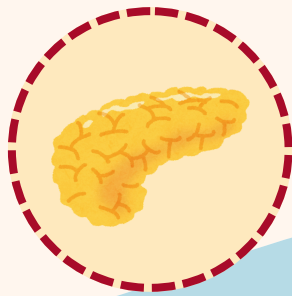
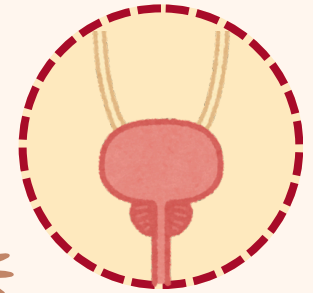


Table of



Contents




My Body Parts	2
Activity 1: Name Me	3
Activity 2: Circle Me.....	5
Activity 3: Complete Me.....	7
Activity 4: Match Me.....	9
Activity 5: Draw Me.....	11
My Five Senses.....	12
Activity 6: Match the Sense.....	13
Activity 7: Which Sense?.....	15
Activity 8: Sound or No Sound?.....	17
Activity 9: Smells Good or Bad?.....	19
Activity 10: Tasty Test.....	21
Activity 11: Feel It.....	22
Activity 12: My Favorite Sense.....	24
Activity 13: Sense Sorting.....	25
Inside my Body.....	27
Activity 14: Map Me.....	28
Activity 15: Match Me.....	30
Activity 16: Count Me.....	32
Activity 17: Word Me.....	35
Activity 18: Pick Me.....	45
Activity 19: Mark Me.....	46
Activity 20: Maze Me.....	47

Certificate of Completion

Free Stickers

my BODY PARTS





Cut the body part name then put it to the right place on page 5.

NOSE

SHOULDER

TOE

MOUTH

ARM

FACE

EYES

TOOTH

LEG

HAND

FOOT

CHEST

NECK

EYEBROW

TONGUE

KNEE

FOREHEAD

HAIR

EAR

FINGER





Name Me







Circle Me

Directions: Look at the picture and circle the correct word.

Example:




Nose
Ear




Eye
Nose



Hair
Mouth




Tooth
Eyes



Hand
Neck



Foot
Chest



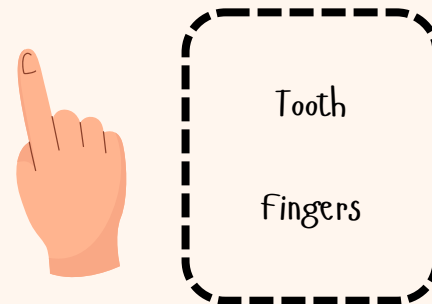
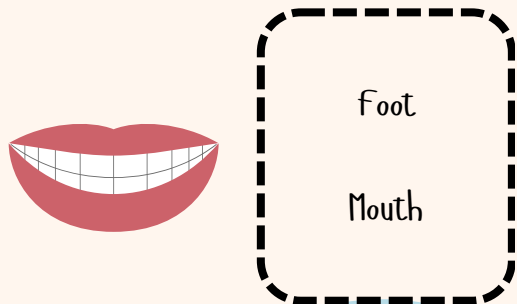
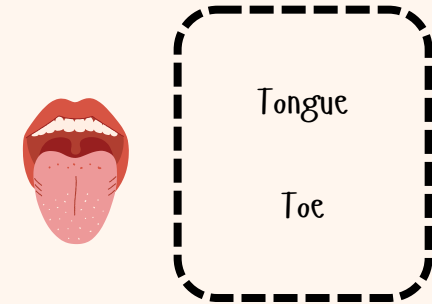
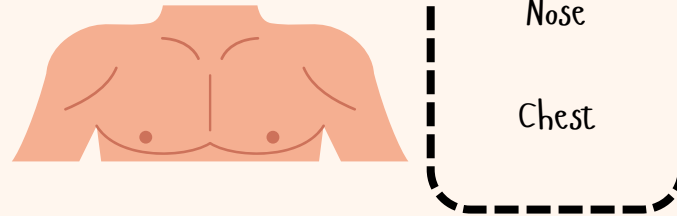
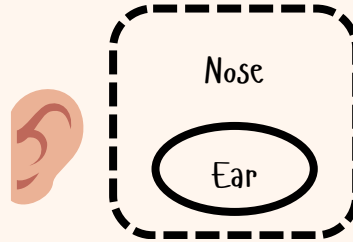
Knee
Fingers



Circle Me

Directions: Look at the picture and circle the correct word.

Example:

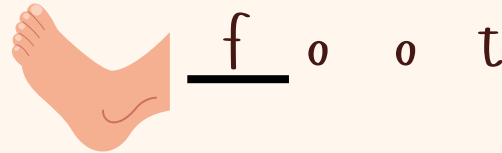




Complete Me

Directions: Complete the word by filling up the correct letter.

Example:



n _ _ s e



k n e _ _



c h e _ _ t



e y _ _ s



e a _ _



_ _ i n g e r



h _ _ i r



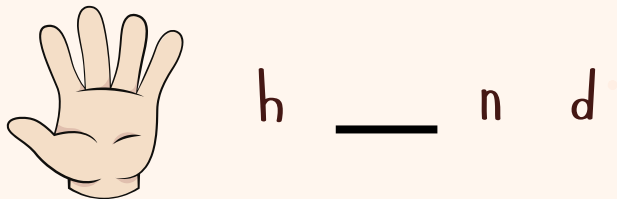
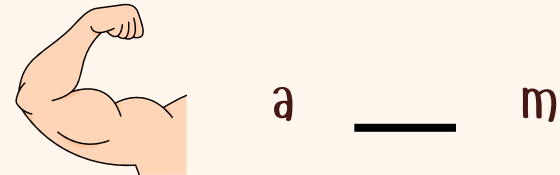

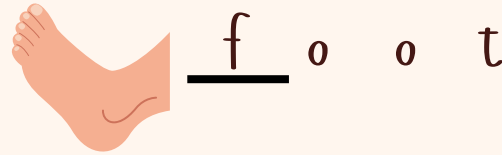
t o n g _ _ e



Complete Me

Directions: Complete the word by filling up the correct letter.





Example:





Match Me


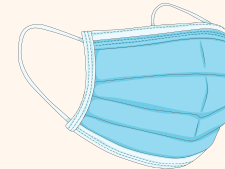

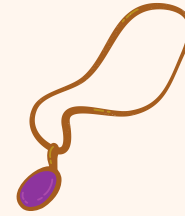
Directions: Match each body part with its corresponding accessory or items.





Match Me



Directions: Match each body part with its corresponding accessory or items.





Draw Me

Directions: Draw the parts of the face.



my
FIVE SENSES


EYE
"help us see things"

EAR
"help us hear sounds"

TONGUE
"help us taste yummy food"

NOSE
"help us smell scents"

HAND and SKIN
"help us touch and feel something"





Match the Sense

Directions: Draw a line to match the picture to the correct body part.





Match the Sense































Directions: Draw a line to match the picture to the correct body part.





Which Sense?

Directions: Circle the body part you use.

1. To see the dance.  →     
2. To hear a song.  →     
3. To smell a flower.  →     
4. To taste an ice cream.  →     
5. To feel a soft teddy bear.  →     



Which Sense?

Directions: Circle the body part you use.

1. To taste a juice.



2. To smell a sweaty shirt



3. To feel a hard gold bar.



4. To hear a violin.







5. To see a pretty woman.





Sound or No Sound?



Directions: Color the pictures that make sound.





Sound or No Sound?

Directions: Color the pictures that don't make a sound.










Smells Good or Bad?

Directions: Draw a 😊 face if it smells good, and a 😞 face if it smells bad.



1.  =
2.  =
3.  =
4.  =
5.  =



Smells Good or Bad?

Directions: Draw a 😊 face if it smells good, and a 😞 face if it smells bad.

1.  =
2.  =
3.  =
4.  =
5.  =



Tasty Test

Directions: Draw a picture of foods that match it taste.



TASTE

FOOD EXAMPLE

Sweet

Sour

Salty


Bitter



Feel It

Directions: Match the object to how it feels.

OBJECT



HOW IT FEELS



Cold



Rough



Warm



Hard



Soft



Feel It

Directions: Match the object to how it feels.

OBJECT



HOW IT FEELS



Cold



Rough



Hot



Hard



Soft



My Favorite Sense

Directions: Draw yourself using your favorite sense!



I love to use my


to

.



Sense Sorting

Directions: Cut and paste the pictures on page 22 into the right group.





Sense Sorting



SEE

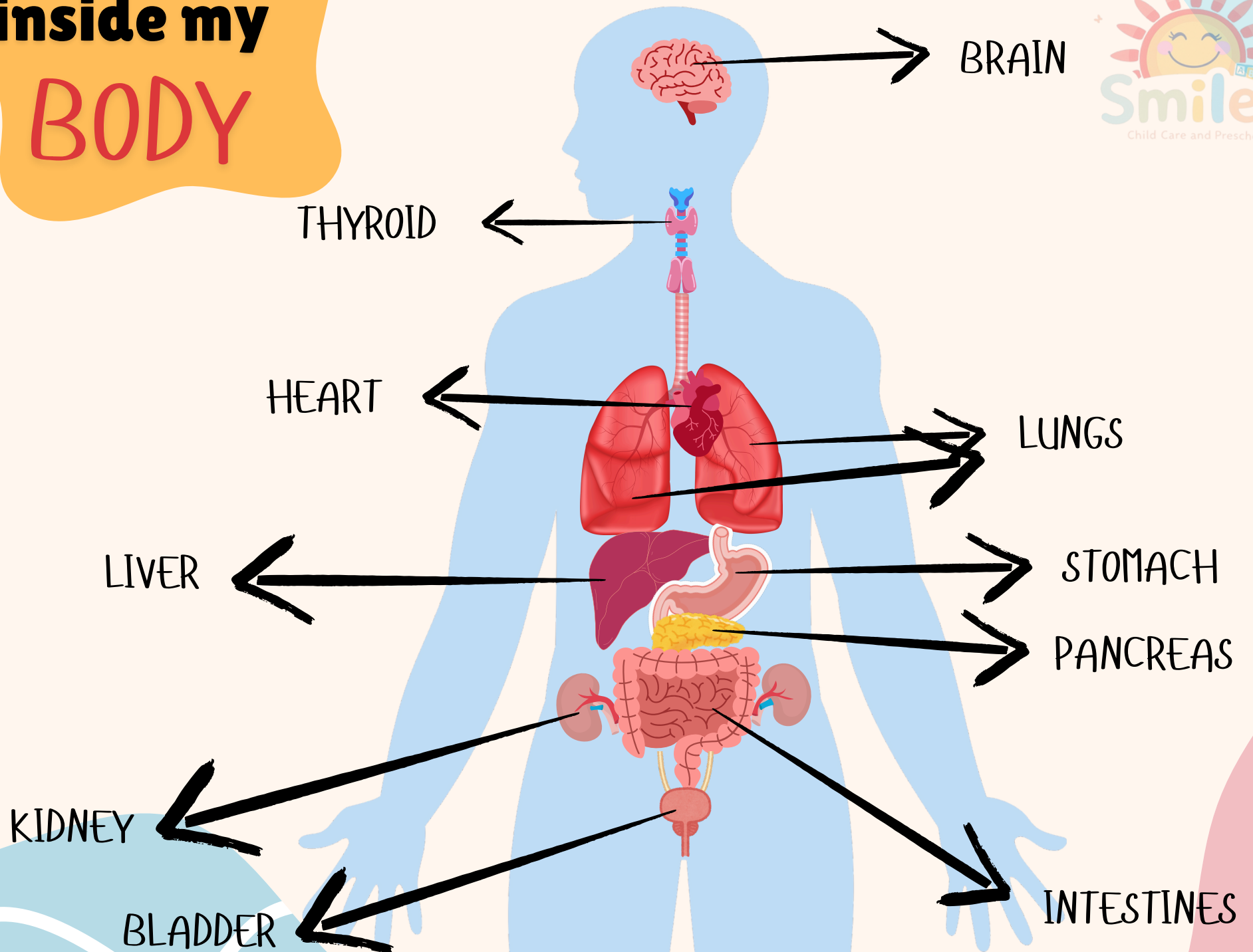
HEAR

SMELL

TASTE

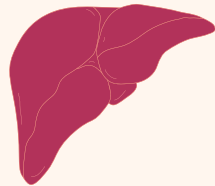
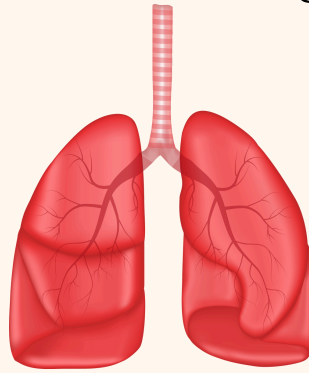
TOUCH

inside my BODY






Cut the body organs picture then put it to the right place on page 15.





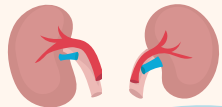
Map Me





Match Me

Directions: Match the body organs on its corresponding name.



Heart



Thyroid



Intestines



Kidneys

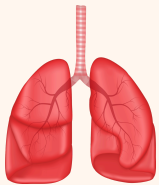


Liver



Match Me

Directions: Match the body organs on its corresponding name.



Brain



Pancreas



Lungs



Bladder

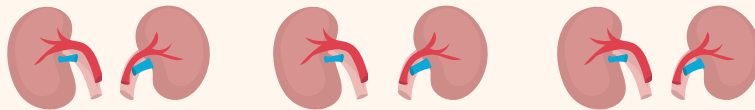



Stomach



Count Me

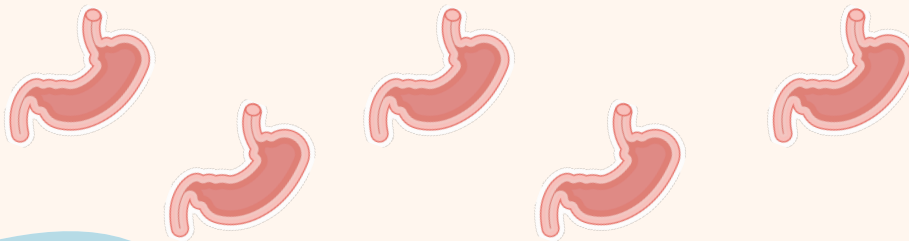
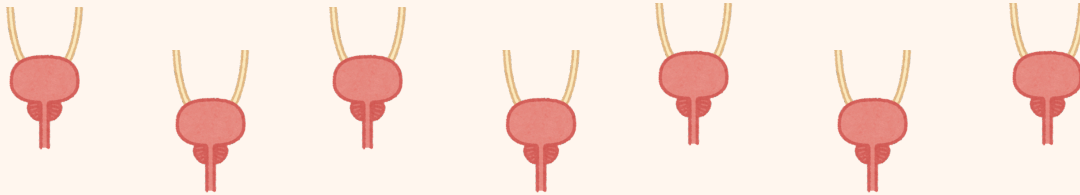
Directions: Count the body organs and write the correct number on the box.





Count Me


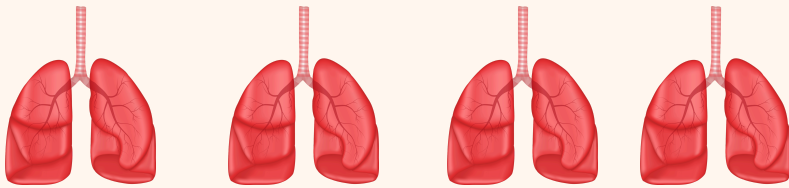
Directions: Count the body organs and write the correct number on the box.





Count Me

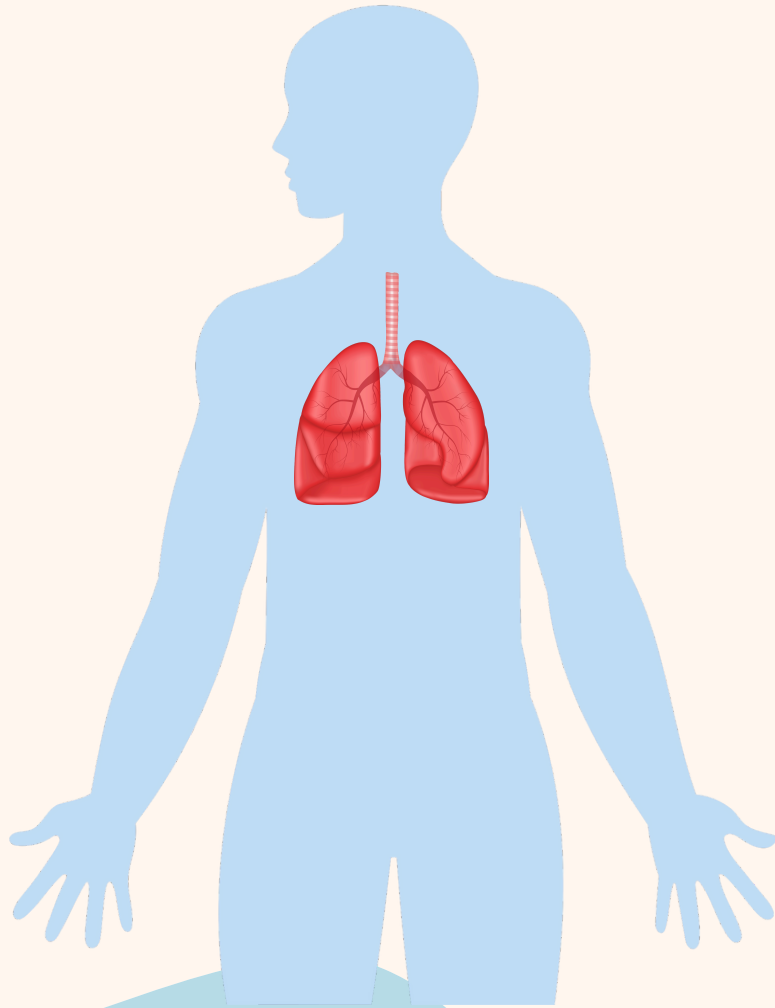
Directions: Count the body organs and write the correct number on the box.





Word Me

Directions: Rearrange the letters to form a correct word of body organs.



--	--	--	--	--

N

U

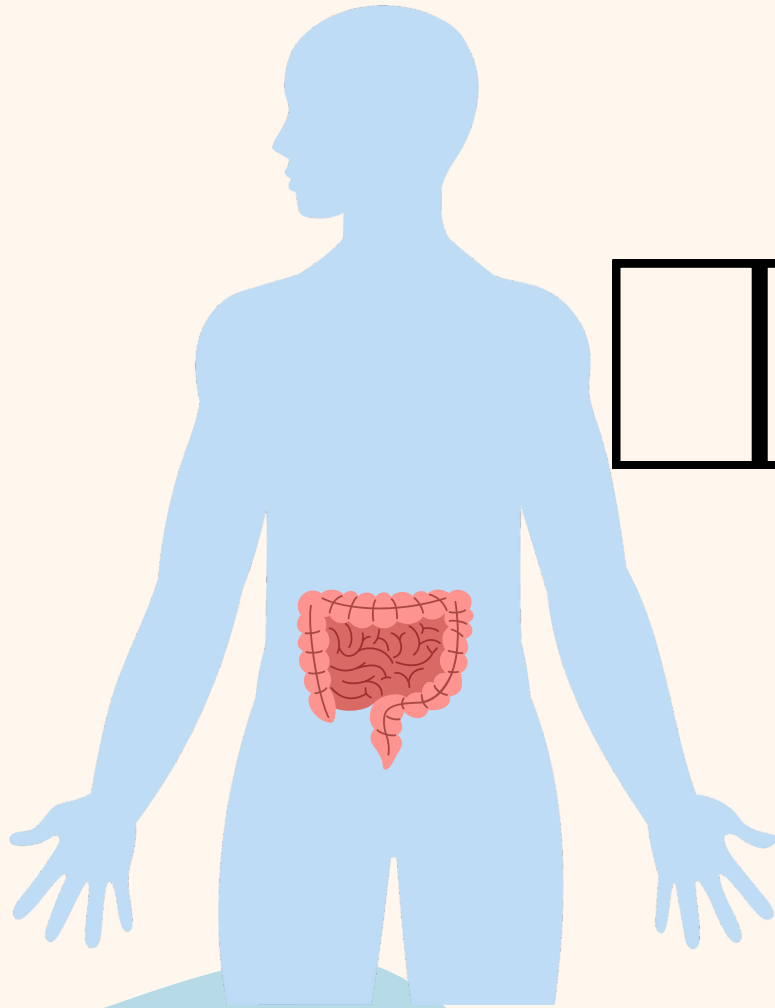
L

G

S



Word Me



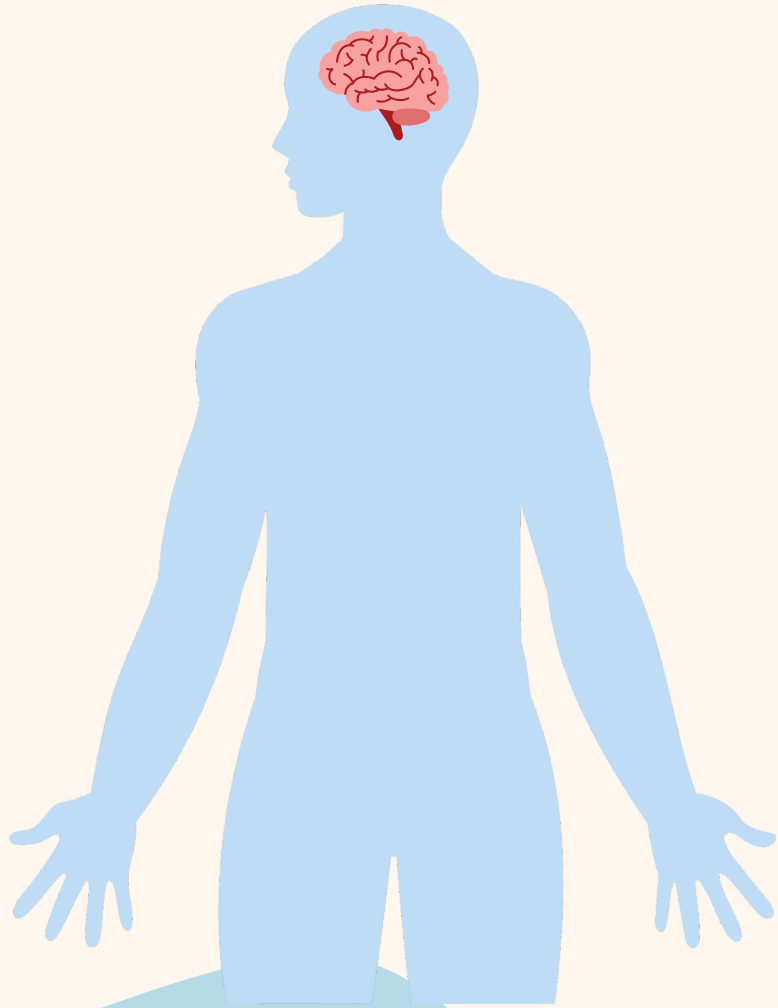
--	--	--	--	--	--	--	--	--	--

T I S E N

T N S E S



Word Me

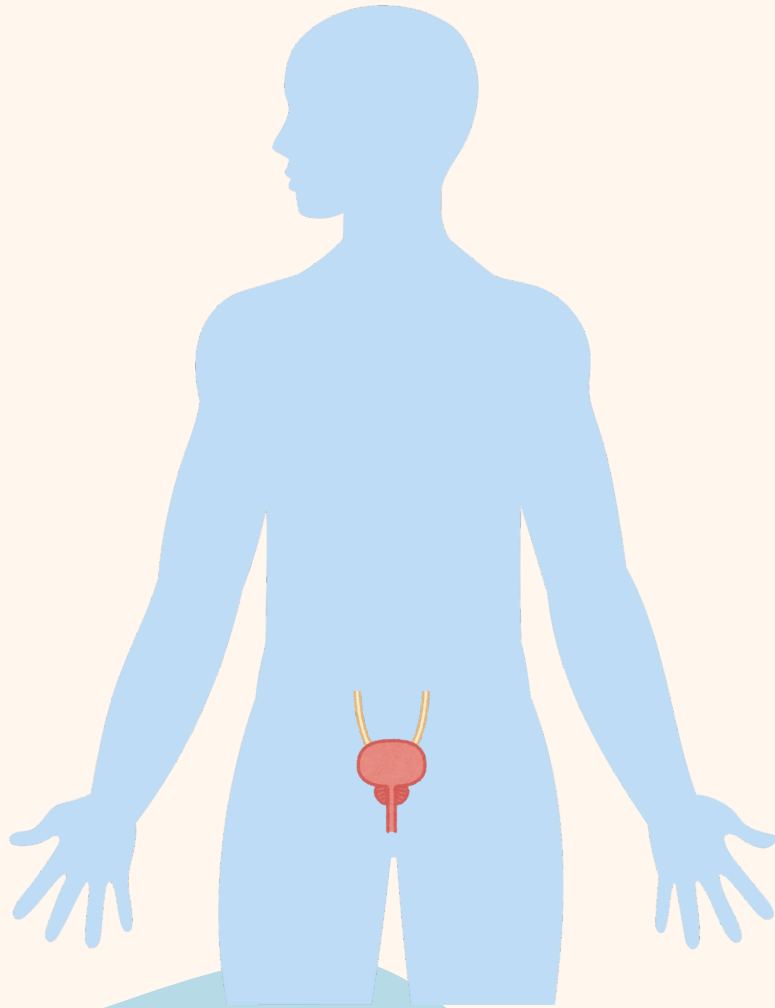


--	--	--	--	--

R N I A B



Word Me

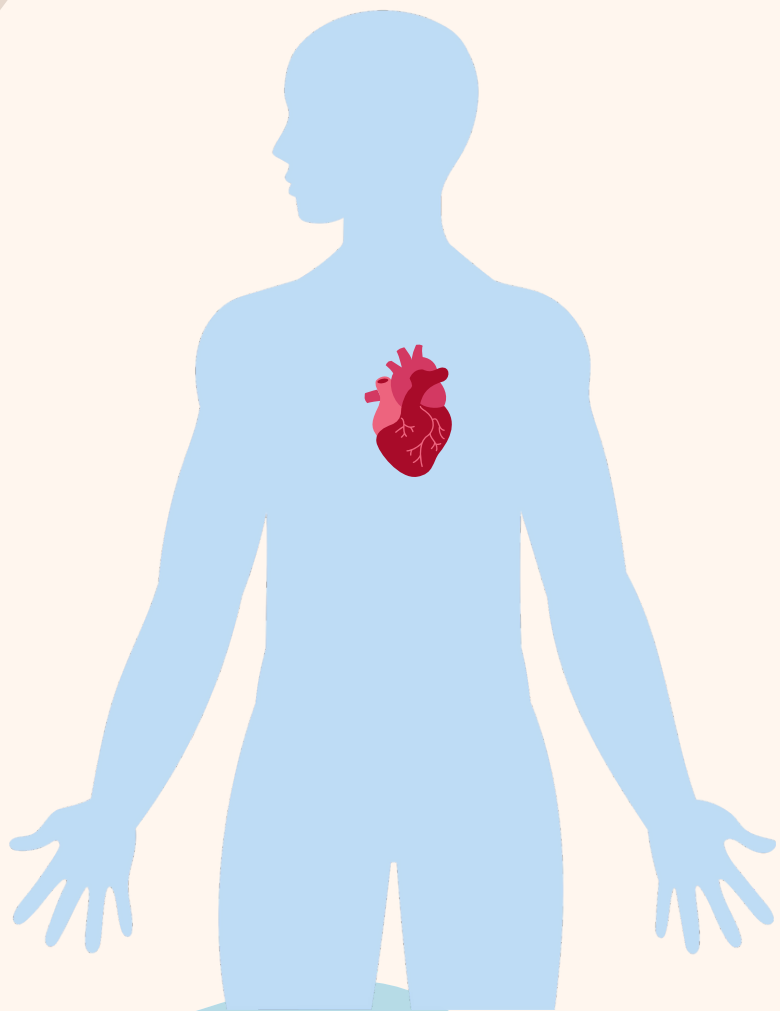


--	--	--	--	--	--	--

E	B	D	L	D	R	A
---	---	---	---	---	---	---



Word Me

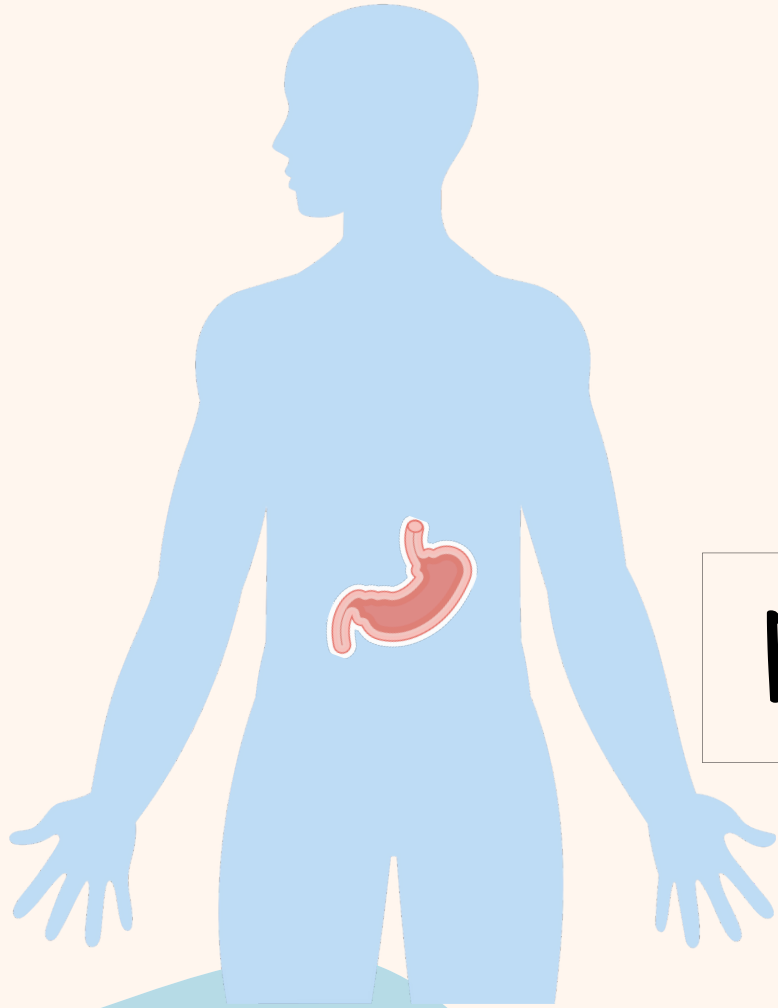


--	--	--	--	--

T H A E R



Word Me

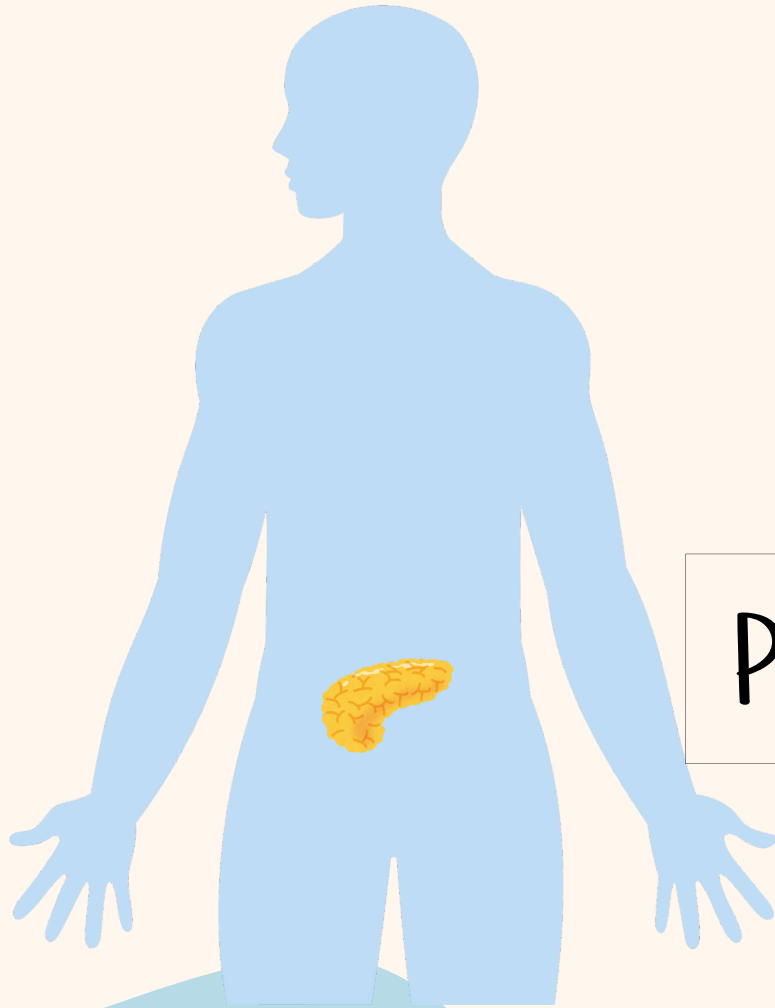


--	--	--	--	--	--	--

M	S	A	T	H	C	O
---	---	---	---	---	---	---



Word Me

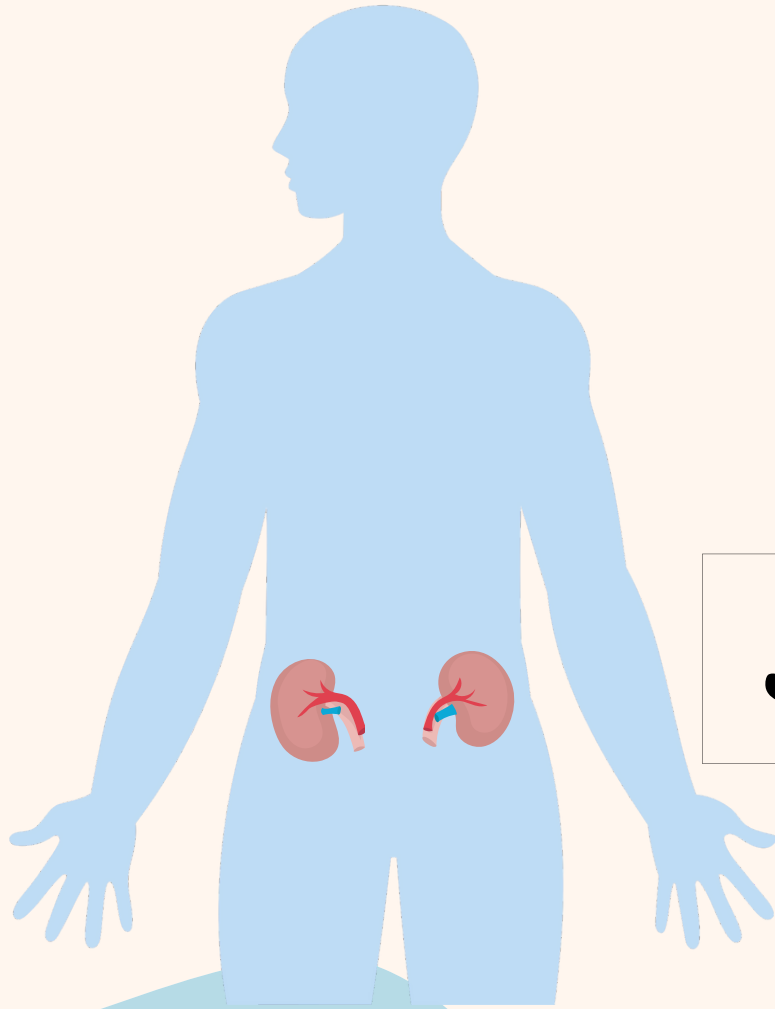


--	--	--	--	--	--	--

P	S	E	N	A	A	R	C
---	---	---	---	---	---	---	---



Word Me

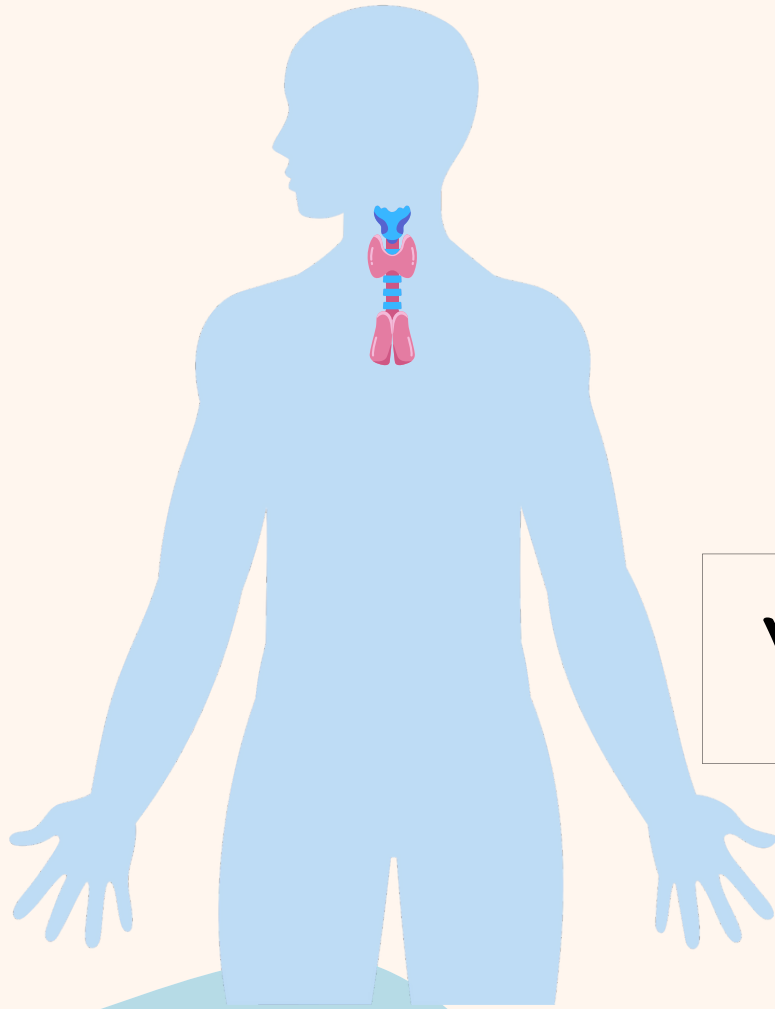


--	--	--	--	--	--	--

S	I	E	Y	K	N	D
---	---	---	---	---	---	---



Word Me

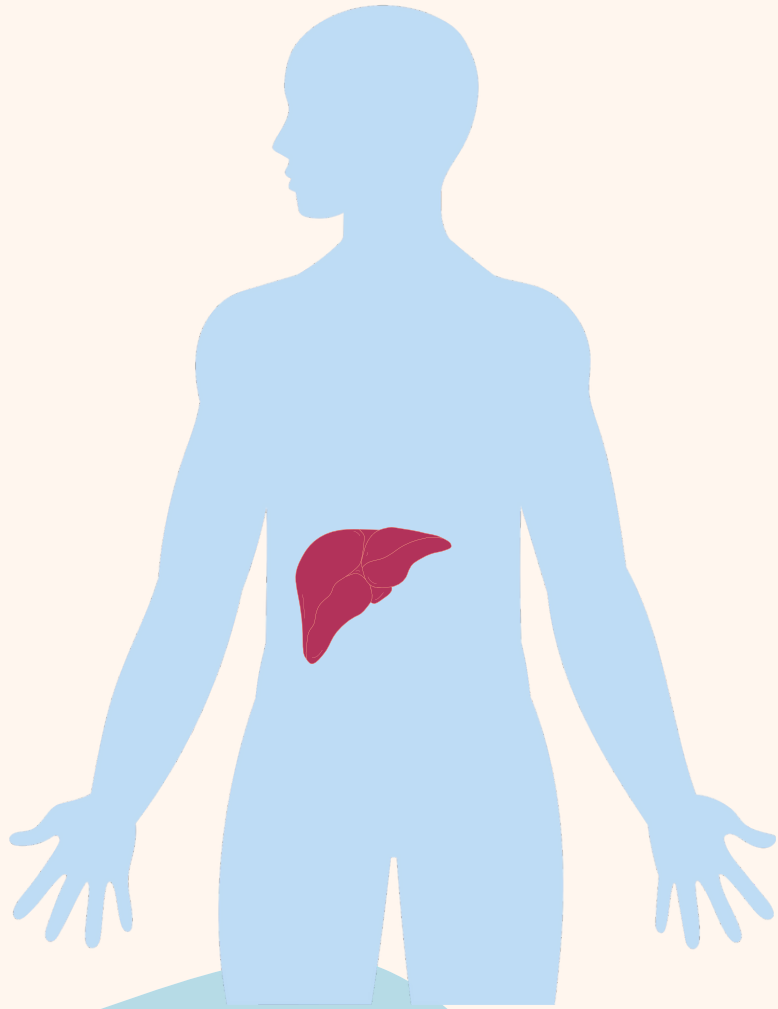


--	--	--	--	--	--	--

Y I R T H O D



Word Me



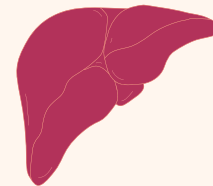
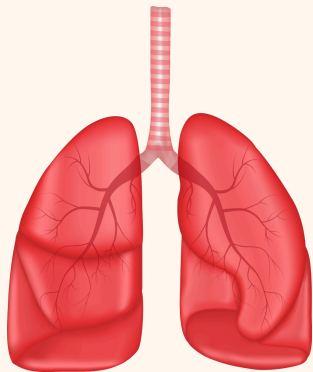

--	--	--	--	--

I	R	L	V	E
---	---	---	---	---



Pick Me

Directions: Mark X on the picture if it is found inside our body and circle the picture if it is external or found outside the body.





Mark Me

Directions: Mark X the one that doesn't belong in each group!

1.



2.





3.





Maze Me





CONGRATULATIONS!

You finished this activity book!
We're so proud of how much you've
learned and how hard you worked.

Keep learning, exploring, and having fun every day!

CERTIFICATE OF COMPLETION

This certifies that

(NAME)

has completed the Human Biology book!

free stickers



I LOVE
•my body•

I LOVE
•my body•

love
your
body

"i'm very"
PROUD
-of me-

