


BEGINNING SOUNDS

by SMILES CHILD CARE AND PRESCHOOL



Table of Contents

Beginning Sounds Picture Book




Beginning Sound Aa
Beginning Sound Bb
Beginning Sound Cc
Beginning Sound Dd
Beginning Sound Ee
Beginning Sound Ff
Beginning Sound Gg
Beginning Sound Hh
Beginning Sound Ii
Beginning Sound Jj
Beginning Sound Kk
Beginning Sound Ll
Beginning Sound Mm
Beginning Sound Nn
Beginning Sound Oo
Beginning Sound Pp
Beginning Sound Qq
Beginning Sound Rr
Beginning Sound Ss
Beginning Sound Tt
Beginning Sound Uu
Beginning Sound Vv
Beginning Sound Ww
Beginning Sound Yy
Beginning Sound Zz

Certificate of Completion

Beginning Sound Aa

Point to the apple in the corner and say its name to your child. Emphasize the short a sound. Have your child find the pictures in the scene that start with the same sound and practice naming them aloud.


Color the pictures that start like apple.



Beginning Sound Bb

Point to the balloon in the corner and say its name to your child. Emphasize the sound. Have your child find the pictures in the scene that start with the same sound and practice naming them aloud.


Color the pictures that start like balloon.



Beginning Sound Cc

Point to the carrot in the corner and say its name to your child. Emphasize the hard c sound. Have your child find the pictures in the scene that start with the same sound and practice naming them aloud.


Color the pictures that start like carrot.



Beginning Sound Dd

Point to the deer in the corner and say its name to your child. Emphasize the sound. Have your child find the pictures in the scene that start with the same sound and practice naming them aloud.

Color the pictures that start like deer.




Beginning Sound Ee

Point to the elephant in the corner and say its name to your child. Emphasize the short e sound. Have your child find the pictures in the scene that start with the same sound and practice naming them aloud.

Color the pictures that start like elephant.

Ee 





Beginning Sound Ff

Point to the feather in the corner and say its name to your child. Emphasize the sound. Have your child find the pictures in the scene that start with the same sound and practice naming them aloud.

Color the pictures that start like feather.


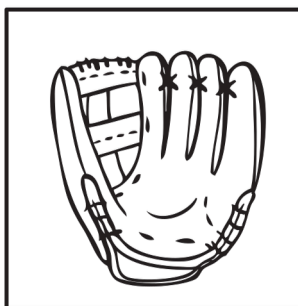




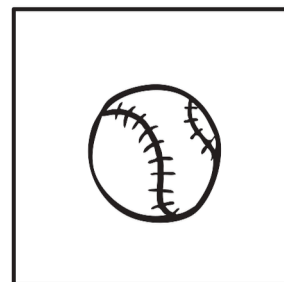





Ff



Beginning Sound Gg

Point to the gift in the corner and say its name to your child. Emphasize the hard g sound. Help your child name the pictures in the boxes and ask him to color the pictures that start like gift.

Help the girl find the gift.







Beginning Sound Hh

Point to the hat in the corner and say its name to your child. Emphasize the H sound. Have your child find the pictures in the scene that start with the same sound and practice naming them aloud.

Color the pictures that start like hat.



Hh




Beginning Sound Ii

Point to the igloo in the corner and say its name to your child. Emphasize the short I sound. Have your child find the pictures in the scene that start with the same sound and practice naming them aloud.

Color the boxes of the pictures that start like igloo with green.
Color all other boxes yellow.



Ii



Beginning Sound Jj

Point to the jack-in-the-box in the corner and say its name to your child. Emphasize the J sound. Have your child find the pictures in the scene that start with the same sound and practice naming them aloud.

Color the pictures that start like jack-in-the-box.




Jj



Beginning Sound Kk

Point to the kite in the corner and say its name to your child. Emphasize the K sound. Have your child find the pictures in the scene that start with the same sound and practice naming them aloud.






Color the pictures that start like kite.



Beginning Sound LI

Point to the lamp in the corner and say its name to your child. Emphasize the L sound. Have your child find the pictures in the scene that start with the same sound and practice naming them aloud.


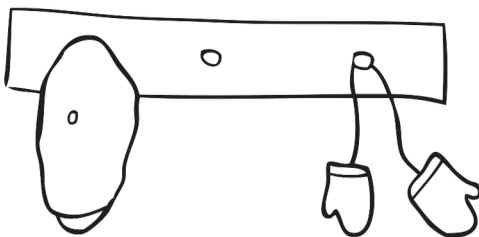

Color the pictures that start like lamp.



Beginning Sound Mm

Point to the mittens in the corner and say its name to your child. Emphasize the M sound. Have your child find the pictures in the scene that start with the same sound and practice naming them aloud.


Color the pictures that start like mittens.



Beginning Sound Nn

Point to the nail in the corner and say its name to your child. Emphasize the N sound. Have your child find the pictures in the scene that start with the same sound and practice naming them aloud.

Color the boxes of the pictures that start like nail with blue.
Color all other boxes orange.



Beginning Sound Oo

Point to the octagon in the corner and say its name to your child. Emphasize the short O sound. Have your child find the pictures in the scene that start with the same sound and practice naming them aloud.

Color the pictures that start like octagon.




Beginning Sound Pp

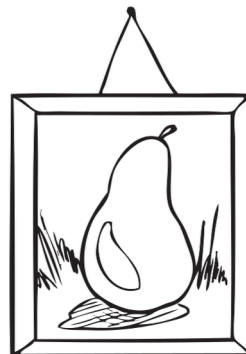
Point to the pumpkin in the corner and say its name to your child. Emphasize the P sound. Have your child find the pictures in the scene that start with the same sound and practice naming them aloud.

Color the pictures that start like pumpkin.


Pp 



#2.



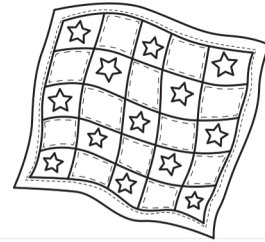
1.




Beginning Sound Qq

Point to the quilt in the corner and say its name to your child. Emphasize the Q sound. Have your child find the pictures in the scene that start with the same sound and practice naming them aloud.

Color the pictures that start like quilt.




Qq



Beginning Sound R r

Point to the rabbit in the corner and say its name to your child. Emphasize the R sound. Have your child find the pictures in the scene that start with the same sound and practice naming them aloud.


Color the pictures that start like rabbit.



Beginning Sound Ss


Point to the snake in the corner and say its name to your child. Emphasize the S sound. Have your child find the pictures in the scene that start with the same sound and practice naming them aloud.

Color the pictures that start like snake and help the seal find his way to the sandcastle.



Beginning Sound T t





Point to the turtle in the corner and say its name to your child. Emphasize the T sound. Have your child find the pictures in the scene that start with the same sound and practice naming them aloud. Color the pictures that start like turtle.



Beginning Sound Uu

Point to the umbrella in the corner and say its name to your child. Emphasize the short U sound. Have your child find the pictures in the scene that start with the same sound and practice naming them aloud.

Color the pictures that start like umbrella.




Beginning Sound Vv

Point to the vest in the corner and say its name to your child. Emphasize the V sound. Have your child find the pictures in the scene that start with the same sound and practice naming them aloud.

Color the boxes of the pictures that start like vest purple.
Color all other boxes orange.




Vv




Beginning Sound Ww

Point to the weasel in the corner and say its name to your child. Emphasize the W sound. Have your child find the pictures in the scene that start with the same sound and practice naming them aloud. Color the pictures that start like weasel.



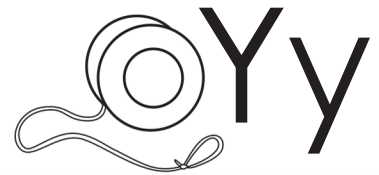
Ww



Beginning Sound Yy

Point to the yo-yo in the corner and say its name to your child. Emphasize the Y sound. Have your child find the pictures in the scene that start with the same sound and practice naming them aloud.

Color the pictures that start like yo-yo.



Beginning Sound Zz

Point to the zipper in the corner and say its name to your child. Emphasize the Z sound. Have your child find the pictures in the scene that start with the same sound and practice naming them aloud.

Color the boxes of the pictures that start like zipper pink.
Color all other boxes grey.

Zz

