




# Gingerbread PRESCHOOL WORKSHEETS & ACTIVITIES





Name: \_\_\_\_\_

**What is Different?**  
Circle the picture that is different.



Name: \_\_\_\_\_

**Number Match 1**  
Cut and paste the numbers in the correct box.






		
		

5  
4

Name: \_\_\_\_\_







**CVC Words**  
Color the picture in each row that matches the word.


bug



Name: \_\_\_\_\_

**Shapes**  
Color each section using the code:





					
---	---	---	---	---	---



Name: \_\_\_\_\_

**Beginning Sounds 1**  
Cut and paste the pictures under the matching letter.

Aa Bb



## Making Gingerbread Men



Name: \_\_\_\_\_

**Alphabet Tracing 1**  
Trace the letters in each row.

	Aa	Aa
	Bb	Bb
	Cc	Cc
	Dd	Dd
	Ee	Ee

Name: \_\_\_\_\_

**Letters in My Name**  
Color the letters that make up your name. Write your name on the line at the bottom of the page.



\_\_\_\_\_



**Thank you** for downloading this product; I hope you will enjoy using it and that it will be a valuable resource for you! I value your feedback, so please don't hesitate to contact me if you have any concerns whatsoever as I will endeavour to address them. And if you like what I've done, please let me know by leaving feedback at my online store :)

Lavinia

[lavinia@inmyworld.com.au](mailto:lavinia@inmyworld.com.au)

**ILLUSTRATIONS** Kari Bolt, Dazzling Clips, Dancing Crayon Designs, Whimsy Clips, Teacher Erin Online, Ramona Majdis, Zip-a-Dee-doo-dah-Designs, Bunny on a Cloud, PartyHead Graphics, Rainbow Sprinkle Studio

[www.teacherspayteachers.com/Store/Kari-Bolt](http://www.teacherspayteachers.com/Store/Kari-Bolt)      [www.teacherspayteachers.com/Store/Dazzling-Clips](http://www.teacherspayteachers.com/Store/Dazzling-Clips)

[www.dancingcrayon.com](http://www.dancingcrayon.com)      [www.teacherspayteachers.com/Store/Whimsy-Clips](http://www.teacherspayteachers.com/Store/Whimsy-Clips)      [www.teacherspayteachers.com/Store/Teacher-Erin-Online](http://www.teacherspayteachers.com/Store/Teacher-Erin-Online)

[www.teacherspayteachers.com/Store/Ramona-Majdis](http://www.teacherspayteachers.com/Store/Ramona-Majdis)      [www.teacherspayteachers.com/Store/Zip-a-dee-doo-dah-Designs](http://www.teacherspayteachers.com/Store/Zip-a-dee-doo-dah-Designs)

[www.teacherspayteachers.com/Store/Bunny-On-A-Cloud](http://www.teacherspayteachers.com/Store/Bunny-On-A-Cloud)      [www.teacherspayteachers.com/Store/Partyhead-Graphics](http://www.teacherspayteachers.com/Store/Partyhead-Graphics)

[www.teacherspayteachers.com/Store/Rainbow-Sprinkle-Studio-Sasha-Mitten](http://www.teacherspayteachers.com/Store/Rainbow-Sprinkle-Studio-Sasha-Mitten)

This packet contains Images used under license from Shutterstock.com

**FONTS** [www.schoolfonts.com.au](http://www.schoolfonts.com.au)      [www.teacherspayteachers.com/Store/Kimberly-Geswein-Fonts](http://www.teacherspayteachers.com/Store/Kimberly-Geswein-Fonts)  
[www.teacherspayteachers.com/Store/Ramonam-Graphics](http://www.teacherspayteachers.com/Store/Ramonam-Graphics)

**PRINTING TIP** This resource has been designed for printing on A4-sized paper. If you are printing on a different size, select "shrink to printable area" or "print to fit page" (or a similar option) in order for the contents of this unit to print correctly.

Copyright © 2021 by Lavinia Pop - All rights reserved by author.

Purchase of this item entitles the purchaser the right to reproduce the pages for personal and classroom use. Duplication for other classes, an entire school or commercial purposes is strictly prohibited without written permission from the author. Minor editing is permitted only for personal use, however the document remains under copyright even when edited. Posting this item in whole or in part on the Internet in any form is strictly prohibited and is a violation of the Digital Millennium Copyright Act (DMCA).

Please be fair and don't share! If you are not the original purchaser of this file, please visit my blog to obtain a link to one of my online stores. [www.inmyworld.com.au](http://www.inmyworld.com.au)

let's connect!



[www.inmyworld.com.au](http://www.inmyworld.com.au)



[www.facebook.com/inmyworldlavinia](http://www.facebook.com/inmyworldlavinia)



[www.instagram.com/inmyworld\\_lavinia](http://www.instagram.com/inmyworld_lavinia)



[www.pinterest.com/lavinia](http://www.pinterest.com/lavinia)

# INTRODUCTION

## **About this book**

This book contains a collection of Gingerbread themed worksheets for use with children in Preschool, Pre-Kindergarten, Transitional Kindergarten and Kindergarten (Prep/Foundation).

Following is an outline of the activities included in this unit and suggestions for use.

## **Gingerbread Letters in My Name**

Children color the gingerbread people that contain the letters in their names.

## **Gingerbread Cutting Practice**

Children will cut along the dashed lines.

## **Gingerbread Cut and Paste Fun (2 pages)**

Children will cut out the items and paste them on another piece of paper to make the gingerbread boy or girl.

## **Gingerbread Pre-Writing Practice (2 pages)**

Children will follow the path from one side of the page to the other.

## **Gingerbread Tracing Fun (5 pages)**

Children will trace along the dashed lines and then color the picture.

## **Alphabet Tracing (5 pages)**

Children will trace both upper and lower case letters and color the pictures.

## **Gingerbread House and Man Alphabet Matching (5 pages)**

Children will color the gingerbread man with the lower case letter that matches the upper case letter on the gingerbread house.

## **Gingerbread Alphabet sequence (2 pages)**

Children will trace the letters then write the ones that are missing.

## **Gingerbread House Beginning Sounds (7 pages)**

Children will cut and paste the pictures under the gingerbread house with the matching letter.

## **Gingerbread Syllables**

Children will color the number that shows how many syllables for each word.

### **Gingerbread House Rhyming Words**

Children will draw a line to match the two pictures that rhyme.

### **Gingerbread CVC Words**

Children will color the picture that matches the word.

### **Gingerbread Sight Words (5 pages)**

**Materials needed:** bingo dabbers and colored pencils/crayons/markers

Children will use the sight word code to color the picture.

### **Making Gingerbread Men (color and B&W) with comprehension questions**

Children will read the reader and answer the comprehension questions. Two options of the comprehension page are included: one with picture support and one without.

### **Gingerbread What is Different?**

Children will circle the picture that is different in each row.

### **Gingerbread What Doesn't Belong?**

Children will circle the picture that doesn't belong in each row.

### **Gingerbread Cookies Sorting (plain cookies/cookies with icing)**

Children will cut out the items from the bottom of the page and paste them in the correct box.

### **Baking Gingerbread Men Sequencing**

Children will cut out the pictures from the side of the page and paste them in order.

### **Gingerbread House Read and Color**

Children will color the picture following the instructions at the bottom the page.

### **Gingerbread Patterns (AB)**

Children will cut out the pictures from the bottom of the page and paste them in the correct box to complete each pattern.

### **Gingerbread Men Number Tracing (2 pages)**

Children will trace the numbers and color the pictures.

### **Gingerbread House Gumdrops Number Match (2 pages)**

Children will cut out the numbers from the side of the page and paste them in the correct boxes.

### **Gingerbread Boys and Girls Sense Match (5 pages)**

Children will cut out the different number representations and paste them in the correct boxes.

### **Gingerbread Missing Numbers**

Children will trace the numbers and write the ones that are missing to complete the sequence.

### **Gingerbread Number Order (2 pages)**

Children will cut out the puzzle strips from the bottom of the page and paste them in order to reveal the picture.

### **Gingerbread Count and Graph**

Children count how many of each and complete the graph.

### **Gingerbread Man Prepositions**

Children will color the preposition that shows the position of the gingerbread man.

### **Gingerbread Baking Weight Order**

Children will cut and paste the items for lightest to heaviest.

### **Gingerbread People Height Order**

Children will cut and paste the gingerbread people from smallest to biggest.

### **Gingerbread House Shapes**

Children will use the code to color the picture.

### **My 5 Senses when baking gingerbread.**

Children will draw a picture to show what they see, hear, touch, smell, taste when baking gingerbread.

Happy Teaching :)

Name:



# Letters in My Name

Color the letters that make up your name. Write your name on the line at the bottom of the page.



\_\_\_\_\_

-----

\_\_\_\_\_



Name:

Lavinia Pop © 2021



# Cutting Practice

Color the pictures. Cut along the dashed lines.









Name:

Lavinia Pop © 2021



## Cut and Paste Fun

Cut and paste the items to build a gingerbread boy.








Name:

Lavinia Pop © 2021



## Cut and Paste Fun

Cut and paste the items to build a gingerbread girl.



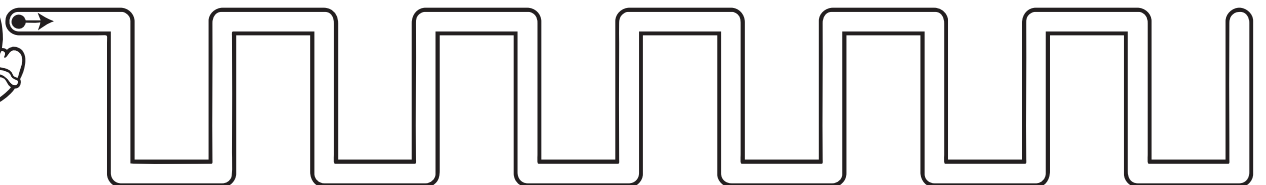
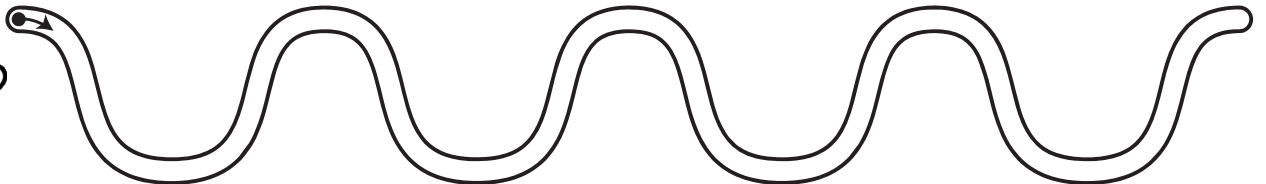

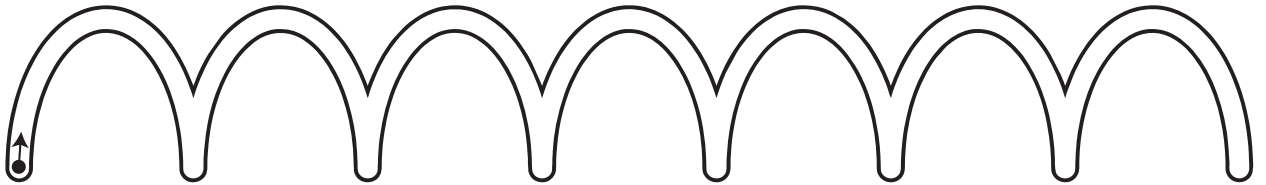
Name:

Lavinia Pop © 2021



# Pre-Writing Practice 1

Trace inside each path to help the turkey get to the football.




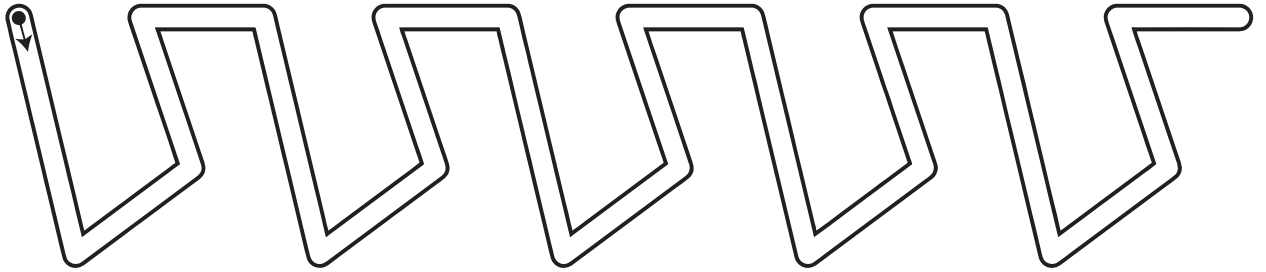
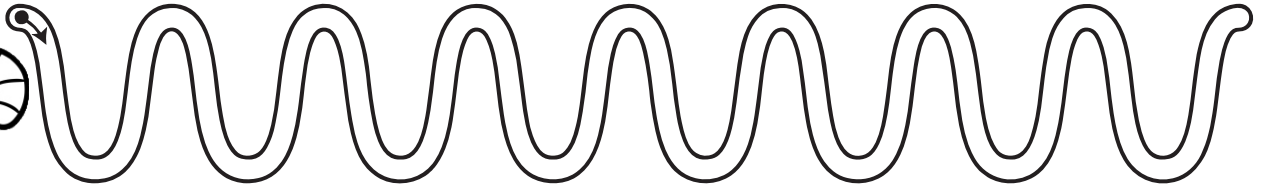
Name: \_\_\_\_\_

Lavinia Pop © 2021



## Pre-Writing Practice 2

Trace inside each path to help the turkey get to the football.




Name:

Lavinia Pop © 2021



# Tracing Fun 1

Trace along the dotted lines. Color the picture.




Name:

Lavinia Pop © 2021



## Tracing Fun 2

Trace along the dotted lines. Color the picture.




Name:

Lavinia Pop © 2021



# Tracing Fun 3

Trace along the dotted lines. Color the picture.



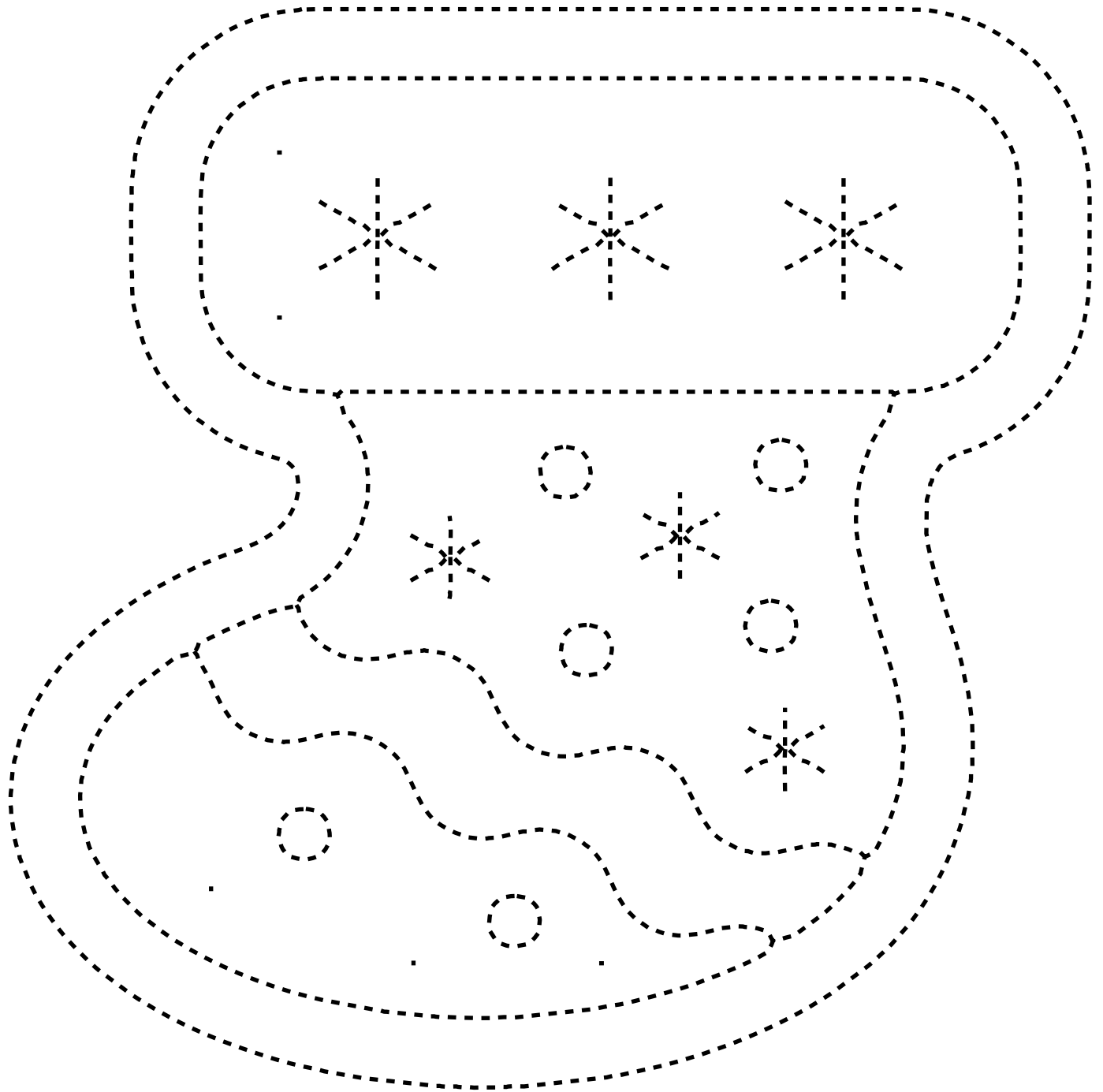
Name:

Lavinia Pop © 2021



# Tracing Fun 4

Trace along the dotted lines. Color the picture.




Name:

Lavinia Pop © 2021



## Tracing Fun 5

Trace along the dotted lines. Color the picture.




Name:

Lavinia Pop © 2021



# Alphabet Tracing 1

Trace the letters in each row.





Name:

Lavinia Pop © 2021



# Alphabet Tracing 2

Trace the letters in each row.





Name:

Lavinia Pop © 2021



# Alphabet Tracing 3

Trace the letters in each row.





Name:

Lavinia Pop © 2021



# Alphabet Tracing 4

Trace the letters in each row.





Name:

Lavinia Pop © 2021



# Alphabet Tracing 5

Trace the letters in each row.
























Name: \_\_\_\_\_



# Alphabet Matching 1

Color the gingerbread man with the letter that matches the letter on the house.





















			
			
			
			
			

Name: \_\_\_\_\_



## Alphabet Matching 2

Color the gingerbread man with the letter that matches the letter on the house.





















			
			
			
			
			

Name: \_\_\_\_\_



# Alphabet Matching 3

Color the gingerbread man with the letter that matches the letter on the house.





















			
			
			
			
			

Name: \_\_\_\_\_



# Alphabet Matching 4

Color the gingerbread man with the letter that matches the letter on the house.

























			
			
			
			
			

Name: \_\_\_\_\_



# Alphabet Matching 5

Color the gingerbread man with the letter that matches the letter on the house.

Name:


Lavinia Pop © 2021


--



# Alphabet Sequence 1

Trace the letters. Write the missing letters in the empty spaces to complete the alphabet sequence.

				C	D
		E	F		
I				M	N
	P		R		
U		W			





Name: \_\_\_\_\_



## Alphabet Sequence 2

Trace the letters. Write the missing letters in the empty spaces to complete the alphabet sequence.

		a	b		d
		e		g	h
			i		
o				s	t
u			x		z











Name: \_\_\_\_\_

© 2020 by Lavinia Pop



## Beginning Sounds 1

Cut and paste the pictures under the matching letter.







Name: \_\_\_\_\_

© 2020 by Lavinia Pop



## Beginning Sounds 2

Cut and paste the pictures under the matching letter.



Name: \_\_\_\_\_


© 2020 by Lavinia Pop

\_\_\_\_\_



### Beginning Sounds 3


Cut and paste the pictures under the matching letter.




\_\_\_\_\_





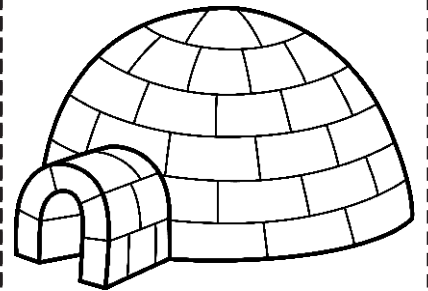
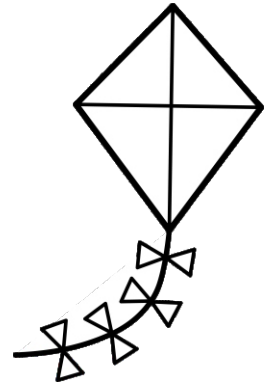

\_\_\_\_\_



\_\_\_\_\_




\_\_\_\_\_








Name: \_\_\_\_\_

© 2020 by Lavinia Pop




## Beginning Sounds 4

Cut and paste the pictures under the matching letter.







Name: \_\_\_\_\_

© 2020 by Lavinia Pop



## Beginning Sounds 5

Cut and paste the pictures under the matching letter.











Name: \_\_\_\_\_

© 2020 by Lavinia Pop



## Beginning Sounds 6

Cut and paste the pictures under the matching letter.




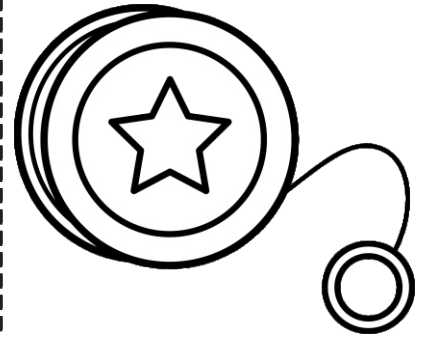
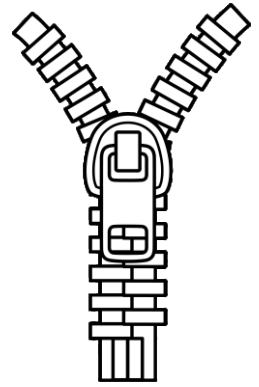



Name: \_\_\_\_\_

© 2020 by Lavinia Pop



## Beginning Sounds 7

Cut and paste the pictures under the matching letter.




Name: \_\_\_\_\_




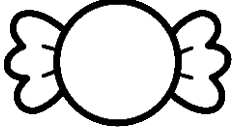






Lavinia Pop © 2021



## Syllables

Color the number that shows how many syllables are in each word.



 flour	1 2	 icing	1 2
 sugar	1 2	 candy	1 2
 eggs	1 2	 dough	1 2
 ginger	1 2	 cutter	1 2
 butter	1 2	 cookie	1 2







Name:

Lavinia Pop © 2021



## Rhyming Words

Draw lines to match the words that rhyme.














Name:

Lavinia Pop © 2021




## CVC Words

Color the picture in each row that matches the word.



Name: \_\_\_\_\_

Lavinia Pop © 2021



## Sight Words 1

Color each circle using a code:



a



and



I



see



can



me



the




you

me	the	the	you	I	see	the	you	me	me
me	the	you	I	can	I	see	the	you	the
the	you	the	see	I	see	can	you	the	you
you	the	me	me	see	can	the	me	you	the
the	see	a	I	see	I	can	a	see	you
you	I	a	can	I	see	I	a	I	the
me	you	the	see	can	see	I	you	the	me
the	me	see	I	can	can	see	see	me	the
me	and	can	see	the	me	I	see	and	me
you	I	and	you	me	the	you	and	can	you

Name: \_\_\_\_\_

Lavinia Pop © 2021



## Sight Words 2

Color each circle using the code:



is



it



like



my



at



down



go



up

go	up	go	up	go	down	at	down	at	go
up	go	my	go	at	like	my	like	down	up
go	my	go	down	is	it	it	is	it	at
up	go	at	my	like	my	at	my	like	down
go	down	it	is	it	at	down	is	it	at
at	like	my	like	down	up	at	down	at	down
down	is	it	at	up	go	up	go	up	go
at	my	down	up	go	up	go	up	go	up
down	at	up	go	up	go	up	go	up	go
go	up	go	up	go	up	go	up	go	up

Name: \_\_\_\_\_

Lavinia Pop © 2021



## Sight Words 3

Color each circle using the code:



come



here



in



said



big



play



run




to

to	run	to	here	come	come	here	run	to	run
run	to	run	in	come	come	in	to	run	to
to	run	in	here	play	play	here	in	to	run
run	here	said	big	said	big	said	said	here	to
to	in	said	said	play	play	big	said	in	run
run	here	play	play	big	said	play	play	here	to
to	in	play	play	said	big	play	play	in	run
run	here	said	big	play	play	said	big	here	to
to	in	said	said	big	said	big	said	in	run
run	to	in	here	in	here	in	here	run	to

Name: \_\_\_\_\_

Lavinia Pop © 2021



## Sight Words 4

Color each circle using the code:



find



for



look



we



are



make



need



where

where	need	find	look	we	look	we	for	are	where
make	are	look	we	for	are	look	we	find	make
need	look	we	are	need	find	find	look	we	need
look	we	find	need	are	need	are	are	for	we
for	look	are	need	make	are	need	make	we	look
look	we	make	need	are	make	are	make	look	for
we	for	need	make	are	make	make	find	we	look
find	we	look	find	are	need	are	we	look	are
need	need	we	look	we	look	for	look	need	need
where	are	make	we	for	we	look	find	need	where

Name: \_\_\_\_\_

Lavinia Pop © 2021



## Sight Words 5

Color each circle using the code:



funny



jump



not



that



away



help




went



with

went	with	jump	funny	jump	funny	jump	funny	with	went
with	jump	away	away	help	help	away	away	funny	with
jump	help	away	away	away	away	away	away	help	funny
funny	jump	away	away	not	not	away	away	help	jump
jump	help	help	not	that	not	that	help	help	funny
with	jump	not	that	not	that	not	that	funny	with
went	funny	that	not	that	not	that	not	jump	went
with	jump	not	that	not	that	not	that	funny	with
jump	not	that	not	that	not	that	not	that	funny
funny	jump	funny	jump	funny	jump	funny	jump	funny	jump

# Making Gingerbread Men



Name

Lavinia Pop © 2021




**I make the dough.**



**I roll the dough.**



**I cut out gingerbread men.**



**I bake the gingerbread men.**



**I put icing on the gingerbread men.**

# Making Gingerbread Men



Name

Lavinia Pop © 2021



**I make the dough.**



**I roll the dough.**



**I cut out gingerbread men.**



**I bake the gingerbread men.**



**I put icing on the gingerbread men.**

Name:

Lavinia Pop © 2021



## Reading Comprehension

Answer the questions.

1. What am I baking?

- A** cupcakes
- B** gingerbread men



2. What do I use to roll the dough?

- A** a spoon
- B** a rolling pin



3. Where do I bake the gingerbread men?

- A** in the oven
- B** in the fridge



4. What do I put on the gingerbread men?

- A** chocolate
- B** icing



Name:

Lavinia Pop © 2021



## Reading Comprehension

Answer the questions.

### 1. What am I baking?

- A** cupcakes
- B** gingerbread men

### 2. What do I use to roll the dough?

- A** a spoon
- B** a rolling pin

### 3. Where do I bake the gingerbread men?

- A** in the oven
- B** in the fridge

### 4. What do I put on the gingerbread men?

- A** chocolate
- B** icing





Name:

Lavinia Pop © 2021



## What is Different?

Circle the picture that is different.






Name:

Lavinia Pop © 2021



## What Doesn't Belong?

Circle the picture that doesn't belong.



Name:

Lavinia Pop © 2021









## Sorting

Cut out the items and paste them in the right box.

# PLAIN COOKIES

# COOKIES WITH ICING



Name:


Lavinia Pop © 2021







# Sequencing

Paste the pictures in order.

1
2
3
4



Cut out the pictures and paste them to show the order of events.


Name:

Lavinia Pop © 2021




## Read and Color

Read the directions and color the items accordingly. Color the rest of the picture.



Color the  **red.**

Color 2  **yellow.**

Color the  **green.**

Color 3  **purple.**

Color the  **pink.**

















Color 4  **orange.**

Name: \_\_\_\_\_







## Patterns AB

Cut and paste the pictures in the empty boxes to complete each pattern.



			
---	---	--	---


Name:

Lavinia Pop © 2021



# Number Tracing 1

Trace the numbers in each row.





Name: \_\_\_\_\_

Lavinia Pop © 2021



# Number Tracing 2

Trace the numbers in each row.



A gingerbread house with various gingerbread figures, including one on top, one on the roof, and several around the base holding lollipops and candy canes.	A large dotted number 6 with a small '1' and an arrow indicating the starting point and direction of the stroke.	A large dotted number 6 with a small '1' and an arrow indicating the starting point and direction of the stroke.	A large dotted number 6 with a small '1' and an arrow indicating the starting point and direction of the stroke.	A large dotted number 6 with a small '1' and an arrow indicating the starting point and direction of the stroke.
A gingerbread house with various gingerbread figures, including one on top, one on the roof, and several around the base holding lollipops and candy canes.	A large dotted number 7 with a small '1' and an arrow indicating the starting point and direction of the stroke, and a small '2' and arrow indicating the second stroke.	A large dotted number 7 with a small '1' and an arrow indicating the starting point and direction of the stroke, and a small '2' and arrow indicating the second stroke.	A large dotted number 7 with a small '1' and an arrow indicating the starting point and direction of the stroke, and a small '2' and arrow indicating the second stroke.	A large dotted number 7 with a small '1' and an arrow indicating the starting point and direction of the stroke, and a small '2' and arrow indicating the second stroke.
A gingerbread house with various gingerbread figures, including one on top, one on the roof, and several around the base holding lollipops and candy canes.	A large dotted number 8 with a small '1' and an arrow indicating the starting point and direction of the stroke.	A large dotted number 8 with a small '1' and an arrow indicating the starting point and direction of the stroke.	A large dotted number 8 with a small '1' and an arrow indicating the starting point and direction of the stroke.	A large dotted number 8 with a small '1' and an arrow indicating the starting point and direction of the stroke.
A gingerbread house with various gingerbread figures, including one on top, one on the roof, and several around the base holding lollipops and candy canes.	A large dotted number 9 with a small '1' and an arrow indicating the starting point and direction of the stroke, and a small '2' and arrow indicating the second stroke.	A large dotted number 9 with a small '1' and an arrow indicating the starting point and direction of the stroke, and a small '2' and arrow indicating the second stroke.	A large dotted number 9 with a small '1' and an arrow indicating the starting point and direction of the stroke, and a small '2' and arrow indicating the second stroke.	A large dotted number 9 with a small '1' and an arrow indicating the starting point and direction of the stroke, and a small '2' and arrow indicating the second stroke.
A gingerbread house with various gingerbread figures, including one on top, one on the roof, and several around the base holding lollipops and candy canes.	A large dotted number 10 with a small '1' and an arrow indicating the starting point and direction of the stroke.	A large dotted number 10 with a small '1' and an arrow indicating the starting point and direction of the stroke.	A large dotted number 10 with a small '1' and an arrow indicating the starting point and direction of the stroke.	A large dotted number 10 with a small '1' and an arrow indicating the starting point and direction of the stroke.


Name:











Lavinia Pop © 2021



## Number Match 1

Cut and paste the numbers in the correct box.



5

4

3

2

1

Name:
















Lavinia Pop © 2021



## Number Match 2

Cut and paste the numbers in the correct box.



10

9

8

7

6

Name:


Lavinia Pop © 2021

--



# Number Sense 1






Cut and paste the number representations in the correct boxes.



--	--	--



--	--	--



Name:

Lavinia Pop © 2021


--



## Number Sense 2



--	--	--



--	--	--



A large gingerbread man holding a stack of three round cookies.	Three identical gingerbread men standing side-by-side in a row.	A gingerbread man sitting on top of a 3x4 grid of squares.
Four identical gingerbread men standing side-by-side in a row.	A gingerbread man sitting on top of a 2x4 grid of squares.	A large gingerbread man holding a stack of four round cookies.

Name: \_\_\_\_\_




# Number Sense 3







Cut and paste the number representations in the correct boxes.



--	--	--



--	--	--



Name: \_\_\_\_\_




# Number Sense 4

Cut and paste the number representations in the correct boxes.



--	--	--



--	--	--





Name: \_\_\_\_\_




# Number Sense 5







Cut and paste the number representations in the correct boxes.



--	--	--



--	--	--




Name: \_\_\_\_\_

Lavinia Pop © 2021




## Missing Numbers


Trace the numbers. Write the missing numbers to complete each number sequence.



1		3	4	5
6	7	8		10



1	2		4	
	7	8	9	



	2			5
6			9	10

Name:






Lavinia Pop © 2021



## Number Order 1-5

Cut and paste the number strips in order.

--	--	--	--	--

				
1	4	3	2	5

Name:


Lavinia Pop © 2021



## Number Order 6-10

Cut and paste the number strips in order.

--	--	--	--	--









Name: \_\_\_\_\_



# Count and Graph

Count how many of each item and complete the graph.



5					
4					
3					
2					
1					
					

Name: \_\_\_\_\_



# Prepositions

Color the word that shows the gingerbread man's position.

<b>behind</b>	<b>under</b>
A gingerbread house with a chimney, a window, and a door. A gingerbread man is standing behind the house, holding a large lollipop.	

<b>in</b>	<b>next to</b>
A gingerbread house with a chimney, a window, and a door. A gingerbread man is sitting inside the house, looking out of the window.	


<b>on</b>	<b>in front</b>
A gingerbread house with a chimney, a window, and a door. A gingerbread man is standing on top of the house, holding a large lollipop.	

<b>between</b>	<b>in</b>
Two gingerbread houses with chimneys, windows, and doors. A gingerbread man is standing between the two houses, holding a large lollipop.	

Name:

Lavinia Pop © 2021


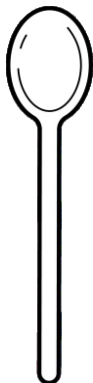
[Empty rectangular box for writing the name]



# Weight Order

Cut and paste the objects from lightest to heaviest.


[Three large empty rectangular boxes for pasting the objects in order of weight]



Name:

Lavinia Pop © 2021


[Empty rectangular box for writing the name]



# Size Order

Cut and paste the gingerbread men from smallest to biggest.

[Three large empty rectangular boxes for pasting the gingerbread men in size order]



Name: \_\_\_\_\_

Lavinia Pop © 2021



# Shapes

Color each section using the code:

pink brown red green yellow blue purple

Name:

Lavinia Pop © 2021



# My 5 Senses when baking gingerbread.

Draw a picture for each of the senses.

A large decorative frame containing five blank boxes for drawing. The frame is decorated with gingerbread men and gingerbread houses. The boxes are labeled with the following senses:

- I see...** (with an eye icon)
- I hear...** (with an ear icon)
- I touch...** (with a hand icon)
- I smell...** (with a nose icon)
- I taste...** (with a mouth icon)