



# LITTLE LEARNERS

ALPHABET

STORYBOOK

NUMBERS




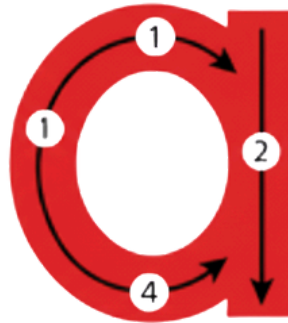
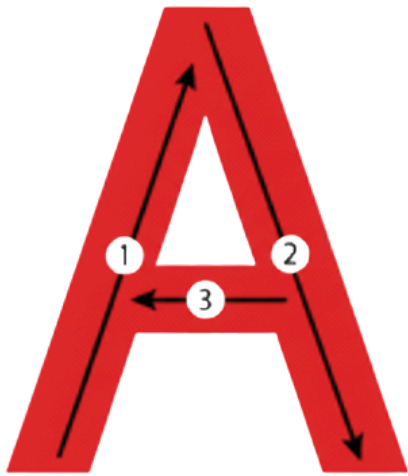
©2025 SMILES PRESCHOOL  
ALL RIGHTS RESERVED.

NAME:


## LETTER A TRACING

INSTRUCTIONS:

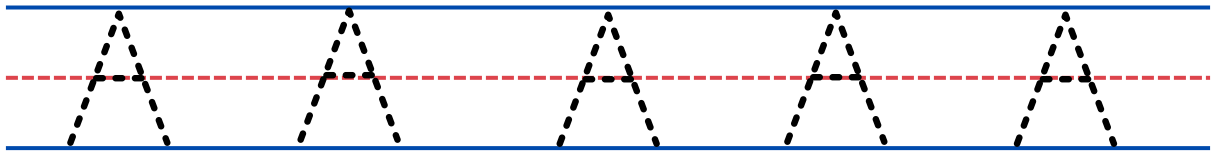
START AT THE DOT, FOLLOW THE ARROWS, AND TRACE THE LINES SLOWLY TO WRITE THE LETTER.



apple



ant

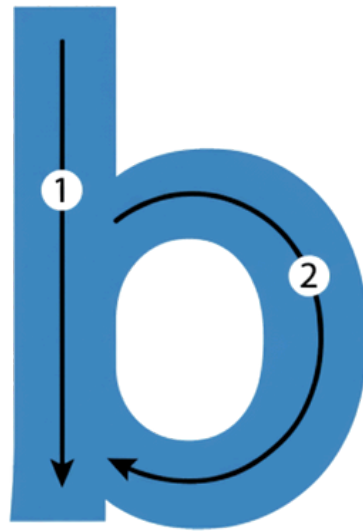
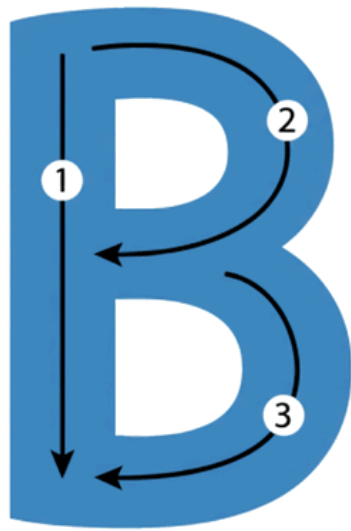


NAME:

## LETTER B TRACING

INSTRUCTIONS:

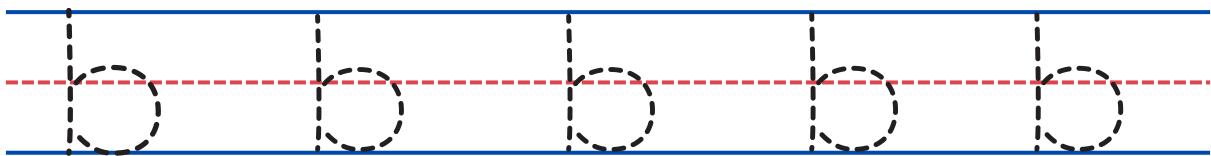
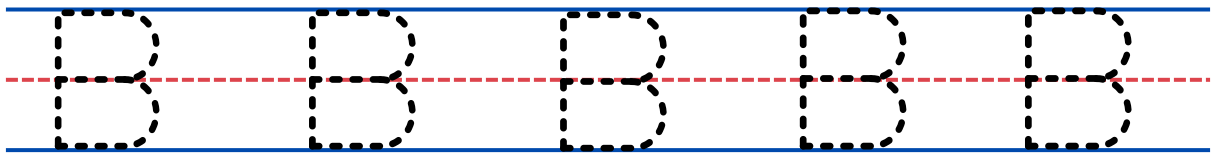
START AT THE DOT, FOLLOW THE ARROWS, AND TRACE THE LINES SLOWLY TO WRITE THE LETTER.



ball



bear



NAME:

## LETTER C TRACING

INSTRUCTIONS:

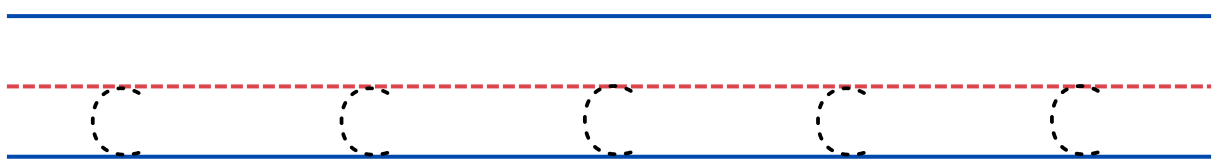
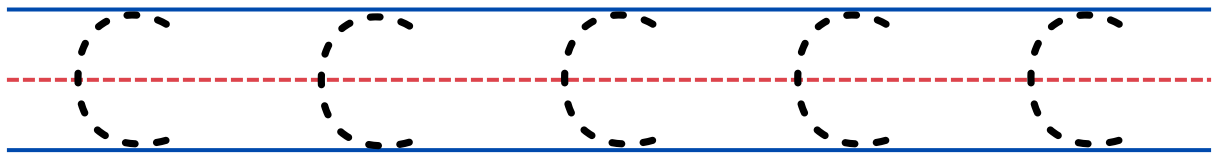
START AT THE DOT, FOLLOW THE ARROWS, AND TRACE THE LINES SLOWLY TO WRITE THE LETTER.



cat



car

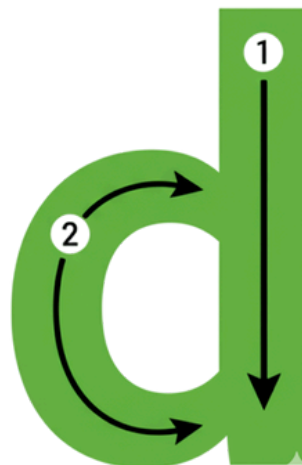
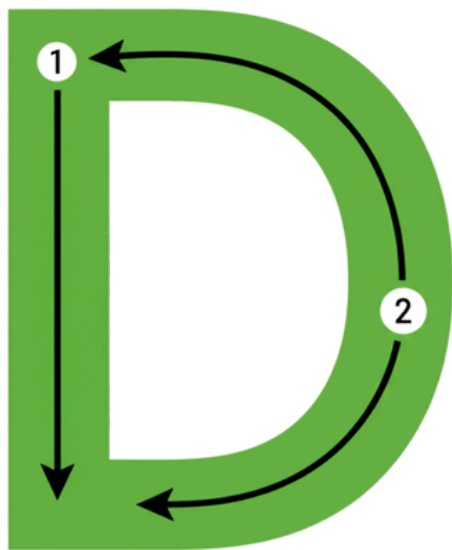


NAME:


## LETTER D TRACING

INSTRUCTIONS:

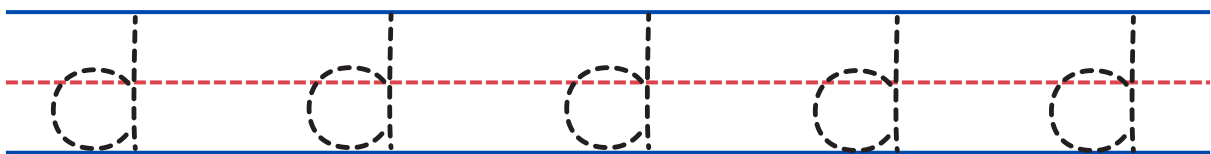
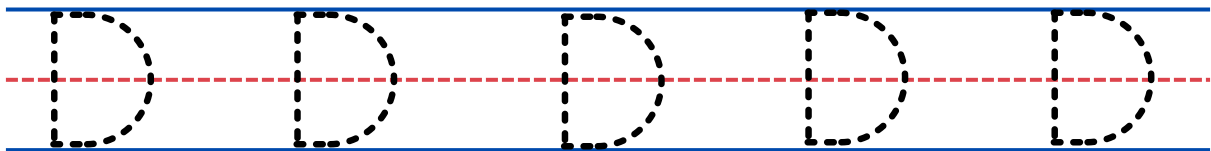
START AT THE DOT, FOLLOW THE ARROWS, AND TRACE THE LINES SLOWLY TO WRITE THE LETTER.



dog



dragon


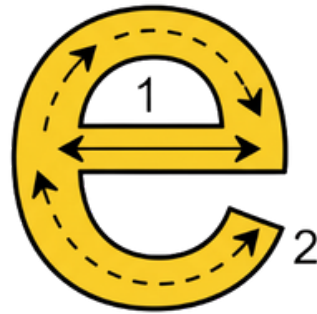
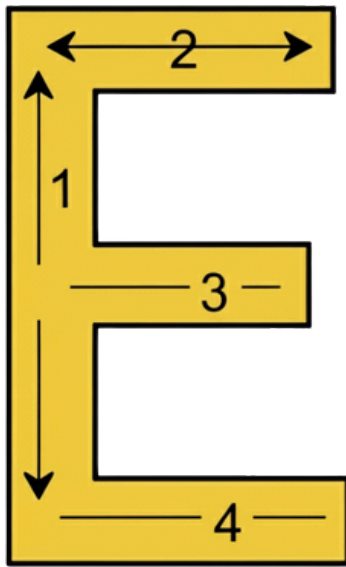


NAME:


## LETTER E TRACING

INSTRUCTIONS:

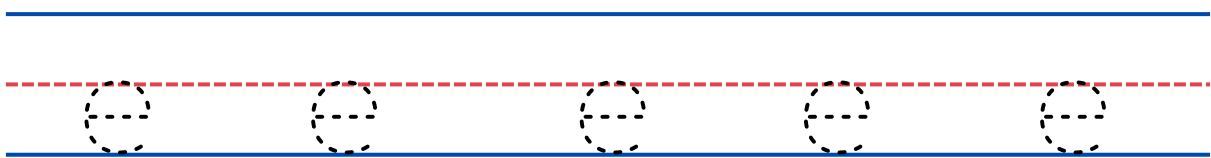
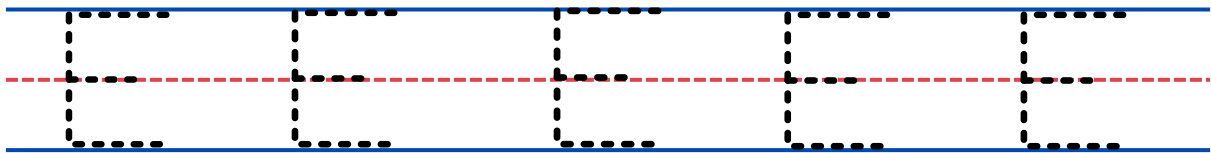
START AT THE DOT, FOLLOW THE ARROWS, AND TRACE THE LINES SLOWLY TO WRITE THE LETTER.



egg



elephant

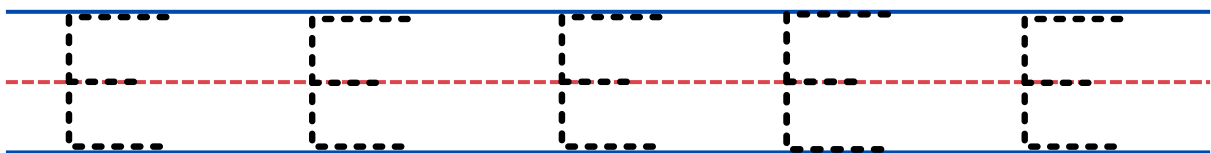
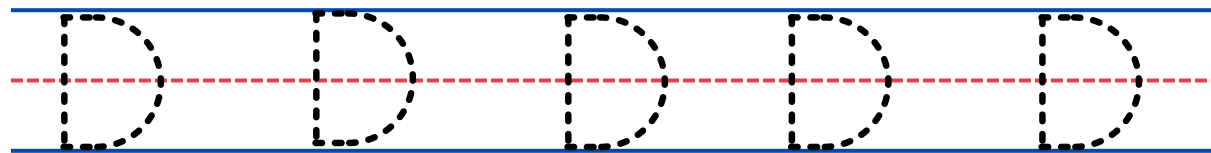
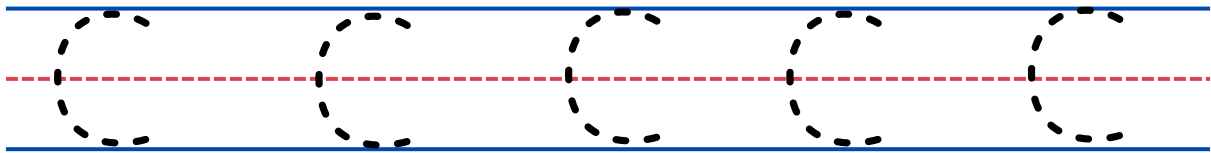
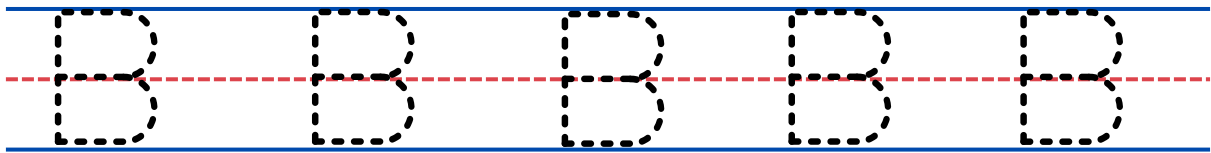
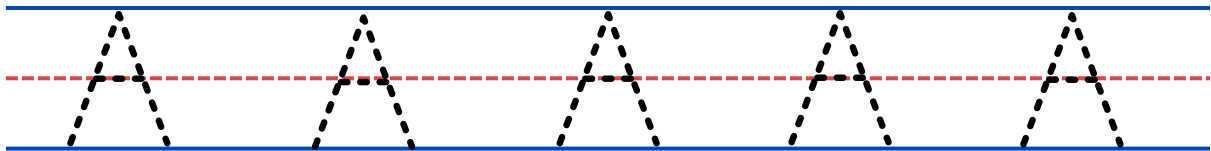


**NAME:**

## LETTER TRACING

INSTRUCTIONS:

TRACE THE DOTTED LETTERS CAREFULLY. SAY EACH LETTER'S NAME AS YOU TRACE IT. TRY TO WRITE THE LETTERS BY YOURSELF ON THE NEXT LINE!



**NAME:**

## LETTER TRACING

**INSTRUCTIONS:**

**TRACE THE DOTTED LETTERS CAREFULLY. SAY EACH LETTER'S NAME AS YOU TRACE IT. TRY TO WRITE THE LETTERS BY YOURSELF ON THE NEXT LINE!**

a a a a a

b b b b b

c c c c c

d d d d d

e e e e e

NAME:

## LETTER MATCHING

INSTRUCTIONS:

LOOK AT THE BIG LETTERS. FIND THE SAME SMALL LETTERS. DRAW A LINE TO MATCH THEM. HAVE FUN!

A •

• b

B •

• e

C •

• d

D •

• a

E •







• c

**NAME:**

## LETTER MATCHING

INSTRUCTIONS:

LOOK AT THE BIG LETTERS. WRITE THEIR SMALL LETTERS.



# *Tim the Bear* **BIG BLUE CRAYON**

WRITTEN BY GLORYBELLE ROSE SONISO © 2025 SMILES PRESCHOOL  
ALL RIGHTS RESERVED.





**Tim bear loved to draw.  
He had a big blue crayon,  
his favorite one in the world!**



**He drew blue skies, blue rivers, and blue  
flowers all morning long.  
“Everything looks better in blue!”  
he giggled.**



**His friends, Mia the rabbit and Rex the dog,  
came running with paper too.**

**“Can we borrow your blue crayon?”**

**Mia asked.**



**Toby frowned.**  
**“It’s my favorite crayon! What if it  
breaks?”**



**Mia and Rex quietly sat down to draw with other colors. Toby looked at them and felt lonely.**



**After a while, Toby took a deep breath. "Maybe... I can share just a little."**



**His friends drew a blue sky, a blue lake, and a big blue rainbow together!**



**When they finished, they saw their drawing looked amazing, brighter than before!**



**Toby grinned. "Sharing my  
crayon made everything more  
fun!"**



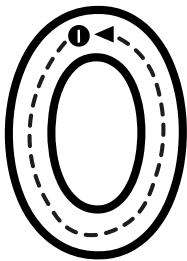
**That night, Toby put his blue crayon away and whispered, “Tomorrow, I’ll share again.”**

NAME:

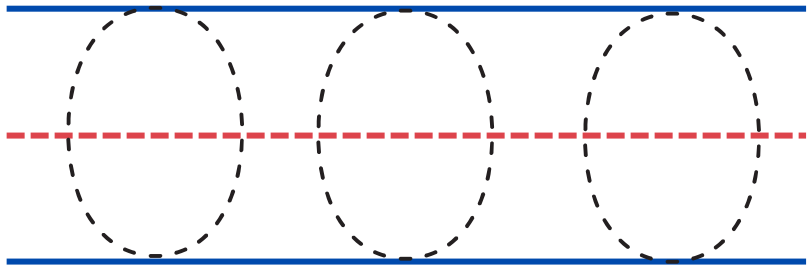
## NUMBER TRACING

INSTRUCTIONS:

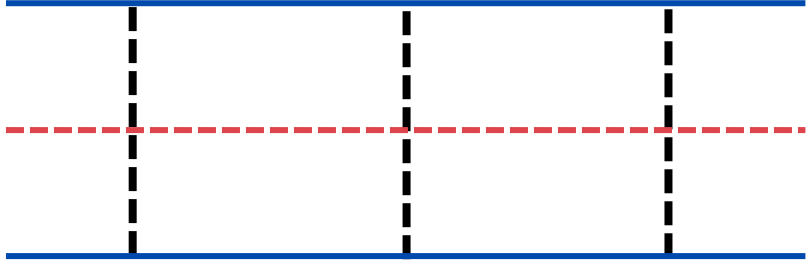
START AT THE DOT, FOLLOW THE ARROWS, AND TRACE THE LINES SLOWLY TO WRITE THE NUMBER.



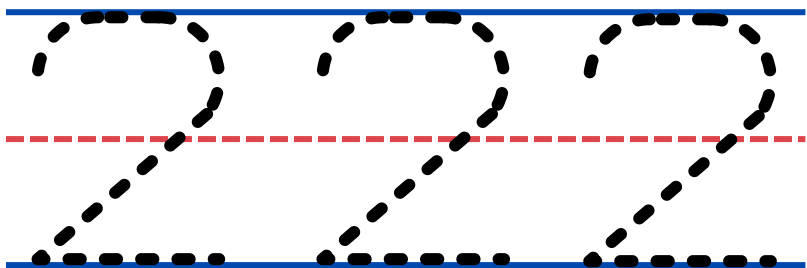
ZERO



ONE



TWO

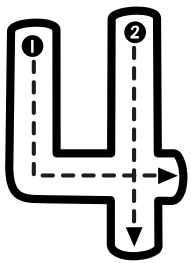


NAME:

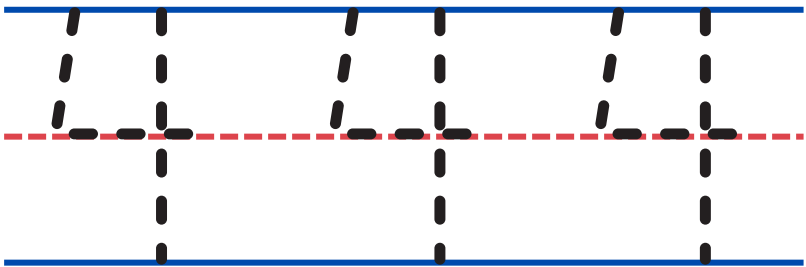
## NUMBER TRACING

INSTRUCTIONS:

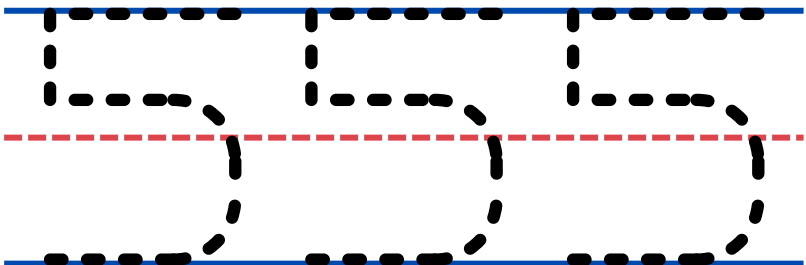
START AT THE DOT, FOLLOW THE ARROWS, AND TRACE THE LINES SLOWLY TO WRITE THE NUMBER.



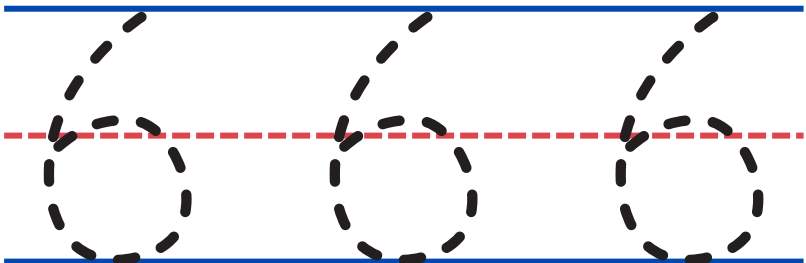
FOUR



FIVE



SIX



NAME:

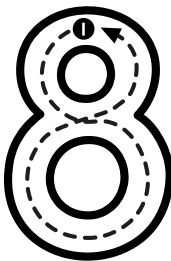
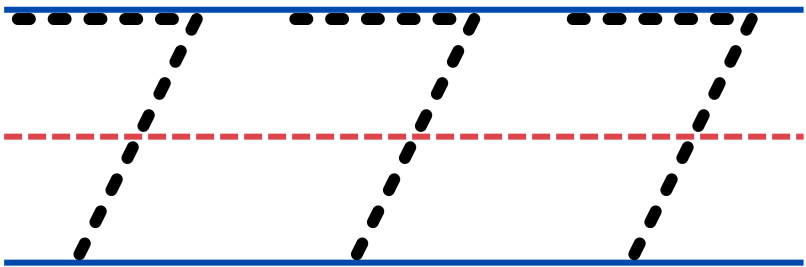
## NUMBER TRACING

INSTRUCTIONS:

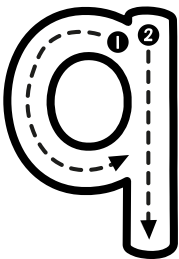
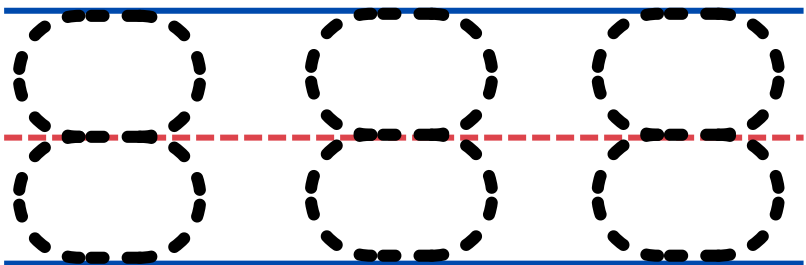
START AT THE DOT, FOLLOW THE ARROWS, AND TRACE THE LINES SLOWLY TO WRITE THE NUMBER.



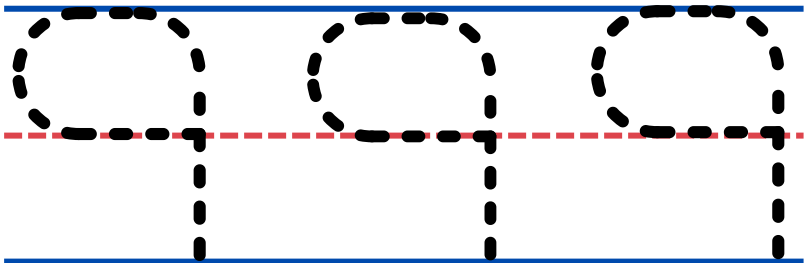
SEVEN



EIGHT



NINE





NAME:


## COUNT AND WRITE THE NUMBER!

INSTRUCTIONS:

LOOK AT THE PICTURES. COUNT THEM. WRITE THE NUMBER IN THE BOX.

	
---	--

	
---	--


	
---	--


NAME:


## COUNT AND WRITE THE NUMBER!

INSTRUCTIONS:

LOOK AT THE PICTURES. COUNT THEM. WRITE THE NUMBER IN THE BOX.

	
---	--

	
---	--

	
---	--