



Smiles Child Care & Preschool

E-SCHOOL KINDERGARTEN WORKSHEET BUNDLE



ALL ABOUT THE LETTER

A

/a/



NAME: _____

DATE: _____

MISSION LETTER A

It's time for our writing mission! Our job is to write our very own letter A!

A

Handwriting practice lines for uppercase letter A. The first line shows a dashed outline of the letter A for tracing. Below it are several sets of blank handwriting lines (top solid, middle dashed, bottom solid) for independent practice.

a

Handwriting practice lines for lowercase letter a. The first line shows a dashed outline of the letter a for tracing. Below it are several sets of blank handwriting lines (top solid, middle dashed, bottom solid) for independent practice.




NAME:

DATE:

LETTER HUNT

Get ready for a letter hunt!

Here we have lots of bubbles, and each one has a letter inside. Our mission is to find and color all the special bubbles that have the letter A!

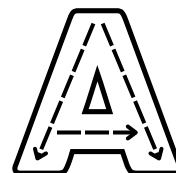
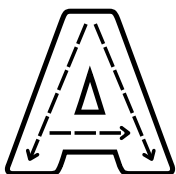


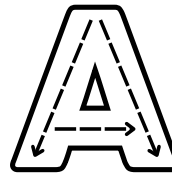
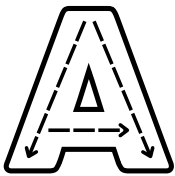
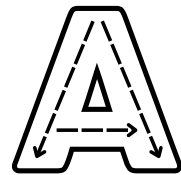

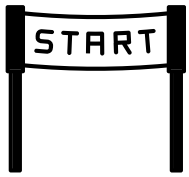


NAME: _____

DATE: _____

TRACE RACE

Take your pencil and put it on the first dot.
Follow the dotted line and trace each letter all the way to the end. Be careful to stay on the path!




NAME: _____

DATE: _____


GUESS THE WORD

Get your thinking caps on! We are going to play a guessing game. I'll give you some clues, and you guess the word that starts with the letter A!

- **This is a sweet, crunchy fruit that is often red or green.**

An A _____ 


- **This big, scaly reptile lives in the water.**

An A _____ 


- **This tiny insect crawls around outside and lives in a colony.**

An A __ 

- **This person flies into space in a rocket ship.**

An A _____ 

- **This big machine has wings and flies through the sky.**

An A _____ 



NAME: _____

DATE: _____

LETTER DETECTIVE

Get your detective tools ready: Take out your favorite magnifying glass (or just your eyes!) and a crayon. Find and circle the letter A.



NAME:

DATE:

COLOR THE FLOWERS

Hello, little gardeners! Look at all these beautiful flowers. Your special mission today is to find and color the flower with the letter A on it.



ALL ABOUT THE NUMBER

1

one



NAME: _____

DATE: _____

MISSION NUMBER 1

it's time for our number-writing mission! Our job is to write our very own number 1s!

ONE

Tracing lines for uppercase 'ONE'. The first line shows the word 'ONE' in a dashed font for tracing. Below it are several sets of blank handwriting lines, each consisting of a solid top line, a dashed middle line, and a solid bottom line.

one

Tracing lines for lowercase 'one'. The first line shows the word 'one' in a dashed font for tracing. Below it are several sets of blank handwriting lines, each consisting of a solid top line, a dashed middle line, and a solid bottom line.

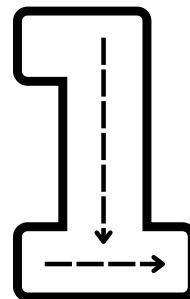
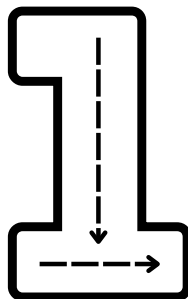
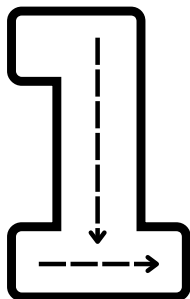
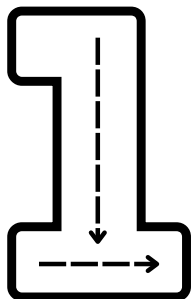
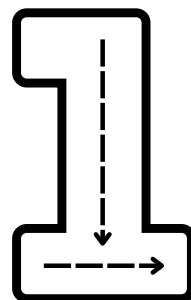
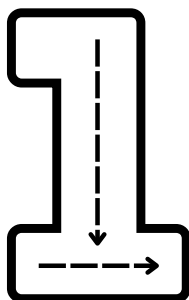
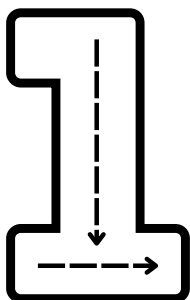
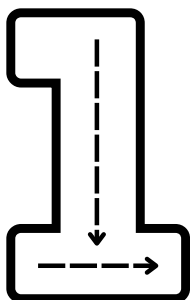
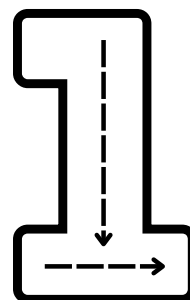
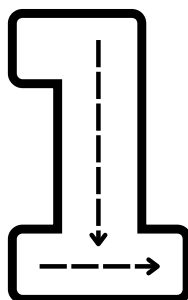
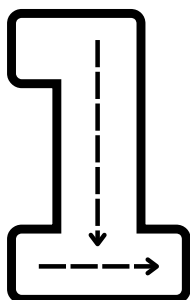
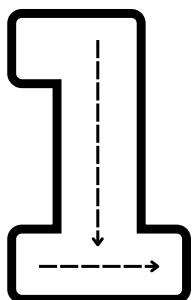


NAME: _____

DATE: _____

TRACE ME!

Get your number-making fingers ready! Our mission today is to help the number 1 come to life! Trace the number with your pencil or crayon.

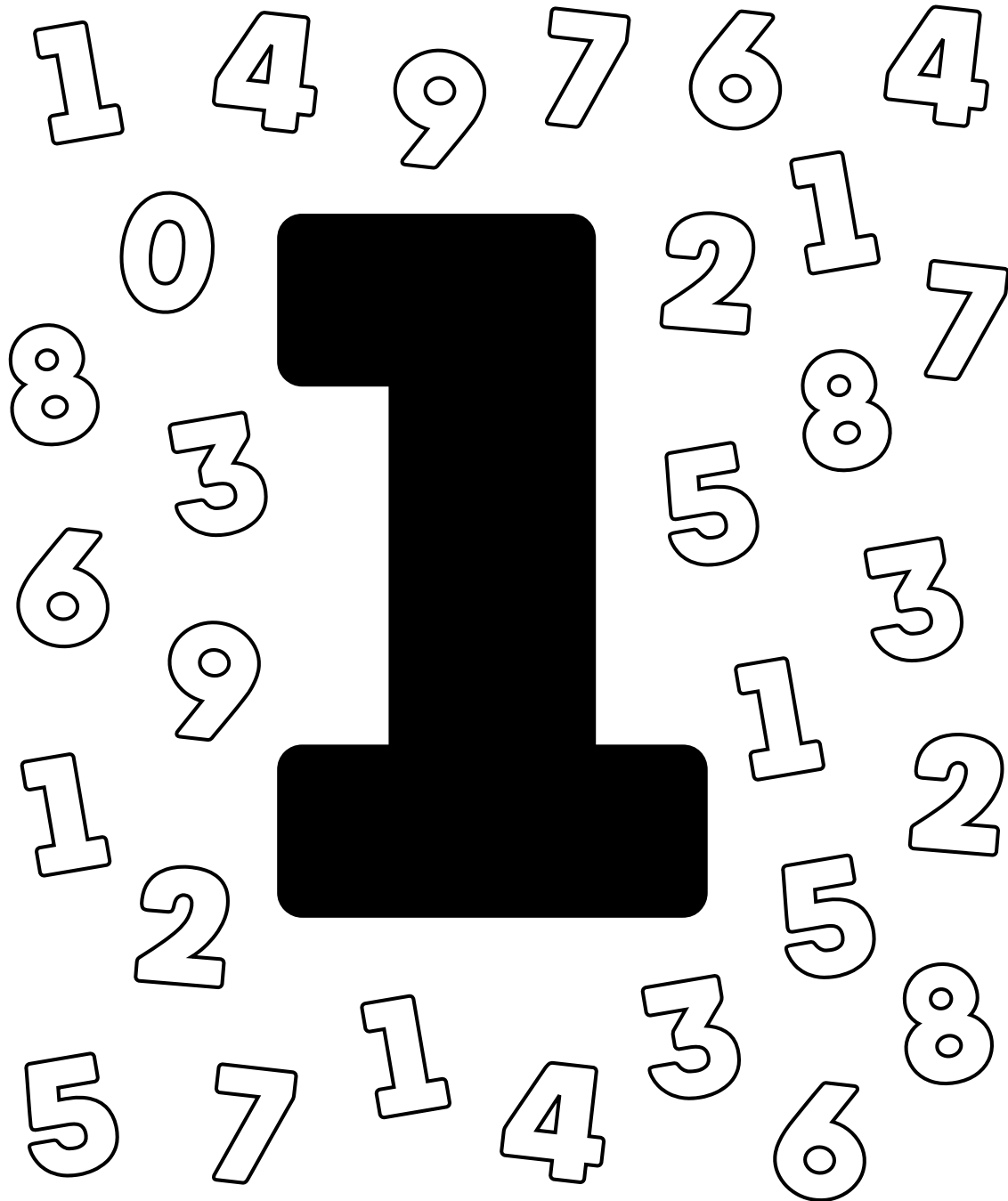


NAME: _____

DATE: _____

FIND AND COLOR

Get ready to be number detectives! Our mission today is to find and color all the number 1!

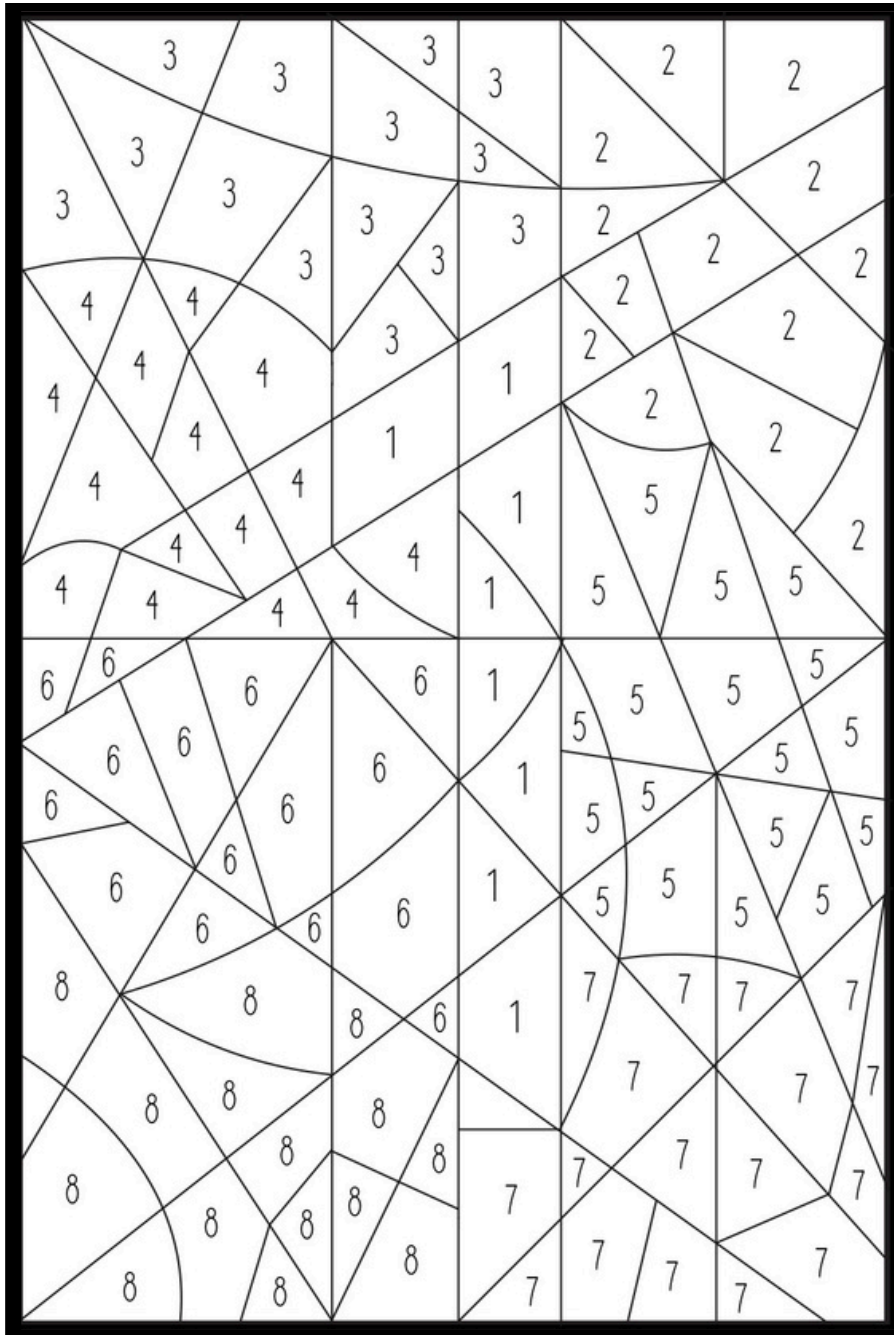


NAME: _____

DATE: _____

COLOR PUZZLE

Put on your color detective hats! We have a very special mission today: color all number 1 to put the puzzle back together!



ALL ABOUT
THE COLOR

RED



NAME: _____

DATE: _____

MISSION RED

it's time for our number-writing mission! Our job is to write our very own color red!

RED

Handwriting practice lines for the word "RED". The first line shows the word "RED" in dashed letters for tracing. Below are several sets of blank handwriting lines (top solid, middle dashed, bottom solid) for independent practice.

red

Handwriting practice lines for the word "red". The first line shows the word "red" in dashed letters for tracing. Below are several sets of blank handwriting lines (top solid, middle dashed, bottom solid) for independent practice.




NAME: _____

DATE: _____

COLOR THE APPLES

Our job is to make these apples look big, juicy, and ready to eat. Let's use our red crayons to color every single one of these apples!



NAME: _____

DATE: _____

FINDING REDS

Put on your super-spotter glasses! We have a fun mission today: to find all the red things hidden in this busy picture!



NAME: _____


DATE: _____

COUNT THE REDS


Put on your counting hats! We have a fun mission today: to count all the red things you see!




2 5 7




8 4 3




9 1 6



5 2 7



5 8 3



6 1 2



NAME: _____

DATE: _____

COLOR ARTIST


It's time to be a color artist! Our special color of the day is red! Color all the things that are red.



ANT



LADYBUG



STRAWBERRY




HEART



ROSE



ALL ABOUT THE SHAPE



TRIANGLE

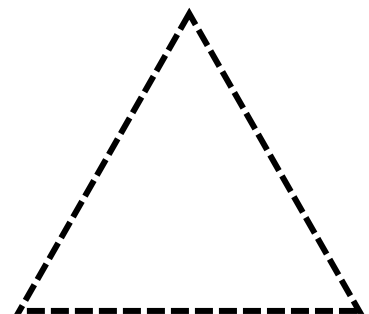
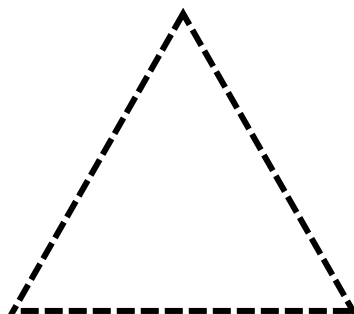
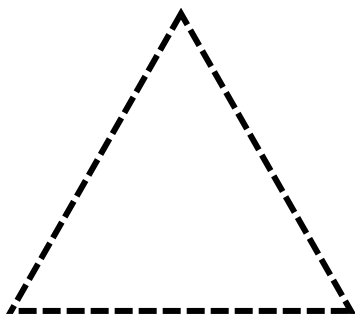
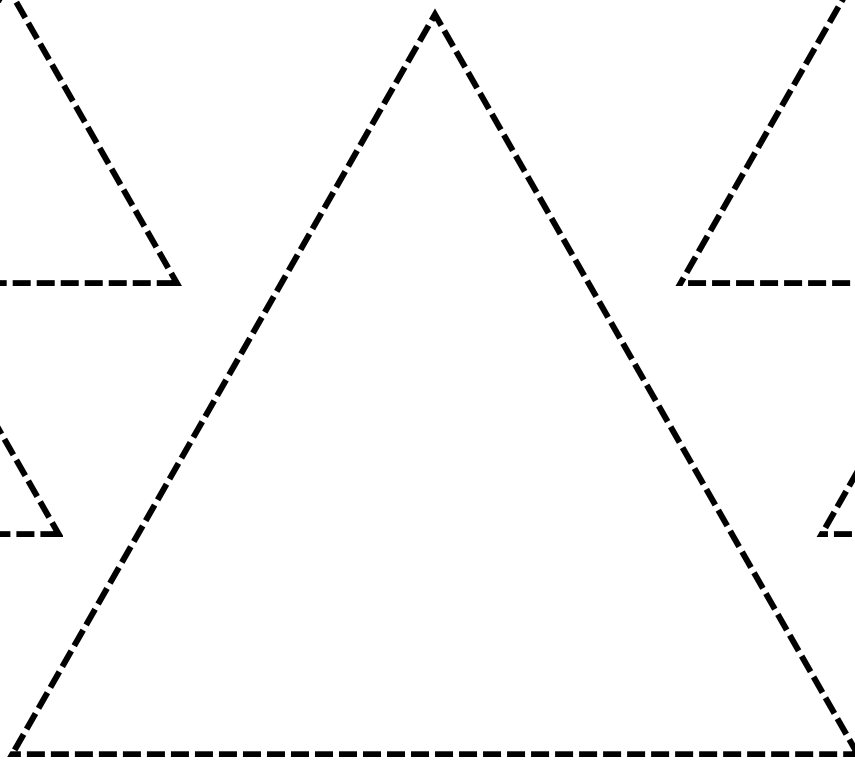
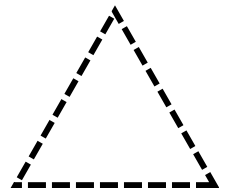
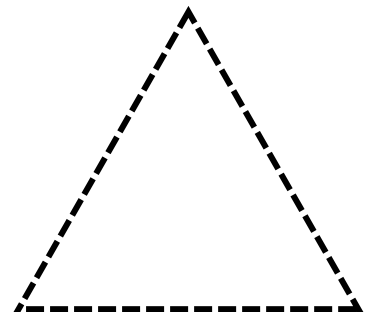
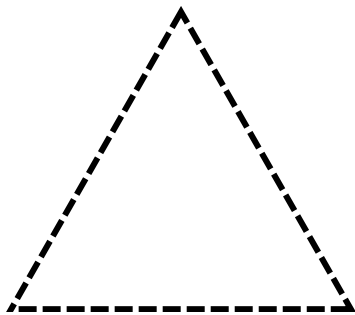


NAME: _____

DATE: _____

TRACE THE SHAPE

It's time to be a shape artist! follow the dotted lines on our paper with our crayons to trace a triangle.








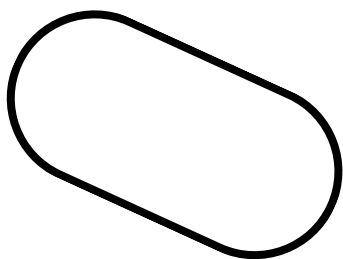


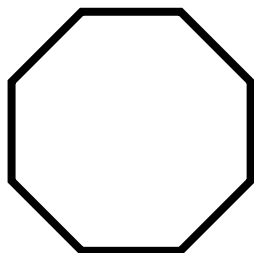

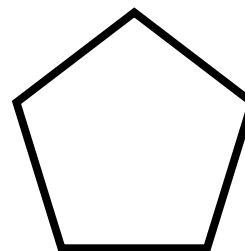





NAME: _____

DATE: _____

THE SHAPE HUNT

Hey, shape detectives, your mission is to find all the triangles! Remember, a triangle has three sides. When you find one, color it in with any color you like!

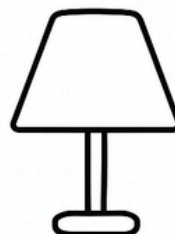
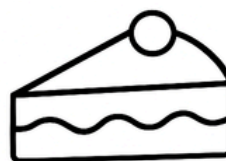





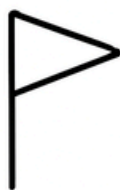
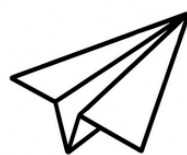



NAME: _____

DATE: _____

IS IT A TRIANGLE?

Remember, a triangle is a shape with three sides.
Your mission is to find and color all the objects that
are shaped like a triangle.









NAME: _____

DATE: _____

MIX AND MATCH

Time to be a matching master! Your job is to find the two triangles that look exactly the same and draw a line to connect them!




NAME: _____

DATE: _____

COUNT THE TRIANGLES

Put on your super-spy glasses! We have a very tricky mission today: to find and count all the secret triangles hidden in the picture.



**ALL ABOUT
THE ANIMAL**

DOG




NAME: _____

DATE: _____

COUNT THE DOGS

We have a fun mission today: to count and circle all the playful dogs. How many dogs can you find?



NAME: _____

DATE: _____

MY DOG'S COLOR

Look at this happy dog! What color is the dog you have at home, or your favorite dog in the world? Use your crayons to color in this dog any way you like!




NAME: _____

DATE: _____

MAZE HAZE

This happy little dog! He's super hungry and wants to find his favorite bone. But the path is tricky, and he needs your help to get there without getting lost!




NAME: _____

DATE: _____

MAKE YOUR OWN COLLAR

We're going to give our friend a brand new collar to help him stay safe and look extra stylish. Let's use our imagination and draw a super cool collar!




NAME: _____

DATE: _____

DRAW YOUR DOG

Young artists, look at our dog canvas! This dog is super excited because you get to decide what it looks like! Draw the missing ear, spots and tail.



Smiles Child Care & Preschool

**GOOD
JOB!**



Smiles Child Care & Preschool

**© 2025 Smiles Preschool. Personal & Classroom Use Only.
Redistribution, resale, or copying is prohibited.**